



OFFICE *Furniture* CATALOG

20
19



StandUp Standing Desk Collection by OfficeSource®



Integrate Collection by OfficeSource®



Renegade Raider by OfficeSource®



Variant Collection by OfficeSource®



OS Multi-Purpose Table Collection by OfficeSource®

table of CONTENTS

DESKS

2 - 79

TABLES

80 - 109

PANELS + PARTITIONS

116 - 121

SEATING

Lab	108 - 109
Hospitality+Reception	
+Guest	122 - 152
Stacking	153 - 163
Nesting	164 - 165
Folding	166
Stools	167 - 174
Outdoor	173, 175 - 176
Task	177 - 179
Mesh	180 - 192
Executive	191, 193 - 207
Big & Tall	207 - 209
Gaming	210

STORAGE

211 - 227

ACCESSORIES+ TECHNOLOGY

110 - 115, 228 - 233

INDEX

234 - 235

CHAIR FUNCTIONS

236



LEGEND INFORMATION

QUICKSHIP

QS - QUICKSHIP: We have placed the **QS** prefix before model numbers that are quickship items. Delivery time is approximately 1-3 weeks.

SPECIAL ORDER

SO - SPECIAL ORDER: We have placed the **SO** prefix before model numbers that are special order items. Please note that lead times on special order items can vary greatly. We welcome special orders, we will always do our best to procure product in the quickest fashion possible and attempt to meet your expected due dates.



NEW PRODUCT 2019: This style icon as well as single gold star indicates new product added to our catalog for 2019.



TOP SELLER: Look for this icon on select OfficeSource® products! Products that carry this label are given a thumbs up as a great selling product, great quality and overall a TOP SELLER!



We strongly support recycling efforts. This catalog is printed on recycled paper containing a minimum of 10% PCW. We are committed to doing our part to sustain the environment. By printing this publication on recycled paper, two tons of wood, approximately 4,700 gallons of water and nine billion BTU of energy was saved. Also, it is printed using vegetable based inks. Please do your part by recycling this catalog after use.

Colors pictured throughout catalog are representation only. If exact color match is necessary, please request finish or upholstery sample before placing your order.

List prices are effective as of December 1, 2018 and are subject to change. Printed in USA.

Prices subject to change at any time. Please contact us to verify current pricing.

This catalog and its contents are proprietary to JMJS dba COE Distributing. Copyright 2018/2019 by JMJS. All Rights Reserved.

Keswick COLLECTION

Handsome detailing on durable wooden construction. Mirroring the looks of early American stateliness, this collection is a distinguished addition to any office. Solidly built with elegant mouldings and a rich English Cherry finish.



(Not Fully Assembled)

EXECUTIVE BLACK LEATHER ROLL ARM DESK CHAIR W/ENGLISH CHERRY BASE

SKU: **QS69401105**

27"W x 29¾"D x 43-46½"H

List: \$723.00


**DURABLE UV FINISH
RESISTANT TO STAINS,
MARKS AND SCRATCHES!**



FLEX STEEL®
CONTRACT 05015
DMI COLLECTION



SKU: **KESWICK1**
TOTAL LIST: \$9,698.00
Includes: 799036, 799021,
799062, 69401105
Excludes Accessories.



Collection Detail:
Veneer tops are detailed with
decorative cherry inlay veneer
and walnut banding.



EXECUTIVE DESK SKU: 799036

- Center drawer w/pencil tray
- Two pull out writing boards
- Box, locking box & file per pedestal

72"W x 36"D x 30"H

List: \$3,326.00



EXECUTIVE CREDENZA SKU: 799020

- Four box drawers
- Two file drawers
- Two pull out writing boards
- Cabinet w/adjustable shelf
- Center drawer w/drop front

72"W x 24"D x 30"H

List: \$3,336.00



HUTCH W/BEVELED GLASS DOORS SKU: 799062

- 19"H monitor clearance
- Two adj. Shelves behind each door

72"W x 15"D x 50"H

List: \$2,498.00



LEFT SINGLE PEDESTAL DESK SKU: **QS7990470**

- Center drawer w/pencil tray
- Pull out writing board
- Box, locking box, locking file drawer

66"W x 30"D x 30"H

List: \$2,474.00



RIGHT SINGLE PEDESTAL DESK SKU: **QS7990480**

- Center drawer w/pencil tray
- Pull out writing board
- Box, locking box, locking file drawer

66"W x 30"D x 30"H

List: \$2,474.00



KNEESPACE CREDENZA SKU: **QS799021**

- Keyboard drawer
- Two pull out writing boards
- Box, locking box, locking file per pedestal

72"W x 24"D x 30"H

List: \$3,151.00



TWO DRAWER LATERAL FILE SKU: 799016

- Two locking drawers
- Letter and/or legal size filing
- Anti-tip device

36"W x 24"D x 30"H

List: \$1,749.00

EXE. LEFT PEDESTAL DESK SKU: **QS7990570**

- Center drawer w/pencil tray
- Pull out writing board
- Box, locking box, locking file drawer

72"W x 36"D x 30"H

List: \$2,974.00

EXEC. RIGHT PEDESTAL DESK SKU: **QS7990580**

- Center drawer w/pencil tray
- Pull out writing board
- Box, locking box, locking file drawer

72"W x 36"D x 30"H

List: \$2,974.00

RIGHT SINGLE PEDESTAL RETURN

SKU: **QS7990579**

- Box, locking box, locking file drawer
- Wire management access

48"W x 24"D x 30"H

List: \$2,108.00

LEFT SINGLE PEDESTAL RETURN

SKU: **QS7990589**

- Box, locking box, locking file drawer
- Wire management access

48"W x 24"D x 30"H

List: \$2,108.00

QS = QUICKSHIP

**FINISH
AVAILABLE:**



English Cherry

Rue De Lyon *COLLECTION*

From the opulent Ruby Cabernet finish and dark Platinum finished hardware with heavy highlights, to the hidden storage behind drop-front doors featured on the overhead storage, the Rue De Lyon Collection offers extras throughout and includes an expanded line-up to furnish any office requirement.

FINISH AVAILABLE:



Ruby Cabernet



SKU: QSRUEDELYON1
TOTAL LIST: \$8,296.00

Includes:
768434A, 768422A, 768444, 768416,
7684836. *Excludes Accessories*



SKU: QSRUEDELYON2
TOTAL LIST: \$5,742.00

Includes:
768444, 7684836, 768448A
(Right) or 768449A (Left)
Excludes Accessories



EXECUTIVE DESK SKU: Q5768436A

- Drop front drawer w/removable pencil tray
 - Each pedestal features a drawer w/pencil tray, utility drawer, w/removable wood dividers and a full Extension file drawer
- 72"W x 36"D x 30"H
List: \$2,675.00

KNEESPACE CREDENZA SKU: Q5768421A

- Center drawer w/drop front for keyboard tray
 - Two box drawers and one file drawer per pedestal
- 72"W x 24"D x 30"H
List: \$2,238.00

COMPUTER CREDENZA SKU: Q5768422A

- Keyboard tray/lap drawer
 - CPU storage and one utility drawer (in left pedestal)
 - Two utility and one file drawer (in right pedestal)
- 66"W x 24"D x 30"H
List: \$2,083.00

HUTCH W/ACCENT LIGHTS SKU: Q5768444

- Two CD storage areas behind drop-front drawer fronts
 - Task light & two accent lights
 - Cable accessible
- 67"W x 15½"D x 48"H
List: \$1,779.00

2 DRAWER LATERAL FILE SKU: Q5768416

- Full extension file drawers
 - Letter and/or legal size filing; anti-tip device
- 36"W x 24"D x 30"H
List: \$1,068.00

COMPUTER "L" WORKSTATION SKU: Q5768448A (RIGHT) SKU: Q5768449A (LEFT)

- 768448A consists of: -480, -489
 - 768449A consists of: -490, -499
 - Drop front keyboard drawer
 - Four utility drawers, two w/felt lining, one w/removable dividers
 - Locking file drawer
 - Computer cabinet
 - Finished on all sides
 - Some assembly required
- Computer Desk: 66"W x 28"D x 30"H
Return: 48"W x 24"D x 30"H
List: \$2,860.00

MANAGER'S DESK SKU: Q5768434A

- Same features as 768436A
- 66"W x 30"D x 30"H
List: \$2,263.00

COMPLEMENTARY SEATING



(Not Fully Assembled)

EXE. BLACK LEATHER, HIGH BACK CHAIR W/ RUBY CABERNET BASE SKU: Q57684836

28¾"W x 29¾"D x 40½"-43¾"H
List: \$1,103.00



GUEST, BLACK LEATHER, HIGH BACK CHAIR W/ RUBY CABERNET BASE SKU: Q57684821

27½"W x 28"D x 41"H
List: \$1,028.00

COMPLEMENTARY BOOKCASES

DOUBLE BOOKCASE SKU: Q5768407

- Four adjustable wood framed glass shelves
 - Two canister lights
- 47"W x 16"D x 78"H
List: \$2,032.00

FILE BOOKCASE SKU: Q5768408

- Three adjustable wood framed glass shelves
 - One file drawer
 - One canister light
- 39"W x 18"D x 78"H
List: \$1,906.00



Most items in this collection come fully assembled.

QS = QUICKSHIP

Governor's *COLLECTION*

Traditional integrity is inherent in the attention to detail found in solid wood bases with shaped mouldings, mitered edges, recessed modesty panels, and swinging bail drawer pulls finished in antique brass with medium highlights.

→ **SKU: QSGOVERNORS1**
TOTAL LIST: \$7,026.00

Includes:
735036, 735021,
735047, 7350152
*Excludes Accessories
& Seating*



TABLE DESK



#735088

*Locking Center Drawer
w/Pencil Tray*



EXECUTIVE DESK
SKU: 735036
72"W x 36"D x 30"H
List: \$2,118.00



MANAGER'S DESK
SKU: QS735030
60"W x 30"D x 30"H
List: \$2,074.00

QS = QUICKSHIP

**FINISH
AVAILABLE:**



Engraved Executive
Mahogany



STORAGE CREDENZA
SKU: 735020
66"W x 20"D x 30"H
List: \$2,022.00



**COMPUTER CREDENZA
W/KEYBOARD TRAY**
SKU: QS735021
66"W x 20"D x 30"H
List: \$2,022.00



TABLE DESK
SKU: QS735088
• Center drawer
72"W x 36"D x 30"H
List: \$1,582.00
(Not Fully Assembled)



OPEN HUTCH
SKU: QS735044
• Use with -20 or -21
60"W x 14"D x 46"H
List: \$1,250.00

OPEN HUTCH
SKU: QS735061
• Use with -571, -581
66"W x 14"D x 46"H
List: \$1,308.00



MESH DOOR HUTCH
SKU: 735047
• Use with -20 or -21
60"W x 13"D x 46"H
List: \$1,582.00

MESH DOOR HUTCH
SKU: QS735062
• Use with -571, -581
66"W x 13"D x 46"H
List: \$1,801.00



2 DRAWER LATERAL FILE
SKU: 7350152
• Finished back
• Anti-tip device
32"W x 20"D x 30"H
List: \$1,304.00



LATERAL FILE HUTCH
SKU: QS735041
29"W x 14"D x 46"H
List: \$835.00



4 DRAWER LATERAL FILE
SKU: QS735017
• Anti-tip device
36"W x 22"D x 54"H
List: \$2,358.00

DOOR BOOKCASE
SKU: QS735009
30"W x 14"D x 74"H
List: \$1,293.00

BOOKCASE
5 ADJ. SHELVES
SKU: QS7350172
32"W x 16"D x 72"H
List: \$1,161.00

**FULLY
ASSEMBLED**
Most items in this collection
come fully assembled.



EXECUTIVE U



↑ **SKU: QSGOVERNORS2**
TOTAL LIST: \$4,604.00

Includes:
7350580, 7350588 (Left) or
7350570, 7350577 (Right), 735059
(Not Fully Assembled)

EXECUTIVE L



↑ **SKU: QSGOVERNORS3**
TOTAL LIST: \$3,475.00

Includes:
7350480, 7350579 (Right) or
7350490, 7350589 (Left)
(Not Fully Assembled)



Gold Stars Indicate
Product New for 2019.

RIGHT - EXECUTIVE "U"

LEFT PEDESTAL DESK

SKU: 7350570

72"W x 36"D x 30"H

List: \$2,013.00

RIGHT PEDESTAL CREDENZA

SKU: QS7350577 ★

72"W x 24"D x 30"H

List: \$1,865.00

"U" BRIDGE

SKU: QS735059

50"W x 24"D x 30"H

List: \$726.00

(Not Fully Assembled)

LEFT - EXECUTIVE "U"

RIGHT PEDESTAL DESK

SKU: 7350580

72"W x 36"D x 30"H

List: \$2,013.00

LEFT PEDESTAL CREDENZA

SKU: QS7350588 ★

72"W x 24"D x 30"H

List: \$1,865.00

"U" BRIDGE

SKU: QS735059

50"W x 24"D x 30"H

List: \$726.00

(Not Fully Assembled)

RIGHT - EXECUTIVE "L"

LEFT PEDESTAL DESK

SKU: 7350570

72"W x 36"D x 30"H

List: \$2,013.00

LEFT PEDESTAL DESK

SKU: QS7350480

66"W x 30"D x 30"H

List: \$1,946.00

RIGHT EXECUTIVE HEIGHT RETURN

SKU: 7350579

48"W x 24"D x 30"H

List: \$1,529.00

LEFT - EXECUTIVE "L"

RIGHT PEDESTAL DESK

SKU: 7350580

72"W x 36"D x 30"H

List: \$2,013.00

RIGHT PEDESTAL DESK

SKU: QS7350490

66"W x 30"D x 30"H

List: \$1,946.00

LEFT EXECUTIVE HEIGHT RETURN

SKU: 7350589

48"W x 24"D x 30"H

List: \$1,529.00



#735020

CREDENZA STANDARD FEATURES

- Center two door cabinet has one adjustable shelf
- A box and file drawer per pedestal
- All drawers feature dovetail construction and are suspended on metal ball bearing slides
- Full extending file drawers and 3/4 extending box drawers
- File drawers equipped with metal rods for letter or legal sized hanging files
- Finished back

**INCLUDE A
STORAGE
CREDENZA
IN YOUR
CONFERENCE
SPACE!**

MATCHING CONFERENCE TABLE

**42" ROUND
TRADITIONAL
QUEEN ANNE TABLE TOP
SKU: 7350011**

• Seats 4 people
List: \$822.00

**SOLID WOOD
TRADITIONAL QUEEN
ANNE TABLE BASE
SKU: 7350002**

Table Height 30"
List: \$437.00



#7350011

#7350002

Please Note:
Table Top & Base Sold
Separately.

**FINISH
AVAILABLE:**



Engraved Executive
Mahogany

QS = QUICKSHIP

**FULLY
ASSEMBLED**

Most items in this collection
come fully assembled.

Abbey COLLECTION

Pictured w/OfficeSource® Laminate, Indulge and Draper Collections

↑ **SKU: ABBEY1**
Total List: \$6,948.00
Includes: 9WS6 Right or
9WS5 Left, 960
Excludes Accessories & Seating



EXECUTIVE DESK
SKU: 932
• Center drawer
72"W x 36"D x 29"H
List: \$2,299.00



MANAGER'S DESK
SKU: 934
• Center drawer
60"W x 30"D x 29"H
List: \$2,199.00

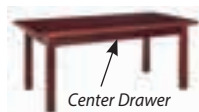


TABLE DESK
SKU: 920
• Center drawer
72"W x 36"D x 29"H
List: \$1,319.00



2 DRAWER LATERAL FILE
SKU: 952
• Finished back
38"W x 24"D x 29"H
List: \$1,759.00



STORAGE CREDEZA
SKU: 962D
72"W x 23"D x 29"H
List: \$2,859.00



KNEESPACE CREDEZA
SKU: 962
72"W x 22½"D x 29"H
List: \$2,099.00



DOOR HUTCH
SKU: 960
• Use with 962D, 962, 9WS5, 9WS6
71½"W x 16"D x 42½"H
List: \$2,099.00

COMPONENTS

**FINISH
IN STOCK:**



Mahogany




BOOKCASE
SKU: 946
• Finished back
36"W x 14"D x 72"H
List: \$1,759.00

The OfficeSource® Abbey Collection is the epitome of luxury. The OfficeSource® Abbey Collection features a traditional style which blends perfectly with a contemporary office setting. The timeless wood veneer and mahogany finish boasts the idea that it will never go out of style. This Collection comes complete with antique brass pulls which add to the luxurious aesthetics of this office furniture.

STANDARD FEATURES

- Traditional wood veneer w/mahogany finish
- Traditional style inlay top
- Full extension box/file drawers
- Antique brass pulls
- Picture frame mouldings

**ANTIQUE BRASS
PULLS**



**Ready to
Assemble**

Items on this page come
ready-to-assemble.



L GROUP - LEFT (72" W)
SKU: 9WS1
Right Desk: 72"W x 36"D
• Center drawer
Left Return: 48"W x 22½"D
List: \$3,749.00

L GROUP - LEFT (66" W)
SKU: 9WS3
Right Desk: 66"W x 30"D
• Center drawer
Left Return: 48"W x 22½"D
List: \$3,629.00

L GROUP - RIGHT (72" W)
SKU: 9WS2
Left Desk: 72"W x 36"D
• Center drawer
Right Return: 48"W x 22½"D
List: \$3,749.00

L GROUP - RIGHT (66" W)
SKU: 9WS4
Left Desk: 66"W x 30"D
• Center drawer
Right Return: 48"W x 22½"D
List: \$3,629.00



U GROUP - LEFT
SKU: 9WS5
Right Desk: 72"W x 36"D
• Center drawer
Left Credenza: 72"W x 22½"D
Bridge: 48"W x 24"D
List: \$4,849.00

U GROUP - RIGHT
SKU: 9WS6
Left Desk: 72"W x 36"D
• Center drawer
Right Credenza: 72"W x 22½"D
Bridge: 48"W x 24"D
List: \$4,849.00



1-3/4" THICK TOPS!

CONFERENCE

*TIMELESS FOUNDATION
FOR TODAY'S
SOPHISTICATED WORK
PLACE!*

**6' RECTANGULAR CONFERENCE
TABLE W/PANEL BASE**
SKU: 992
72"W x 42"D x 29"H
List: \$1,599.00

**10' RECTANGULAR CONFERENCE
TABLE W/PANEL BASE**
SKU: 996
• Two piece top
120"W x 48"D x 29"H
List: \$2,539.00

**8' RECTANGULAR CONFERENCE
TABLE W/PANEL BASE**
SKU: 910
96"W x 42"D x 29"H
List: \$1,879.00

**12' RECTANGULAR CONFERENCE
TABLE W/PANEL BASE**
SKU: 998
• Two piece top
144"W x 48"D x 29"H
List: \$2,639.00

**48" ROUND CONFERENCE
TABLE W/QUEEN ANNE BASE**
SKU: 984
48"Dia x 29"H
List: \$1,069.00

Canvas COLLECTION

SKU: **SO**CANVAS6610
(TFL) Total List: \$14,841.00
(HPL) Total List: \$15,789.00
*Excludes Seating, Tack Board/
Workwall & Accessories.*

Always stylish, comfortable and effortlessly adaptable, Canvas enlivens corporate environments with refined aesthetics born from an appealing mix of materials, finishes and components. With an enhanced selection of multidimensional components, the creation of an ultra-functional workspace is limited only by your imagination.

SO = SPECIAL ORDER




the IFMA sustainability standard



SKU: **SO**CANVAS6615
(TFL) Total List: \$5,076.00
(HPL) Total List: \$5,731.00
Excludes Seating & Accessories.

LAMINATE OPTIONS - TFL OR HPL TOPS



WH Designer White



SM Sugar Maple



OK New Age Oak




MTM Mountain Maple



TK Studio Teak



GC Golden Cherry



ZB Zanzibar



WC Williamsburg Cherry



CF Cherry Finish



JM Jewel Mahogany



CO Columbian Walnut



XU Xanadu



EF Espresso Finish



AS Asian Night



BL Black

ITEMS ON THIS PAGE ARE SPECIAL ORDER!
**PLEASE CONTACT YOUR LOCAL SALES
REPRESENTATIVE FOR DETAILS!**

EDGE OPTIONS



F - Double Kerf



G - Duo



X - Flute



Y - Square

**CHOOSE FROM
4 EDGE OPTIONS**

PULL OPTIONS



AAC Aluminum Arc



ABU Aluminum Buckle



AEL Aluminum Elite



AFC Aluminum Focus



AQD Aluminum Quadra



ABM Aluminum Beam

Please Note:
*All pulls pictured are also available
in black finish.*

Phoenix COLLECTION

Phoenix's clean, transitional styling is at ease in both contemporary and traditional settings. It is a perfect choice for value minded companies who want a sophisticated, yet uncomplicated, furniture solution. A molded base profile and overhanging worksurface infuse Phoenix with an engaging blend of classic and contemporary detailing. The bow top worksurface imparts elegance, while warm, richly grained woods add distinction without compromising the budget.



the BIFMA sustainability standard

SKU: SOPHOENIX3
(Laminate) Total List: \$10,602.00
(Wood) Total List: \$11,114.00
Excludes Seating, Tack Board & Accessories.

SKU: SOPHOENIX2
(Laminate) Total List: \$9,489.00
(Wood) Total List: \$10,214.00
Excludes Seating, Tack Board & Accessories.



SKU: SOPHOENIX1
(Laminate) Total List: \$8,896.00
(Wood) Total List: \$9,385.00
Excludes Seating & Accessories.



FINISH OPTIONS



AW Artisan Walnut **CO** Columbian Walnut **HW** Harvest Walnut **LW** Legacy Walnut **MW** Mahogany on Walnut



PW Presidential Walnut **EW** Espresso Walnut

RED Color indicators - Available in High Pressure Laminate Tops.

ITEMS ON THIS PAGE ARE SPECIAL ORDER!
PLEASE CONTACT YOUR LOCAL
SALES REPRESENTATIVE FOR DETAILS!


PULL OPTIONS



AAC Aluminum Arc **AFC** Aluminum Focus **AOR** Aluminum Orbit **ABU** Aluminum Buckle



BAC Black Arc **BFC** Black Focus **BOR** Black Orbit **BBU** Black Buckle



SKU: SOPHOENIX4
(Laminate) Total List: \$6,535.00
(Wood) Total List: \$7,014.00
Excludes Seating & Accessories.



← **ALL PHOENIX TOPS COME**
STANDARD WITH TRANSITIONAL
EDGE DETAIL!

SO = SPECIAL ORDER



↑ **SKU: SIENNA1**
TOTAL LIST: \$6,831.00

Includes: OX9170(2), OX9180(2), OX9WDS80(2), OX9DRW80(2), OX9MP01(2), OX956(3), OX9WD56(2)
Excludes Seating & Accessories.

Sienna *COLLECTION* by OfficeSource®



STANDARD DESK
(NO MODESTY)

SKU: OX903
60"W x 29½"D x 29½"H
List: \$619.00

SKU: OX902
66"W x 29½"D x 29½"H
List: \$639.00

SKU: OX901
71"W x 29½"D x 29½"H
List: \$669.00



Some items in this collection
come ready-to-assemble.



MODESTY PANEL
(+ 2 PIECE HANGING
BRACKETS)

SKU: OX9MP03
(FOR OX903)
38½"W x ¾"D x 14½"H
List: \$99.00

SKU: OX9MP02
(FOR OX902)
44½"W x ¾"D x 14½"H
List: \$115.00

**SKU: OX9MP01 (FOR
OX901, OX9170, OX9180)**
50¾"W x ¾"D x 14½"H
List: \$135.00

SKU: OX9MP04 ★
(FOR OX9160 & OX9150)
26¾"W x ¾"D x 14½"H
List: \$90.00



#OX9170

#OX9180

TABLE W/SINGLE LEG

SKU: OX9170
82¼"W x 35½"D x 29½"H
List: \$724.00

SKU: OX9160 ★
72"W x 35½"D x 29½"H
List: \$684.00

SKU: OX9150 ★
66"W x 29½"D x 29½"H
List: \$514.00

**63" OPEN SIDE
RETURN**

SKU: OX9180
63"W x 21¾"D x 25¾"H
List: \$595.00



DRAWERS & DOORS
AVAILABLE IN WHITE FINISH

#OX9170, OX9180,
OX9MP01, OX9WDS80

OPTIONAL SLIDING DOOR
(FOR OX9180)

SKU: OX9WDS80
14¾"W (1 Door) /
29½"W (2 Door) x ¾"D x 20½"H
List: \$185.00



#OX9170, OX9180, OX9WDS80,
OX9DRW80, OX9MP01

**OPTIONAL TWO
DRAWER CABINET**
(FOR OX9180)

SKU: OX9DRW80
30½"W x 19¾"D x 20½"H
List: \$545.00



#OX9170, OX9180,
OX9WDS80 (2), OX9MP01

**OPTIONAL MOBILE
PEDESTAL - BOX/FILE**

SKU: OX9007
16"W x 22½"D x 22½"H
List: \$571.00



#OX9007

#OX9007, #CUSH1623

TOP CUSHION

SKU: CUSH1623
(FOR OX9007)
List: \$143.00

FINISHES IN STOCK:



Espresso

Modern Walnut

Coastal Gray

White*
(Drawer & Door Fronts)



Gold Stars Indicate
Product New for 2019.

UPHOLSTERIES IN STOCK:



Celestial Blue

Lime Green

Dark Gray



↑ **SKU: SIENNA2**
TOTAL LIST: \$4,368.00
Includes: OX9170(2), OX9180(2), OX9WDS80(2), OX9DRW80(2), OX9MP01(2)
Excludes Seating & Accessories.



↑ **SKU: SIENNA3**
TOTAL LIST: \$2,531.00
Includes: OX903, OX956, OX9WD56, OX954(2), OX9WD54(2)
Excludes Seating & Accessories.



↑ **SKU: SIENNA4**
TOTAL LIST: \$1,229.00
Includes: OX9236
Excludes Seating & Accessories.

Sienna **COLLECTION** by OfficeSource®



BOOKCASE (NO DOORS)

SKU: OX956
 31½"W x 17¾"D x 65"H
 List: \$615.00

SKU: OX954
 31½"W x 17¾"D x 29½"H
 List: \$339.00

LAMINATE DOOR KITS (FOR BOOKCASES) - 2 DOORS

SKU: OX9WD56
 (FOR OX956)
 29½"W x ¾"D x 60"H
 List: \$309.00

SKU: OX9WD54
 (FOR OX954)
 31½"W x ¾"D x 24¾"H
 List: \$155.00


GLASS DOOR KITS (FOR BOOKCASES) - 2 DOORS W/BLACK FRAME

SKU: OX9GD56
 (FOR OX956)
 29½"W x ¾"D x 59"H
 List: \$689.00



Some items in this collection
 come ready-to-assemble.

FINISHES IN STOCK:



**94" BOAT SHAPE
 CONFERENCE TABLE
 (W/GROMMET)**
SKU: OX9236
 94½"W x 47¼"D x 29½"H
 List: \$1,229.00



**42" ROUND
 MEETING TABLE**
SKU: OX9127
 42"Dia x 29½"H
 List: \$619.00



**CREDENZA
 (W/BBF & SLIDING DOORS)**
SKU: OX9245
 47¼"W x 17¾"D x 29½"H
 List: \$898.00

Contemporary Value **SERIES**

Simply stylish. Clean contemporary lines crafted by Candex, known for its custom-made quality and durability.

CANDEX
CUSTOM CORP
05010



DOUBLE PEDESTAL DESK

- Box/file each pedestal, one side locking
- Full modesty (add \$30)

MODEL #	DIMEN.	LIST
2MMP200	60"W x 30"D	\$657.00
SO2MMP210	72"W x 36"D	\$858.00
SO2MMP212	66"W x 30"D	\$723.00
SO2MMP219	72"W x 30"D	\$792.00



SINGLE PEDESTAL DESK

- Locking box/file in pedestal (left or right)
- Includes grommet
- Full modesty (add \$30)

MODEL #	DIMEN.	LIST
SO2MMP240	48"W x 24"D	\$450.00
SO2MMP206	60"W x 30"D	\$549.00
SO2MMP207	66"W x 30"D	\$591.00
SO2MMP245	48"W x 30"D	\$516.00
SO2MMP238	72"W x 30"D	\$684.00
SO2MMP208	72"W x 36"D	\$738.00



RETURN

- Box/file in pedestal (left or right)
- Includes grommet
- Full modesty (add \$30)
- For 48"W (add \$30)

MODEL #	DIMEN.	LIST
SO2MMP3201	42"W x 20"D	\$411.00
SO2MMP3202	42"W x 24"D	\$450.00



HUTCH W/NO DOORS - 32"H

- Solid back, f4s
- Full width wire management included
- Double sided tape included
- For set of 4 doors (add \$201)

MODEL #	DIMEN.	LIST
SO2MMP5045	48"W x 15"D	\$297.00
SO2MMP5060	60"W x 15"D	\$369.00
SO2MMP5066	66"W x 15"D	\$405.00
SO2MMP5072	72"W x 15"D	\$447.00



DOUBLE PEDESTAL CREDENZA

- Box/file each pedestal, one side locking
- Full modesty (add \$30)

MODEL #	DIMEN.	LIST
SO2MMP201	60"W x 20"D	\$648.00
SO2MMP222	66"W x 20"D	\$666.00
SO2MMP211	72"W x 20"D	\$780.00



L SHAPE DESK

- Box/file each pedestal, one side locking
- Full modesty (add \$60)
- For 48"W return (add \$30)

MODEL #	DIMEN.	LIST
SO2MMP203	60"W x 30"D (Desk) 42"W x 20"D (Return)	\$960.00
SO2MMP204	66"W x 30"D (Desk) 42"W x 24"D (Return)	\$1,041.00



BRIDGE & MODESTY

- Includes 1" modesty, grain up & down
- For 48"W (add \$30)

MODEL #	DIMEN.	LIST
SO2MMP50034	42"W x 20"D	\$222.00
SO2MMP50054	42"W x 24"D	\$258.00



TWO DRAWER LATERAL

- Includes lock
- 200 lb capacity ball bearing sides

MODEL #	DIMEN.	LIST
SO2MMP551	30"W x 20"D	\$615.00
SO2MMP550	36"W x 20"D	\$681.00



SKU: **SO**CANDEX1
Total List: **\$1,362.00**

Includes: 2MMP207, 2MMP50034, 2MMP217. Excludes Seating



2MM Edges!

SKU: **SO**CANDEX2
Total List: **\$1,674.00**

Includes: 2MMP200, 2MMP5060, 2MMP201.

BOOKCASES ALL 1" (Black Masonite Backs)


- Decorative bracket construction
- Adjustable glides included
- Common dimensions: 32"W x 12"D

MODEL #	DIMEN.	LIST
SO2MMP29B11	2 Shelf - 29"H	\$201.00
SO2MMP48B11	3 Shelf - 48"H	\$291.00
SO2MMP61B11	4 Shelf - 61"H	\$339.00
SO2MMP72B11	5 Shelf - 72"H	\$393.00

Pictured w/Solid Backs (SB)
For Solid Backs add 30%



FINISHES IN STOCK:



Mahogany
370

Rum Cherry
336

ADDITIONAL FINISHES AVAILABLE:



Hard Rock Maple
SO140

Honey Maple
SO421

White
SO411

Black
SO405

Gray
SO548

FULLY ASSEMBLED

SO = **SPECIAL ORDER**

**3MM1 EDGE ITEMS ON THIS PAGE AVAILABLE
IN 30 COLORS (Including 2-Tone and Edge Treatment)**

**POWER of
CHOICE**

SO = SPECIAL ORDER

VERTICAL FILES WITH LOCK - ALL 1" MATERIAL - LETTER OR LEGAL

MODEL #	DESCRIPTION	DIMENSION	2MMP LIST	3MM1 LIST
SO518	2-Drawer Letter w/Lock	16 $\frac{3}{8}$ "W x 24"D x 29"H	\$522.00	\$567.00
SO521	3-Drawer Letter w/Lock	16 $\frac{3}{8}$ "W x 24"D x 43 $\frac{1}{2}$ "H	\$795.00	\$855.00
SO522	4-Drawer Letter w/Lock	16 $\frac{3}{8}$ "W x 24"D x 56"H	\$1,008.00	\$1,128.00
SO519	2-Drawer Legal w/Lock	19 $\frac{3}{8}$ "W x 24"D x 29"H	\$711.00	\$792.00
SO524	3-Drawer Legal w/Lock	19 $\frac{3}{8}$ "W x 24"D x 43 $\frac{1}{2}$ "H	\$1,020.00	\$1,134.00
SO525	4-Drawer Legal w/Lock	19 $\frac{3}{8}$ "W x 24"D x 56"H	\$1,329.00	\$1,479.00



**ITEMS
ON THIS
PAGE
ARE
SPECIAL
ORDER!**



CREATE & DESIGN

LATERAL FILES/CREDENZAS/STORAGE

**** ALL 1" THICK UNITS COME WITH ADJUSTABLE GLIDES**

*** ALL TALL STORAGE UNITS COME WITH BLACK MASONITE BACKS
FOR MATCHING BACK 5/8" THICK....ADD \$180**

2 DRAWER LATERAL/STORAGE W/LOCKS - 29"H

MODEL #	DIMEN.	2MMP LIST	3MM1 LIST
SO250	72"W x 20"D	\$1,263.00	\$1,533.00
SO263	72"W x 24"D	\$1,386.00	\$1,656.00



4 DRAWER LATERAL - 29"H

MODEL #	DIMEN.	2MMP LIST	3MM1 LIST
SO25050	72"W x 20"D	\$1,392.00	\$1,662.00
SO25053	72"W x 24"D	\$1,542.00	\$1,758.00



4 DOOR STORAGE W/LOCKS - 29"H

MODEL #	DIMEN.	2MMP LIST	3MM1 LIST
SO255	72"W x 20"D	\$1,113.00	\$1,464.00
SO244	72"W x 24"D	\$1,248.00	\$1,521.00



STORAGE CREDENZA B/F/F-DOOR-B/B/FL - 29"H

MODEL #	DIMEN.	2MMP LIST	3MM1 LIST
SO298	72"W x 20"D	\$1,323.00	\$1,707.00
SO29824	72"W x 24"D	\$1,440.00	\$1,866.00



**4 DWR/4 DOOR BUFFET HEIGHT CREDENZA
W/LOCKS - 36"H**

MODEL #	DIMEN.	2MMP LIST	3MM1 LIST
SO397	72"W x 20"D	\$1,854.00	\$2,262.00
SO398	72"W x 24"D	\$2,034.00	\$2,502.00



LOCKER - 4 DOOR

- All 1" material w/adjustable glides
- Individual locks w/handle for each door
- Solid back

MODEL #	DIMEN.	LIST
SO3MM1533	16"W x 20"D x 70"H	\$1,188.00

SORTER/STORAGE

MODEL #	DIMEN.	LIST
SORTER		
SO3MM1538	36"W x 12"D x 36"H	\$1,470.00
2- DOOR STORAGE		
SO3MM1555	36"W x 20"D x 29"H	\$774.00



***WARDROBE - STORAGE - F/FL - 25"W
(1" MATERIAL)****

MODEL #	DIMEN.	2MMP LIST	3MM1 LIST
SO5866	20"D x 65"H	\$1,446.00	\$1,590.00
SO5867	24"D x 65"H	\$1,551.00	\$1,695.00
SO5868	20"D x 72"H	\$1,515.00	\$1,659.00
SO5869	24"D x 72"H	\$1,623.00	\$1,767.00

***2 DOOR STORAGE W/LOCKS - 72"H
(1" MATERIAL) ****

- 3 Adjustable shelves & 1 fixed shelf w/locks

MODEL #	DIMEN.	2MMP LIST	3MM1 LIST
SO5832	36"W x 20"D	\$1,081.00	\$1,227.00
SO583224	36"W x 24"D	\$1,191.00	\$1,335.00

***2 DRAWER LATERAL, 2 DOOR STORAGE
W/LOCKS - 72"H
(1" MATERIAL) ****

- 2 Adjustable shelves & 1 fixed shelf

MODEL #	DIMEN.	2MMP LIST	3MM1 LIST
SO5830	36"W x 20"D	\$1,566.00	\$1,713.00
SO583024	36"W x 24"D	\$1,680.00	\$1,821.00



2MMP - Available in 7 COLORS (See Page 12)

3MM1 - Available in 30 COLORS (See Page 15)



CALL YOUR LOCAL SALES REPRESENTATIVE FOR DETAILS!

4 Person **WORKSTATION** with 5 Position Modesty On Metal Legs

CANDEX
CUSTOM CORP.
05010



This Modesty Available in 30 Colors

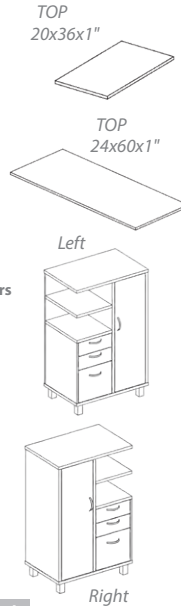
SO = SPECIAL ORDER

★ Gold Stars Indicate Product New for 2019.

★ **NEW!**



Overall dimensions is 90"



5 POSITION MODESTY on METAL LEGS

Metal Legs Offered In Gray, Black, or HG White with **30 Modesty Colors**

#PL9 List: \$360.00
Full Modesty

#PL9 List: \$360.00
¼ Modesty / Bottom

#PL9 List: \$360.00
¼ Modesty / Top

#PL9 List: \$360.00
½ Modesty / Middle

#PL9 List: \$360.00
½ Modesty / Top

★ **SKU: SONY3M517**
Total List: \$1,485.00
Includes:
TOP24X60X1, TOP20X36X1

1 PERSON WORKSTATION

→ **SKU: SOCANDEX6** ★
Total List: \$2,520.00

Includes:
TOP24X60X1, TOP20X36X1,
(2) PL9, NY3M517
Excludes Seating

Conference **TABLES** Any size, any shape, any profile, any thickness & any base

16' TABLE TOP!



★ **NEW!**

↑ **SKU: SOCANDEX7** ★
Total List: \$4,814.00

Includes:
4' x 16' x 2" Top, (2) PB1, (3) CL4,
Excludes Seating

See Page 13 for Price!

4 TABLE BASES



SO = SPECIAL ORDER

5 PROFILES, 3 THICKNESSES



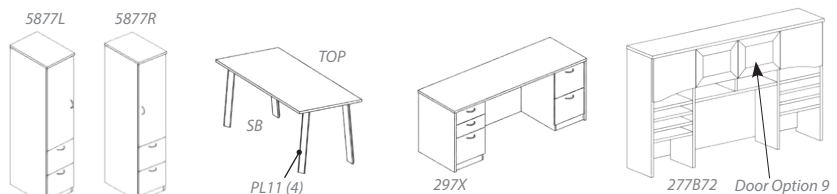
Modern **EXECUTIVE OFFICE**



★ **NEW!**

REAL WOODEN LEGS!

MODEL #	DESCRIPTION	DIMENSIONS	LIST PRICE
SO5877L ★	Storage/File/File (Left)	24"W x 16 3/8"D x 72"H	\$1,491.00
SO5877R ★	Storage/File/File (Right)	24"W x 16 3/8"D x 72"H	\$1,491.00
SO297X ★	Double Pedestal Desk	24"W x 72"D x 72"H	\$1,500.00
SO277B72 ★	Storage Hutch	15"W x 72"D x 43"H	\$1,761.00
SO TOP3672 ★	Desk Top	36"W x 72"D x 1"H	\$378.00
SOPL11 ★	(4) Leg Supports		\$390.00 ea.
SOSB ★	48" Support Bar		\$99.00
SOCANDEX8 ★	Complete Office		Total List: \$8,280.00



AVAILABLE IN 30 COLORS INCLUDING 2-TONE & EDGE TREATMENT →
(See Page 15 For Colors)

Reception *DESK*

Custom Sizes - 30 Colors!

CANDEX
CUSTOM CORP.
05010



Custom Upholstery
Available Providing Comfortable
WHEELCHAIR Access!







<u>MODEL #</u>	<u>DESCRIPTION</u>	<u>DIMENSION</u>	<u>LIST PRICE</u>
SO3MM1676	Reception Desk - B/B/FL (L or R)	84"W x 30"D x 42"H	\$2,400.00
SO3MM1679	Reception Desk - B/B/FL (L or R) with Insert Cubbies	72"W x 30"D x 42"H	\$2,997.00
SO6003190	Single Pedestal Reception Return - B/B/F	48"W x 24"D x 42"H	\$1,074.00


SO = SPECIAL ORDER

8 Person *WORKSTATION*

(4) 24 x 96 Tops & (2) Center Wire Channels 6 x 96 x 6

MODEL #	DESCRIPTION	LIST PRICE
SO3MM1TOP9624	Top -- 96"W x 24"D x 1"H	\$336.00
SO3MM1506	Open Tray Mobile Ped -- 15½"W x 20"D x 27"H	\$513.00
SOOPTIONPL7U	"U" - Leg -- 2½"	\$450.00
SOOPTIONCH	Channel & Lid to Conceal Wires 96"W x 10"D x 8"H	\$570.00
SOOPTIONPG	Bow Top Plexi Glass 48"W x 12/16"H	\$288.00
SOOPTIONCNCPPG	For Bow Top Plexi Glass	\$120.00
SOOPTIONGS	Glass Supports (24 x 2)	\$24.00
SOOPTIONPB1	Power Bar 2 Outlets / 2-USB / 1-Phone Jack	\$360.00
SOOPTIONCNCPB1	For Power Bar	\$120.00

➔ **SKU: SOCANDEX5**
Total List: \$14,592.00
Includes: 3MM1TOP9624 (4), 3MM1506 (8), OPTIONPL7U (10),
OPTIONCNCPB1 (2), OPTIONGS (8), OPTIONPB1 (4),
OPTIONPG (4), OPTIONCNCPPG (4), OPTIONCH (2)



SO = SPECIAL ORDER

CANDEX 3MM1 FINISHES - AVAILABLE BY SPECIAL ORDER

All are available in all of our 30 COLORS including 2-TONE and EDGE TREATMENT at no extra charge!




500 SERIES METAL DESKS

STANDARD FEATURES

- Durable woodgrain laminate top
- Powder coat finish on metal base
- Aluminum drawer handles
- Chrome plated 1" square tubular steel legs with adjustable leg levelers
- Full extension locking file drawers accommodate hanging file folders
- Box drawers are equipped with dividers
- Center locking system for all drawers
- Center drawer with supply tray
- Minimal assembly, just attach legs

500 SERIES FINISHES AVAILABLE:



DOUBLE PEDESTAL DESK

SKU: S6030

- Box/file drawer in each pedestal
- Full extension locking file drawers
- File drawers accommodate file folders, equipped with dividers
- Center drawer w/supply tray

60"W x 30"D x 29½"H

List: \$1,759.00

SINGLE RIGHT PEDESTAL DESK

SKU: S4524

- Box/file drawer in pedestal
- Full extension locking file drawer
- File drawers accommodate file folders, equipped with dividers
- Center drawer w/supply tray

45"W x 24"D x 29½"H

List: \$1,169.00

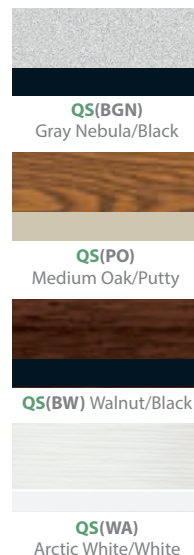
MANUFACTURER 5 YEAR WARRANTY!

600 SERIES METAL TEACHER'S DESKS

STANDARD FEATURES

- Laminated wood top surface with rounded corners and vinyl covered edges for comfort and safety
- Desk top features a 6" rear overhang for easy student conferencing
- Two grommets for easy cable and wire management
- Central locking system locks all drawers
- Full width center drawer
- Ball bearing slides

600 SERIES FINISHES AVAILABLE:



TEACHER'S DESK, DOUBLE PEDESTAL

SKU: QSDQ6030

- Box/file drawer in each pedestal
- Full extension locking file drawers
- File drawers accommodate file folders, equipped with dividers
- Center drawer w/supply tray

60"W x 30"D x 29½"H

List: \$1,899.00


TEACHER'S DESK, SINGLE PEDESTAL

SKU: QSSQ4830

- Box/file drawer in pedestal
- Full extension locking file drawers
- File drawer accommodate file folders, equipped with dividers
- Center drawer w/supply tray

48"W x 30"D x 29½"H

List: \$1,419.00



500 Series Only
Legs Need to be Attached.

QS = QUICKSHIP

700 Series METAL DESKS

STANDARD FEATURES

- Laminated wood top surface with rounded corners and vinyl covered edges for comfort and safety
- Desk top features a 6" rear overhang for easy student conferencing
- Two grommets for easy cable and wire management
- Center locking system for all drawers

DOUBLE 3/4 PEDESTAL DESK

SKU: **QSDP706030**

- Box/file drawer in each pedestal
- Full extension locking file drawer
- File drawers accommodate file folders, equipped w/dividers
- Center drawer w/supply tray

60"W x 30"D x 30"H

List: \$2,079.00

SINGLE 3/4 PEDESTAL DESK







SKU: **QSSP704830**

- Same as DP706030
- Pedestal on right
- Box/file drawer in pedestal

48"W x 30"D x 30"H

List: \$1,629.00

700 SERIES - FINISHES AVAILABLE:

		
QS(BGN) Gray Nebula/Black	QS(PO) Medium Oak/Putty	QS(BM) Maple/Black
		
QS(BO) Medium Oak/Black	QS(WA) Arctic White/White	QS(CM) Mahogany/Charcoal



#DP706030 in Medium Oak/Putty

Central locking system
locks all drawers



Smooth Rounded
Corner Tops

QS = QUICKSHIP



#SP704830 in Arctic White/White



#210TE in Light Oak/Black

Laminate Pedestals

★ **NEW!**

CANDEX
CUSTOM CORP.
05010

Teacher's METAL LEG DESKS

STANDARD FEATURES

- All laminated wood desk tops with black metal legs. Tops feature rounded corner edges for comfort and safety
- Desk top features a 6" rear overhang for easy student conferencing

TEACHER'S DOUBLE 3/4 PEDESTAL DESK

SKU: **QS210TE** ★

- Box/box/box drawer in left pedestal & box/file drawer in right pedestal w/locks

72"W x 30"D x 29"H

List: \$1,128.00

TEACHER'S DOUBLE 3/4 PEDESTAL DESK

SKU: **QS200TE** ★

- Box/box/box drawer in left pedestal & box/file drawer in right pedestal w/locks

60"W x 30"D x 29"H

List: \$1,062.00

TEACHER'S SINGLE 3/4 PEDESTAL DESK

SKU: **QS245TERC** ★

- Box/file drawer in right pedestal w/locks

48"W x 30"D x 29"H

List: \$828.00

TEACHER'S SINGLE 3/4 PEDESTAL DESK

SKU: **QS240TERC** ★

- Box/file drawer in right pedestal w/locks

43"W x 24"D x 29"H

List: \$696.00




#245TERC in Gray Granite/Black

Laminate Pedestals

TEACHER'S DESKS FINISHES AVAILABLE:



QS(230) Light Oak
(405) Black



QS(891) Gray Granite
(405) Black

QS = QUICKSHIP

★ Gold Stars Indicate
Product New for 2019.

**30 DESK TOP FINISHES AVAILABLE BY SPECIAL ORDER!
(SEE PAGE 15 FOR SELECTION)**



Vortex **COLLECTION RECEPTION** - TRANSLUCENT POLYCARBONATE

NEW!
FINISH
ASH GRAY



TRANSLUCENT POLYCARBONATE PANEL
Allows light into desk area.



STANDARD FEATURES

- Interchangeable with curved reception translucent polycarbonate panel
- Thermofused laminate finished with self edge
- Wire management cutouts in interior desk
- Powder coated painted steel frame
- Silver frame standard
- No tools required for assembly

RECEPTION STATION - SINGLE PANEL MAIN

SKU: 55310

72"W x 32"D x 45½"H
Top Counter: 13"Dia
Interior Desk: 19¾"Dia
List \$1,948.00

ADDITIONAL RECEPTION - SINGLE PANEL ADD-ON

SKU: 55315

67"W x 32"D x 45½"H
Top Counter: 13"Dia
Interior Desk: 19½"Dia
List \$1,799.00

MOBILE PEDESTAL - BOX/FILE

SKU: 55106

19¾"W x 19¾"D x 23"H
List \$499.00



ADA RECEPTION STATION FRAME

SKU: 55490 ★

63"W x 26"D x 33"H
List \$1,499.00




VORTEX - FINISHES/FRAMES IN STOCK:



Ash Gray
w/Silver Frame ★



Walnut
w/Silver Frame



White
w/Silver Frame

★ Gold Stars Indicate
Product New for 2019.



Vortex **COLLECTION RECEPTION** - ALL LAMINATE



#55290
Inside



#55290
Main

ALL LAMINATE
Allows complete privacy
on desk surfaces.



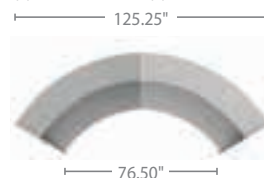
#55295
Add-On

STANDARD FEATURES

- Interchangeable with curved reception translucent polycarbonate panel
- Thermofused laminate finished with self edge
- Wire management cutouts in interior desk
- Powder coated painted steel frame
- Silver frame standard
- No tools required for assembly


2 UNIT RECEPTION

(1) 55290 "MAIN" x (1) 55295 "ADD-ON"
or (1) 55310 "MAIN" x (1) 55315 "ADD-ON"




3 UNIT RECEPTION

(1) 55290 "MAIN" x (2) 55295 "ADD-ON"
or (1) 55310 "MAIN" x (2) 55315 "ADD-ON"




4 UNIT RECEPTION

(1) 55290 "MAIN" x (3) 55295 "ADD-ON"
or (1) 55310 "MAIN" x (3) 55315 "ADD-ON"



5 UNIT RECEPTION

(1) 55290 "MAIN" x (4) 55295 "ADD-ON"
or (1) 55310 "MAIN" x (4) 55315 "ADD-ON"



RECEPTION STATION - SINGLE PANEL MAIN SKU: 55290

72"W x 32"D x 45½"H
Top Counter: 13"Dia
Interior Desk: 19¾"Dia
List \$1,768.00

ADDITIONAL RECEPTION - SINGLE PANEL ADD-ON SKU: 55295



67"W x 32"D x 45½"H
Top Counter: 13"Dia
Interior Desk: 19½"Dia
List \$1,608.00

MOBILE PEDESTAL - BOX/FILE SKU: 55106


19¾"W x 19¾"D x 23"H
List \$499.00




VORTEX - FINISHES/FRAMES IN STOCK:



CREATE OFFICE SPACES TO MATCH YOUR CULTURE!



STANDARD FEATURES



3 Mil PVC Tough Edge
on all exposed edges



Metal-to-Metal Cam-Lock Connections
for increased durability



Core Removable Locks, Grommets & Leveling Glides included



Top Quality Steel Ball Bearing Drawer Glides
for ease in operation



Space Planning - Collection
can be specified by your furniture professional.

CHOICE OF EIGHT FINISHES W/STANDARD PULLS IN STOCK



Cherry
w/Black Pulls



Mahogany
w/Black Pulls



Honey
w/Black Pulls



Maple
w/Black Pulls



Espresso
w/Silver Pulls



Modern Walnut
w/Silver Pulls



Coastal Gray
w/Silver Pulls



White
w/Silver Pulls



Please Note: Pedestals & Seating sold separately.

→ DESK OPTIONS



DESK SHELL - 29"H

PL104	47"W x 24"D x 29"H	\$329.00
PL121	47"W x 30"D x 29"H	\$349.00
PL103	60"W x 30"D x 29"H	\$359.00
PL102	66"W x 30"D x 29"H	\$389.00
PL105	71"W x 30"D x 29"H	\$479.00
PL101	71"W x 36"D x 29"H	\$489.00



DESK SHELL - 41"H

PLT4160	60"W x 30"D x 41"H	\$783.00
PLT4166	66"W x 30"D x 41"H	\$813.00
PLT4172	72"W x 30"D x 41"H	\$823.00



BOW FRONT DESK SHELL

PL187	66"W x 30/35½"D x 29"H	\$619.00
PL189	71"W x 36/41"D x 29"H	\$619.00




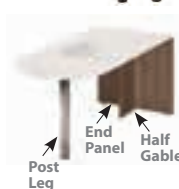
STRAIGHT FRONT DESK W/CORNER EXTENSION

PL178R (Right)	71"W x 30/42"D x 29"H	\$769.00
PL178L (Left)	71"W x 30/42"D x 29"H	\$769.00



BOW FRONT DESK SHELL W/CORNER EXTENSION

PL177R (Right)	71"W x 30/36/42/48"D	\$769.00
PL177L (Left)	71"W x 30/36/42/48"D	\$769.00



Q TOP - (TOP ONLY)

PLT106T★	72"W x 30/36"D x 1"H	\$379.00
----------	----------------------	----------

BULLET TOPS - (TOP ONLY)

PLT131T★	66"W x 30"D x 1"H	\$309.00
PLT147T★	72"W x 36"D x 1"H	\$379.00

*Tops Only. Must order Leg & End Panel.

POST LEGS - (FOR Q & BULLET TOPS)

MS720BLK	Post Leg (Black)	\$145.00
MS720SI	Post Leg (Silver)	\$165.00

END PANEL LEG - (FOR Q & BULLET TOPS)

PLTEP30★	30"W (For PL106 & PL131T)	\$170.00
PLTEP36★	36"W (For PL147T)	\$200.00

HALF GABLE - (SUPPORTS END PANEL LEG)

PL142	12¾"W x 1"D x 28"H	\$69.00
-------	--------------------	---------

MODESTY PANELS - (FOR Q & BULLET TOPS)

PL4706FMP★	(For PLT147T & PLT106T)	\$180.00
PL31FMP★	(For PLT131T)	\$160.00

BULLET W/CORNER EXTENSION

PL133LA*	71"W x 30/42"D x 29"H	\$719.00
PL133RA*	71"W x 30/42"D x 29"H	\$719.00

*Top & Modesty Only. Must order MS725E leg.

POST LEGS - (FOR *Q & BULLET TOPS + BULLET W/CORNER)

MS725EBLK	Post Leg (Black)	\$145.00
MS725ESI	Post Leg (Silver)	\$165.00

*When Using Full Modesty Panel (PL4706FMP & PL31FMP)

VERTEX LEGS - (FOR Q & BULLET TOPS)

PLTWMLSI	Vertex Leg (Silver)	\$205.00
PLTWMLWH	Vertex Leg (White)	\$205.00
PLTWMLBLK	Vertex Leg (NEW! Black)	\$205.00


REVERSIBLE RETURN

PL194	24"W x 24"D x 29"H	\$225.00
PL179	30"W x 24"D x 29"H	\$235.00
PL198	35"W x 20"D x 29"H	\$245.00
PL192	35"W x 24"D x 29"H	\$245.00
PL146	42"W x 20"D x 29"H	\$319.00
PL196	42"W x 24"D x 29"H	\$319.00
PL145	47"W x 24"D x 29"H	\$329.00


BRIDGE

PL195	24"W x 24"D x 29"H	\$205.00
PL188	30"W x 24"D x 29"H	\$215.00
PL193	35"W x 24"D x 29"H	\$225.00
PL197	42"W x 24"D x 29"H	\$235.00
PL170	47"W x 24"D x 29"H	\$269.00

OPTIONAL GROMMETS



BLACK GROMMET
SKU: PLSQGRMBLK
List: \$36.00 ea.



SILVER GROMMET
SKU: PLSQGRMSI
List: \$36.00 ea.

→ CREDENZAS, RETURNS & BRIDGES



CREDENZA SHELL

PL129	60"W x 24"D x 29"H	\$359.00
PL111	66"W x 24"D x 29"H	\$369.00
PL143	71"W x 24"D x 29"H	\$389.00



CREDENZA W/CORNER EXTENSION

PL181L (Left)	66"W x 24/36"D x 29"H	\$555.00
PL181R (Right)	66"W x 24/36"D x 29"H	\$555.00
PL182L (Left)	71"W x 24/36"D x 29"H	\$565.00
PL182R (Right)	71"W x 24/36"D x 29"H	\$565.00



HALF GABLE - (OPTION FOR CREDENZA SHELL)

PL142*	12¾"W x 1"D x 28"H	\$69.00
--------	--------------------	---------

*PL142 replaces the full gable so the credenza shell can be used in return application.

Top thickness: (PL) 1" Thick. Measurements are approximate as they are rounded up to the next full inch.



Gold Stars Indicate
Product New for 2019.

OS LAMINATE - FINISHES IN STOCK:



Cherry



Espresso



Mahogany



Honey




Maple



Modern Walnut



Coastal Gray



White*
(Selected SKUs)



DESIGN YOUR OWN WITH OfficeSource®



Some items in this collection come ready-to-assemble.

OS LAMINATE - STEP FRONT COMPONENTS

→ DESK TOP OPTIONS & FALSE PEDESTALS



Desk Top w/Modesty Panel



Bow Top w/Modesty Panel



Porkchop Top w/Modesty Panel



False Pedestal



False Pedestal

DESK TOP W/MODESTY PANEL LIST PRICE

PL401* 71"W x 36"D \$409.00

PL402* 66"W x 30"D \$359.00

BOW TOP W/MODESTY PANEL

PL489* 71"W x 36/41"D \$499.00

PORKCHOP TOP W/MODESTY PANEL

PL477L* 71"W x 30/36/42/48"D \$619.00

PL477R* 71"W x 30/36/42/48"D \$619.00

***Please Note:** Step Front Desk Tops require False Pedestals for support.

FALSE PEDESTALS

LIST PRICE

PL46830** 15¾"W x 29½"D x 28½"H \$299.00

(For use with PL402, PL477)

PL46836** 15¾"W x 35½"D x 28½"H \$309.00

(For use with PL401, PL489)

PL46842** 15¾"W x 41½"D x 28½"H \$349.00

(For use with PL477)

****Please Note:** False Pedestals required under PL401, PL402, PL489, PL447L & PL477R.

→ DRAWER PEDESTALS & OPTIONS



#PL166



#PL175



#PL71SGM



#PL71SGM

FULL PEDESTALS

(Box/Box/File)

PL166 15½"W x 22"D x 28½"H \$459.00

(File/File)

PL175 15½"W x 22"D x 28½"H \$469.00

OPTIONAL LOCK CORE KIT

PLLOCKCOREKIT

\$35.00 ea.

GLASS MODESTY PANEL

PL71SGM 40"W x 28"H

(For use with PL401, PL477, PL489)

LIST PRICE

\$499.00

All work surfaces are 29½"H. Top thickness: (PL) 1" Thick. Measurements are approximate as they are rounded up to the next full inch.

***** (SELECTED SKUS) NOT AVAILABLE IN WHITE:**

PL401, PL402, PL489, PL477L/R, PL46830, PL46836 & PL46842.

OS LAMINATE - FINISHES IN STOCK:



Cherry



Espresso



Mahogany



Honey




Maple



Modern Walnut



Coastal Gray



White***
(Selected SKUs)

DESIGN YOUR OWN WITH OfficeSource®



OS LAMINATE COLLECTION

Enjoy lasting durability with heavy duty laminate and DuraEdge detailing on all work surfaces. Create a stylish, modern office that works for everyone.



Ready to Assemble

Some items in this collection come ready-to-assemble.

OS LAMINATE - ENCORE COMPONENTS

→ DESK TOP OPTIONS



CRESCENT TABLE TOP
PLTCRS71 71"W x 36"D **LIST PRICE** \$439.00
Please Note: Must order (4) legs.




VECTOR TABLE TOP
PLTVEC66L (Left) 66"W x 42"D \$505.00
PLTVEC66R (Right) 66"W x 42"D \$505.00
Please Note: Must order (2) legs. Other side mounts to a work surface.



ARC TABLE W/MODESTY PANEL
PLTARC71L (Left) 71"W x 48"D \$968.00
PLTARC71R (Right) 71"W x 48"D \$968.00
Please Note: Must order (2) legs. Mounts to a return.

→ ACRYLIC MODESTY PANELS & POST LEGS



ACRYLIC MODESTY PANEL
PLTAP1548S 48"W x 15"H **LIST PRICE** \$215.00
Please Note: For Crescent or Vector Tops Only. Must order brackets.

BRACKETS - (FOR ACRYLIC MODESTY PANEL)
PLTSDTMSI (Pair) \$57.00



POST LEG
PLTLEGPBLK (Black) 2½"Dia \$100.00 ea.
PLTLEGPSI (Silver) 2½"Dia \$100.00 ea.

Finishes In Stock: Cherry, Mahogany, Honey, Maple, Espresso, Modern Walnut, Coastal Gray & White*

STORAGE OPTIONS!

DESIGN YOUR OWN WITH OfficeSource®



Combine:
1 (PL112) Lateral File +
1 (PL152) Storage Cabinet +
1 (PL152SGD) Door Kit to create
a modern storage unit

Combine:
1 (PL156) Bookcase +
1 (PLBCDK) Door Kit to
creating a combo storage
option



Combine:
1 (PL112) Lateral File +
1 (CUSH2136) Top Cushion to create
a storage/extra seat option



Storage On Wheels
We carry several Mobile Storage
Pedestal options. Add a Top
Cushion for extra seating

TOP CUSHION UPHOLSTERIES OPTIONS: (CUSH2136 + CUSH1623)



**Extra Storage for Office
or Conference Room** ★
New! Buffet Credenza with 2 locking
doors and a small drawer



CHOICE OF EIGHT FINISHES W/STANDARD PULLS IN STOCK:



Combine:
1 (PL166 or PL175) Full Pedestal +
1 (PL1052 or PL1053) Cabinet
to create vertical storage unit

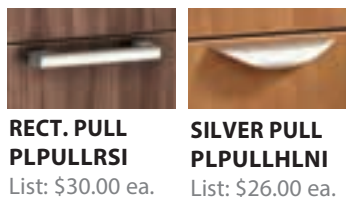


Combine:
1 (PL166 or PL175) Full
Pedestal + 1 (PL1066) ★
New! 2 Section Paper Tray



Attachable Paper Tray ★
(PL1066) **New!** 2 Section Paper
Tray can be attached to most
work surfaces

OPTIONAL DRAWER PULLS:



RECT. PULL
PLPULLRSI
List: \$30.00 ea.

SILVER PULL
PLPULLHLNI
List: \$26.00 ea.



**NEW! MODERN
METRO PULL**
PLPULLCYL ★
Silver, Graphite or Black
List: \$26.00 ea.

**NEW! MODERN
PULL**
PLPULLBAR ★
Silver, Graphite or Black
List: \$35.00 ea.

➔ **LATERALS**



COMBO LATERAL FILE LIST PRICE
PL114 (Box/Box/File w/1 Lateral)
31"W x 22"D x 29½"H \$925.00

TWO DRAWER LATERAL FILE
PL112 (w/Removable Top)
35½"W x 22"D x 29½"H \$819.00
PL110 (Top to create credenza)
71"W x 22"D x 1"H \$225.00
Sits on Top of (2) PL112, PL113,
PL1012, PL1013 or PL152.

TOP CUSHION
CUSH2136 \$269.00
(For PL112, PL113, PL1012 & PL1013)



THREE DRAWER LATERAL FILE
PL183
35½"W x 22"D x 42"H \$1,949.00

FOUR DRAWER LATERAL FILE
PL184
35½"W x 22"D x 54½"H \$2,369.00

TOP CUSHION UPHOLSTERIES
OPTIONS: (CUSH2136 + CUSH1623)



➔ **PEDESTALS**



MOBILE PEDESTALS LIST PRICE
PL148 (Box/Box/File)
16"W x 22"D x 28½"H \$619.00
PL149 (File/File)
16"W x 22"D x 28½"H \$649.00
PL1007 (Box/File)
16"W x 22½"D x 22½"H \$509.00

TOP CUSHION
CUSH1623 (For PL1007) \$143.00

CPU PEDESTAL - NO TOP
PL167* (Reversible Door)
12"W x 20"D x 28"H \$299.00



HANGING PEDESTAL - 3/4
PL107 (Box/File)
15½"W x 22"D x 19"H \$329.00
PL108 (Box/File)
15½"W x 19"D x 19"H \$329.00
(Use with PL146 & PL198)
DELUXE PEDESTAL - FULL
PL166 (Box/Box/File)
15½"W x 22"D x 28½"H \$459.00
PL175 (File/File)
15½"W x 22"D x 28½"H \$469.00
PL66T* (Top Panel For PL166/175)
16"W x 22"D x 1"H \$71.00

➔ **OPTIONAL CORES & KEYS**

Replace lock core on file drawers or storage cabinets, allowing all files to be keyed alike.



LOCK CORE KIT
SKU: PLLOCKCOREKIT
(Comes w/2 Keys) \$35.00

BLANK KEY
SKU: PLKEYBLANK
(Set of 2) \$20.00

MASTER KEY
SKU: PLMKEY \$22.00

**CONSIDER
COMBINING
FINISHES FOR A
UNIQUE LOOK!**



OPTIONAL CABINETS & TRAY
(For PL166 & PL175)
PL1052 Door Cabinet
16"W x 22½"D x 20⅝"H \$389.00
PL1053 Open Cabinet
16"W x 22½"D x 20⅝"H \$309.00
★ **PL1066** 2 Slot Paper Tray
16"W x 22½"D x 11½"H \$215.00

➔ **STORAGE CABINETS & BOOKCASES**



STORAGE CABINET LIST PRICE
PL113 35½"W x 22"D x 29½"H \$479.00
PL152 35½"W x 22"D x 37¼"H \$689.00
PL151 35½"W x 22"D x 65½"H \$1,138.00

**TEMPERED GLASS SILVER FRAME
CABINET DOORS**
PL152SGD - Set of 2 (For PL152) \$509.00
PL113SGD - Set of 2 (For PL113) \$299.00

BUFFET CREDENZA W/TOP ★
DRAWER & DOORS
PL172 35½"W x 22"D x 36"H \$1,099.00



WARDROBE UNIT LIST PRICE
PL207 - 2 Drwr + Cabinet & Coat Rod
23¾"W x 23¾"D x 65½"H \$1,649.00
PERSONAL UNIT
PL150 - 4 Adj. Shelves & Coat Rod
18"W x 24"D x 65½"H \$875.00

**TEMPERED GLASS SILVER FRAME
CABINET DOOR**
PL150151SGD - 1 Per Box \$309.00
(For PL150 & PL151)
Please Note: PL150151SGD - 1 Per Box,
Order 2 for complete coverage on PL151.

**New Bookcase! All 1" Thick
Material for Added Stability!**



BOOKCASES - 32"W LIST PRICE
PL154 30"H x 14"D \$235.00
PL155 48"H x 14"D \$309.00
PL156 71"H x 14"D \$439.00

BOOKCASE - DOOR KIT & EXTRA SHELF
PLBCDK 26"H x 16"W x ¾"D \$165.00
PLBCXS* Extra Shelf \$57.00
(For Use on PL154, PL155, PL156 Only)

BOOKCASES - 35½"W ★
(1" THICK MATERIAL)
PL168 66½"H x 14"D \$999.00



CORNER BOOKCASES LIST PRICE
PL160* 30"H x 24"W \$469.00
PL161* 36"H x 15"W \$339.00
PL162* 66"H x 15"W \$509.00

Measurements are approximate as they are rounded up to the next full inch.

★ Gold Stars Indicate
Product New for 2019.

Finishes In Stock:
Cherry, Mahogany, Honey, Maple, Espresso,
Modern Walnut, Coastal Gray & White*

*(Selected Skus) **Not** available in White:
PL167, PL66T, PLBCXS, PL160, PL161, PL162

Ready to Assemble Some items in this collection
come ready-to-assemble.

HUTCH OPTIONS!



Options:
Freestanding Hutches –
Widths from 35½" to 71" Wide. Heights from 36" to 48" High.
Add Optional Doors, Tack Boards, Vertical Organizers or Dividers.

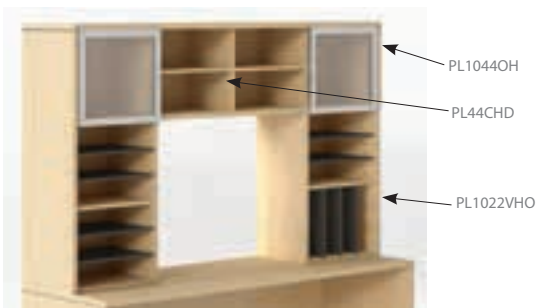


Options:
Wall Mounted Hutches – Can be grouped together or hung separately. Can be hung staggered or straight. Comes in three widths from 31" to 71"W.

OPTIONAL LOCK



NEW! HUTCH DOOR LOCK
PLLDLOCK ★
List: \$39.00 ea.
Finishes In Stock:
SI Silver & BLK Black



Options:
Support Vertical Hutch Organizer –
Not only does this unit provide support, the shelves can be used to organize materials in both lateral and vertical formats.



Ready to Assemble Some items in this collection come ready-to-assemble.

OS LAMINATE - FINISHES IN STOCK:



★ Gold Stars Indicate Product New for 2019.

➔ **OPEN HUTCHES WITHOUT DOORS**



*PL1440OH with
Optional Tack Board

PL153

OPEN HUTCH	LIST PRICE
15" DEPTH x 36"H	
PL141OH - 60"W	\$525.00
PL140OH - 66"W	\$545.00
PL144OH - 71"W	\$559.00

OPEN HUTCH	LIST PRICE
14" DEPTH x 36"H	
PL153 - 35½"W	\$399.00



OPEN HUTCH - WALL MOUNT	LIST PRICE
15" DEPTH x 17"H	
PL209OH* - 31"W	\$339.00
PL208OH* - 36½"W	\$369.00
PL2044OH* - 71"W	\$619.00

OPEN HUTCH	LIST PRICE
PL1044OH* (Requires Supports)	
71"W x 15"D x 16½"H	\$629.00

*Doors Not Included

71"W Wall Mount Hutch
Pictured w/Optional
Laminate Doors;
2 Door Sets Pictured

➔ **OPEN HUTCHES OPTIONAL DOORS**



**OPTIONAL LAMINATE FRAMED
GLASS DOORS**

Set of 2	LIST PRICE
*PL44GLDRL - (See below)	\$155.00

OPTIONAL LAMINATE DOORS

Set of 2	LIST PRICE
PL40LD - (For PL140)	\$52.00
PL41LD - (For PL141, PL209)	\$50.00
*PL44LD - (See below)	\$52.00



OPTIONAL SILVER FRAMED GLASS DOORS

Set of 2	LIST PRICE
PL40SGD - (For PL140)	\$255.00
PL41SGD - (For PL141, PL209)	\$255.00
PL44SGD - (For PL144OH, PL208OH, PL2044OH)	\$255.00

OPTIONAL SLIDING GLASS DOORS

PL44SLIDESGD* - (2 Door Span)	\$175.00
PL44RAILSI - (Rails For PL144OH & PL2044OH)	\$102.00
PL08RAILSI - (Rails For PL208OH)	\$69.00

*Sliding doors only for PL144OH, PL208OH & PL2044OH
*Doors only, must order rails.

Please Note: All SKUs beginning with PL44 are (For PL144OH, PL208OH and PL2044OH)

➔ **HUTCHES WITH DOORS**



*Hutch Pictured
w/Optional Tack Board

48"W - HUTCH W/2 LAMINATE DOORS	
15"D x 36"H	LIST PRICE
PL125 - 47¼"W	\$599.00

42"W - CORNER HUTCH W/2 LAMINATE DOORS	
15"D x 36"H	LIST PRICE
PL126 - 42"W	\$889.00



*Hutch Pictured w/Optional
Magnetic Glass White Board

Finishes In Stock:

Cherry, Mahogany, Honey, Maple, Espresso, Modern Walnut, Coastal Gray & White*

Please Note: PL44GLDRL, PL130, PL125, PL126, not available in white.

HIGH HUTCH W/LAMINATE DOORS

15"D x 48"H	LIST PRICE
PL130 - 71"W	\$999.00

**OPTIONAL SILVER FRAMED
GLASS DOORS**

Set of 2	LIST PRICE
PL130SGD - (For PL130)	\$469.00



➔ **HUTCHES ACCESSORIES**



Gray Fabric

Visconti Fabric

Magnetic Glass White Board

FABRIC TACK BOARDS

	DIMENSIONS	(GRAY FABRIC) LIST PRICE	(VISCONTI FABRIC) LIST PRICE
PL115 (Fits PL141)	58"W x ½"D x 16½"H	\$165.00	\$205.00
PL116 (Fits PL125)	45¼"W x ½"D x 16½"H	\$165.00	\$195.00
PL117 (Fits PL140)	64"W x ½"D x 16½"H	\$175.00	\$215.00
PL118 (Fits PL130 & PL144)	68¼"W x ½"D x 16½"H	\$195.00	\$235.00
PL124 (Fits PL126)	39¾"W x ½"D x 16½"H	\$245.00	\$289.00

MAGNETIC GLASS WHITE BOARD

GBM1769WH (Fits PL130 & PL144)	DIMENSIONS	LIST PRICE
	69"W x ½"D x 17"H	\$309.00



**VERTICAL HUTCH
ORGANIZER**

PL122 - (Black Only)	
12¼"W x 12¼"D	
List: \$195.00	



CENTER HUTCH DIVIDER

PL44CHD - (8 Finishes)	
Goes in center area of PL144OH or PL1044OH as option	
List: \$102.00	

**SUPPORT - VERTICAL
HUTCH ORGANIZER**

PL1022VHO	
18¼"W x 13¾"-14¾"D x 27½"H	
• 1 Fixed shelf (finish matched) + 5 adjustable shelves (black)	
• Adjustable shelves can be inserted horizontally or vertically	
List: \$329.00 (For PL1044OH only)	

→ **RECEPTION STATION**



RECEPTION DESK SHELL

SKU: PL169NTT

71"W x 30"D x 40½"H

List Price: \$599.00

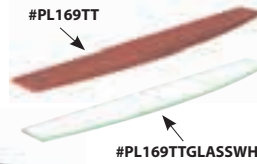
OPTIONAL RETURN

- Reversible

SKU: PL180

42"W x 24"D x 40½"H

List Price: \$369.00



OPTIONAL TRANSACTION TOPS

SKU: PL169TT

Laminate Top \$129.00

SKU: PL169TTGLASSWH


Glass Top \$509.00
(Metal Risers Included)

OPTIONAL RISERS

SKU: PL169RISERBRU

Metal Counter Risers \$81.00
(Elevates Laminate Transaction Tops)

Please Note: Reception Desk Shell does not require Transaction Top. Additionally, when purchasing an optional Transaction Top, Metal Counter Risers are not required.



→ **CORNER DESK & HUTCH**

CORNER DESK SHELL

SKU	Dimensions	List Price
PL163	36"W x 24"D x 29"H	\$575.00
PL134	42"W x 24"D x 29"H	\$509.00

CORNER HUTCH - 36"H

SKU	Dimensions	List Price
PL126	42"W x 15"D x 36"H	\$889.00



Some items in this collection come ready-to-assemble.



MODULAR ELECTRIC SYSTEMS

HOW TO ORDER:


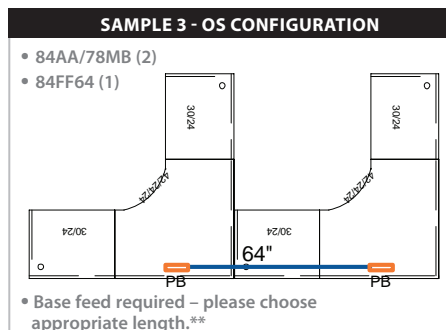
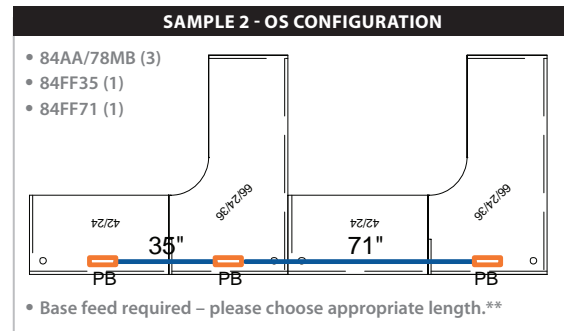
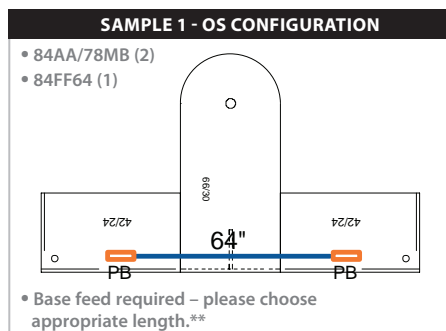
1. Determine the configurations that need powered and electrical load requirements.
2. Choose **Base Feed**.**
3. Establish placement of **Power Blocks**.
4. Identify **Receptacles** per power block.
5. To figure harness length take the center of the item where the power blocks are to be placed plus the length of any items the harness needs to pass under, subtract 7" and use the next larger size harness, unless measurement is exactly the size of a harness.

For Example:


Sample #1 the power blocks are centered in the 42" returns, so half the return size is 21" for each return (21" + 21") plus 30" depth of the peninsula, minus 7".

$$(21" + 21" + 30" - 7" = 65" \text{ harness length})$$

6. Determine needed accessories.



BASE FEED



Note: 8 Wire, 4 Circuit System.
Must be hardwired by a Licensed Electrician.

HARNESS



POWER BLOCK 84AA/78MB*

84S1BL150, 84S2BL150, 84S4BL150



Power block does not include the receptacles pictured.

BLOCK IS TWO SIDED.
MOUNTING BRACKET INCLUDED.

CHANNEL & DATA JACK



METAL J CHANNEL
SKU: PLTPC18
(Black)

- Under Table Mountable
- Accommodates Modular Electric System Items



DATA JACK
(Use with PLTPC18)
SKU: ABLAB
(Black)

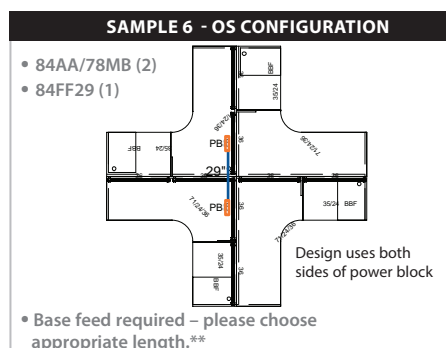
MODEL #	DESCRIPTION	LIST PRICE	MODEL #	DESCRIPTION	LIST PRICE
84SB272	72" Multi Circuit Hardwire Whip	\$210.00	QS84FF17	Harness - 17"	\$137.00
QS8420AP1	72" Single Circuit Whip w/20 AMP Plug	\$315.00	QS84FF23	Harness - 23"	\$147.00
QS84SB2144	12' Base Feed (Extra Long)	\$336.00	QS84FF29	Harness - 29"	\$158.00
ABLAB	Data Jack - RJ11 Cat 3 Phone & RJ45 Cat 6 Data (Use with PLTPC18)	\$137.00	QS84FF35	Harness - 35"	\$168.00
84AA/78MB	Power Block*	\$74.00	84FF41	Harness - 41"	\$184.00
84S1BL150	Receptacle 1	\$23.00	QS84FF47	Harness - 47"	\$189.00
84S2BL150	Receptacle 2	\$23.00	84FF53	Harness - 53"	\$200.00
84S4BL150	Receptacle 4	\$23.00	84FF59	Harness - 59"	\$210.00
84SIGOR150	Isolated Receptacle 3***	\$27.00	QS84FF64	Harness - 64"	\$221.00
QS8SR	Receptacle Removal Tool	\$11.00	QS84FF71	Harness - 71"	\$231.00
PLTPC18	Metal Channel (Under Table Mountable)	\$60.00	QS84FF77	Harness - 77"	\$242.00
*Mounting bracket included.			QS84FF83	Harness - 83"	\$252.00
**Base feed required.			QS84FF89	Harness - 89"	\$263.00
*** Isolated receptacles are to protect electronic equipment from electromagnetic noise.			QS84FF95	Harness - 95"	\$273.00

Please Note: In some configurations the power block will not be centered.

**Can Be Retrofitted Into
New & Existing Furniture!**



QS = QUICKSHIP



METAL J CHANNEL

For mounting power and data to the underside of a table or to a modesty panel. They are modular and versatile and provide power, data and wire management in a single package. J-Channels can be outfitted with our Electri-Pak wiring systems including our 8 wire 3 circuit or 8 wire, 4 circuit systems. Configurations are available in a variety of lengths and can accommodate a wide range of power receptacles in both single circuit and multi-circuit configurations.



A separate channel is provided for housing the telecom plate and keeps the data wires separated from the power cables. Interconnecting cables and power infeeds are available in a variety of lengths. Power feeds, interconnecting cables and telecom plates are purchased separately.



OS Laminate COLLECTION

by OfficeSource® Pictured w/CoolMesh Pro Seating & Spry Mobile Marker Board

COASTAL GRAY

↑ **SKU: TYPICAL OS148** ★
TOTAL LIST: \$6,504.00
Excludes Seating & Accessories.
Overall Dimensions:
142"W x 144"D x 40½"H

TYPICAL OS148				
MODEL #	QTY	DESCRIPTION	W x D x H	LIST PRICE
PL169NTT	4	Reception Desk Shell	71 x 30 x 40½	\$599.00 ea.
PL180	4	Reception Return Shell	42 x 24 x 40½	\$369.00 ea.
PL107	8	Hanging 3/4 Pedestal - B/F	15½ x 22 x 19	\$329.00 ea.

← **SKU: TYPICAL OS22V**
TOTAL LIST: \$5,459.00
Excludes Accessories.
Overall Dimensions:
112"W x 106½"D x 65½"H

TYPICAL OS22V				
MODEL #	QTY	DESCRIPTION	W x D x H	LIST PRICE
PL489	1	Bow Top w/Modesty	71 x 36/41 x 29½	\$499.00
PL71SGM	1	Glass Modesty Panel	40 x 1¼ x 28	\$499.00
PL46836	2	False Pedestal	15¾ x 35½ x 28½	\$309.00 ea.
PL170	1	Bridge	47 x 24 x 29½	\$269.00
PL143	1	Credenza Shell	71 x 24 x 29½	\$389.00
PL166	2	Deluxe Full Pedestal - B/B/F	15½ x 22 x 28½	\$459.00 ea.
PL144OH	1	Open Hutch	71 x 15 x 36	\$559.00
PL44SGD	1	Silver Frame Glass Doors	17 x ¾ x 15¾	\$255.00
PL118	1	Tack Board (Visconti Fabric)	68½ x ½ x 16½	\$235.00
PL112	1	Two Drawer Lateral File	35½ x 22 x 29½	\$819.00
PL153	1	Open Hutch	35½ x 14 x 36	\$399.00

TECHNOLOGY

Desk Mount
Power

← **SKU: TYPICAL OS149** ★
TOTAL LIST: \$2,212.00
Excludes Seating & Accessories.
Overall Dimensions:
71"W x 77"D x 29½"H

TYPICAL OS149				
MODEL #	QTY	DESCRIPTION	W x D x H	LIST PRICE
PL208OH	1	Wall Mount - Open Hutch	36½ x 15 x 17	\$369.00
PL44SGD	1	Silver Frame Glass Doors	17 x ¾ x 15¾	\$255.00
PL133LA	1	Bullet w/Corner Extension - Lt	71 x 30/42 x 29½	\$719.00
MS725ESI	1	Silver Post Leg	3"Dia x 28½	\$165.00
PL192	1	Reversible Return	35 x 24 x 29½	\$245.00
PL166	1	Deluxe Full Pedestal - B/B/F	15½ x 22 x 28½	\$459.00

★ Gold Stars Indicate
Product New for 2019.



**CORE REMOVABLE LOCKS,
GROMMETS AND LEVELING
GLIDES INCLUDED!**

COASTAL GRAY

OS Laminate COLLECTION
by OfficeSource®



↑ **SKU: TYPICAL OS173** ★
TOTAL LIST: \$7,328.00
Excludes Accessories.
Overall Dimensions:
178"W x 89"D x 65½"H

TYPICAL OS173

MODEL #	QTY	DESCRIPTION	W x D x H	LIST PRICE
PL134	2	Corner Desk Shell	42 x 24 x 29	\$509.00 ea.
PL126	2	Corner Hutch	42 x 15 x 36	\$889.00 ea.
PL125	2	Hutch w/Laminate Doors	47¼ x 15 x 36	\$599.00 ea.
PL116	2	Fabric Tack Board (Gray Fabric)	45¼ x ½ x 16½	\$165.00 ea.
PL145	4	Reversible Return	47 x 24 x 29½	\$329.00 ea.
PL166	2	Deluxe Full Pedestal - B/B/F	15½ x 22 x 28½	\$459.00 ea.
PLT2472	1	Return Desk Top	72 x 24 x 1	\$289.00
PLTFB	2	Flat Brackets		\$20.00 ea.
PLTRB2328BRU	1	Standard Round Base	22¼"Dia x 28	\$401.00
PLT60MS	1	Stiffener Support	48 x 2¼ x 1	\$40.00

← **SKU: TYPICAL OS24**
TOTAL LIST: \$3,913.00
Excludes Accessories.
Overall Dimensions:
66"W x 89¾"D x 65½"H

TYPICAL OS24

MODEL #	QTY	DESCRIPTION	W x D x H	LIST PRICE
PL181R	1	Credenza w/Corner Ext - Rt	66 x 24/36 x 29½	\$555.00
PL179	1	Reversible Return	30 x 24 x 29½	\$235.00
PL166	1	Deluxe Full Pedestal - B/B/F	15½ x 22 x 28½	\$459.00
PL140OH	1	Open Hutch	66 x 15 x 36	\$545.00
PL40SGD	1	Silver Frame Glass Doors	18 x ½ x 15¾	\$255.00
PL117	1	Tack Board (Visconti Fabric)	68½ x ½ x 16½	\$215.00
PL207	1	Wardrobe Unit	23¾ x 23¾ x 65½	\$1,649.00




← **SKU: TYPICAL OS36**
TOTAL LIST: \$2,539.00
Excludes Accessories.
Overall Dimensions:
72"W x 72"D x 42"H*
*Includes Transaction Top

TYPICAL OS36

MODEL #	QTY	DESCRIPTION	W x D x H	LIST PRICE
PL181R	1	Credenza w/Corner Ext. - Rt	66 x 24/36 x 29½	\$555.00
PL179	1	Reversible Return	30 x 24 x 29½	\$235.00
PL166	1	Deluxe Full Pedestal - B/B/F	15½ x 22 x 28½	\$459.00
PBTC66L	1	Corner Transaction Top - Left	72 x 12 x 1	\$215.00
PBTC66R	1	Corner Transaction Top - Right	72 x 12 x 1	\$215.00
PBP12	3	Posts	1¾ x 1¾ x 11½	\$112.00 ea.
PB21266ACR	2	Acrylic Panel	66 x ¾ x 12	\$262.00 ea.

OS LAMINATE - FINISHES IN STOCK:



TYPICAL CONFIGURATIONS

ESPRESSO

Pictured w/Luna & Triumph Collections

↑ **SKU: TYPICAL OS125**
TOTAL LIST: \$5,589.00
Excludes Seating & Accessories.
Overall Dimensions:
107"W x 95"D x 65½"H



Optional Cell Phone
Charging Grommet

↑ **SKU: TYPICAL OS43**
TOTAL LIST: \$5,713.00
Excludes Seating & Accessories.
Overall Dimensions:
114"W x 72"D x 29½"H



← **SKU: TYPICAL OS2**
TOTAL LIST: \$1,588.00
Excludes Keyboard System & Accessories.
Overall Dimensions:
77"W x 71"D x 29½"H

TYPICAL OS125

MODEL #	QTY	DESCRIPTION	W x D x H	LIST PRICE
PLT147T/PLTEP36/PL142	1	Bullet Top Unit (Top & Side)*	72 x 36 x 29½	\$648.00*
PLTWML	1	Vertex Leg	8 x 21 x 28½	\$205.00
PL170	1	Bridge	47 x 24 x 29½	\$269.00
PL143	1	Credenza Shell	71 x 24 x 29½	\$389.00
PL114	1	Combo Lateral File - B/B/F/Lat.	31 x 22 x 29½	\$925.00
PL144OH	1	Open Hutch	71 x 15 x 36	\$559.00
PL44SGD	2	Silver Frame Glass Doors	17 x ¾ x 15¾	\$255.00 ea.
PL118	1	Tack Board (Gray Fabric)	68½ x ½ x 16½	\$195.00
PL207	1	Wardrobe Unit	23¾ x 23¾ x 65½	\$1,649.00
PLPULLRSI	8	Rectangular Pulls		\$30.00 ea.

*Bullet Top Unit - All 3 SKUs must be ordered together (PLT147T, PLTEP36, PL142)

TYPICAL OS43

MODEL #	QTY	DESCRIPTION	W x D x H	LIST PRICE
PL477L	1	Porkchop Top w/Modesty - Lt	71 x 30/36/48 x 29½	\$619.00
PL71SGM	1	Glass Modesty Panel	40 x 1¼ x 28	\$499.00
PL166	1	Deluxe Full Pedestal - B/B/F	15½ x 22 x 28½	\$459.00
PL46830	1	False Pedestal	15¾ x 29½ x 28½	\$299.00
PL46842	1	False Pedestal	15¾ x 41½ x 28½	\$349.00
PL111	1	Credenza Shell	66 x 24 x 29½	\$369.00
PL142	1	Half Leg	12¾"W	\$69.00
PL1012	1	Two Drawer Personal Cabinet	35½ x 22 x 22	\$899.00
PL1013	1	Open Bookcase	35½ x 22 x 22	\$409.00
CUSH2136	1	Top Cushion	35½ x 22 x 1½	\$269.00
PL110	1	Credenza Top	71 x 22 x 1	\$225.00
PL208OH	2	Wall Mount - Open Hutch	36½ x 15 x 17	\$369.00 ea.
PL44SGD	2	Silver Frame Glass Doors	17 x ¾ x 15¾	\$255.00 ea.

TYPICAL OS2

MODEL #	QTY	DESCRIPTION	W x D x H	LIST PRICE
PL133LA	1	Bullet w/Corner Extension - Lt	71 x 30/42 x 29½	\$719.00
PL192	1	Reversible Return	35 x 24 x 29½	\$245.00
PL166	1	Deluxe Full Pedestal - B/B/F	15½ x 22 x 28½	\$459.00
MS72SESI	1	Silver Post Leg	3"Dia x 28½"H	\$165.00

**EASILY TRANSFORM THE LOOK OF
YOUR WORKSTATION BY SIMPLY
UPGRADING THE PULL OPTION!**

**SUITE PICTURED HERE WITH OPTIONAL
RECTANGULAR PULL**



OS Laminate

COLLECTION by OfficeSource® Pictured w/Franklin & CoolMesh Pro Collections

ESPRESSO



SKU: TYPICAL OS112
TOTAL LIST: \$2,692.00

*Excludes Seating
& Accessories.*

Overall Dimensions:
71"W x 95"D x 29½"H

TYPICAL OS112

MODEL #	QTY	DESCRIPTION	W x D x H	LIST PRICE
PL177R	1	Desk w/Corner Extension (Rt)	71 x 30/36/42/48 x 29½	\$769.00
PL145	1	Reversible Return	47 x 24 x 29½	\$329.00
PL166	1	Deluxe Full Pedestal - B/B/F	15½ x 22 x 28½	\$459.00
PL114	1	Combo Lateral File - B/B/F/Lat.	31 x 22 x 29½	\$925.00
PLPULLRSI	7	Rectangular Pulls		\$30.00 ea.



SKU: TYPICAL OS9
TOTAL LIST: \$3,466.00


*Excludes Seating
& Accessories.*

Overall Dimensions:
107"W x 71"D x 65½"H

TYPICAL OS9

MODEL #	QTY	DESCRIPTION	W x D x H	LIST PRICE
PL177L	1	Desk w/Corner Extension - Lt	71 x 30/36/42/48 x 29½	\$769.00
PL193	1	Bridge	35 x 24 x 29½	\$225.00
PL143	1	Credenza Shell	71 x 24 x 29½	\$389.00
PL112	1	Two Drawer Lateral File	35½ x 22 x 29½	\$819.00
PL144OH	1	Open Hutch	71 x 15 x 36	\$559.00
PL44SGD	2	Silver Frame Glass Doors	17 x ¾ x 15¾	\$255.00 ea.
PL118	1	Tack Board (Gray Fabric)	68" x ½ x 16½	\$195.00

**NEW! SURFACE MOUNT
POWER MODULE
(2 OUTLETS + 2 USB)**



SKU: TYPICAL OS151 ★
TOTAL LIST: \$1,628.00

*Excludes Seating
& Accessories.*


Overall Dimensions:
72"W x 71"D x 29½"H

TYPICAL OS151

MODEL #	QTY	DESCRIPTION	W x D x H	LIST PRICE
PLT147T/PLTEP36	1	Bullet Top Unit (Top & End)*	72 x 36 x 29½	\$579.00
PL4706FMP	1	Modesty Panel	54¼ x ¾ x 27¼	\$180.00
MS725SI	1	Silver Post Leg	3"Dia x 28½	\$165.00
PL192	1	Reversible Return	35 x 24 x 29½	\$245.00
PL166	1	Deluxe Full Pedestal - B/B/F	15½ x 22 x 28½	\$459.00

*Bullet Top Unit - Both SKUs must be ordered together (PLT147T, PLTEP36)

OS LAMINATE - FINISHES IN STOCK:



Drawer Pulls - Cherry, Mahogany, Honey, and Maple, come standard with black pulls, while Espresso, Modern Walnut, Coastal Gray and White come standard with silver. Optional silver and square handles are available for a small up charge.



**Gold Stars Indicate
Product New for 2019.**

TYPICAL CONFIGURATIONS

PREMIUM GRADE LAMINATE
WORK SURFACES +
3MIL DURA EDGE

TEMPERED
GLASS DOORS
Create a Modern Look!

OS Laminate COLLECTION
by OfficeSource® Pictured w/Advantage & Chelsea Collections

CHERRY



SKU: TYPICAL OS74
TOTAL LIST: \$7,010.00

Excludes Seating & Accessories.

Overall Dimensions:

107"W x 65½"H



SKU: TYPICAL OS20
TOTAL LIST: \$3,399.00

Excludes Keyboard System
& Accessories.

Overall Dimensions:

71"W x 112"D x 78"H

TECHNOLOGY

Optional Cord
Management



SKU: TYPICAL OS44
TOTAL LIST: \$4,582.00

Excludes Seating &
Accessories.

Overall Dimensions:

154"W x 71"D x 29½"H

TYPICAL OS74

MODEL #	QTY	DESCRIPTION	W x D x H	LIST PRICE
PL189	1	Bow Front Desk Shell	71 x 36/41 x 29½	\$619.00
PL166	2	Deluxe Full Pedestal - B/B/F	15½ x 22 x 28½	\$459.00 ea.
PL150	2	Personal Storage Cabinet	18 x 24 x 65½	\$875.00 ea.
PL150151SGD	2	Glass Storage Cabinet Doors	18 x ½ x 65½	\$309.00 ea.
PL113	2	Storage Cabinet - 29½"H	35½ x 22 x 29½	\$479.00 ea.
PL113SGD	2	Glass Storage Cabinet Doors	17¾ x ½ x 29½	\$299.00 ea.
PL110	1	Top (To Create Credenza)	71 x 22 x 1	\$225.00
PL2044OH	1	Wall Mount - Open Hutch	71 x 15 x 17	\$619.00
PL445GD	2	Silver Frame Glass Doors	17 x ¾ x 15¾	\$255.00 ea.
PL118	1	Tack Board (Gray Fabric)	68% x ½ x 16½	\$195.00

TYPICAL OS20

MODEL #	QTY	DESCRIPTION	W x D x H	LIST PRICE
PL189	1	Bow Front Desk Shell	71 x 36/41 x 29½	\$619.00
PL170	1	Bridge	47 x 24 x 29½	\$269.00
PL143	1	Credenza Shell	71 x 24 x 29½	\$389.00
PL166	1	Deluxe Full Pedestal - B/B/F	15½ x 22 x 28½	\$459.00
PL130	1	High Hutch	71 x 15 x 48	\$999.00
PL130SGD	1	Silver Frame Glass Doors	17¾ x ½ x 29	\$469.00
PL118	1	Tack Board (Gray Fabric)	68% x ½ x 16½	\$195.00

TYPICAL OS44

MODEL #	QTY	DESCRIPTION	W x D x H	LIST PRICE
PL133RA	2	Bullet w/Corner Extension - Rt	71 x 30/42 x 29½	\$719.00 ea.
MS725EBLK	2	Black Post Leg	3"Dia x 28½"H	\$145.00 ea.
PL192	2	Reversible Return	35 x 24 x 29½	\$245.00 ea.
PL166	2	Deluxe Full Pedestal - B/B/F	15½ x 22 x 28½	\$459.00 ea.
PL2044OH	2	Wall Mount - Open Hutch	71 x 15 x 17	\$619.00 ea.
PL44LD	4	Laminate Doors (Sets of 2)	17¾ x ½ x 15¾	\$52.00 ea.

TYPICAL CONFIGURATIONS

NEW 41"H DESK SHELLS!

OS Laminate COLLECTION

by OfficeSource® Pictured w/Rise Stool Collection

CHERRY

Grommets - Help manage workstation cords.



Tack Boards - Add warmth and function to your workspace!



SKU: TYPICAL OS130
TOTAL LIST: \$3,292.00

Excludes Seating & Accessories.

Single Desk Dimensions:
72"W x 30"D x 41"H

TYPICAL OS130

MODEL #	QTY	DESCRIPTION	W x D x H	LIST PRICE
PLT4172	4	Rectangular Desk Shell	72 x 30 x 41	\$823.00 ea.

TYPICAL OS171

MODEL #	QTY	DESCRIPTION	W x D x H	LIST PRICE
PLT147T/PLTEP36	1	Bullet Top Unit (Top & End)*	72 x 36 x 29½	\$579.00
PL4706FMP	1	Modesty Panel	54¼ x ¾ x 27¼	\$180.00
MS725SI	1	Silver Post Leg	3"Dia x 28½"H	\$165.00
PL197	1	Bridge	42 x 24 x 29½	\$235.00
PL143	1	Credenza Shell	71 x 24 x 29½	\$389.00
PL107	1	Hanging 3/4 Pedestal - B/F	15½ x 22 x 19	\$329.00
PL144OH	1	Open Hutch	71 x 15 x 36	\$559.00
PL44SGD	1	Silver Frame Glass Doors	17 x ¾ x 15¼	\$255.00
GBM1769WH	1	Magnetic Glass White Board	69 x ½ x 17	\$309.00

*Bullet Top Unit - Both SKUs must be ordered together (PLT147T, PLTEP36)



SKU: TYPICAL OS171 ★
TOTAL LIST: \$3,000.00

Excludes Accessories.

Overall Dimensions:
71"W x 101"D x 65½"H

TYPICAL OS86


MODEL #	QTY	DESCRIPTION	W x D x H	LIST PRICE
PL101	1	Desk Shell	71 x 36 x 29½	\$489.00
PL145	1	Reversible Return	47 x 24 x 29½	\$329.00
PL166	1	Deluxe Full Pedestal - B/B/F	15½ x 22 x 28½	\$459.00
PL175	1	Deluxe Full Pedestal - F/F	15½ x 22 x 28½	\$469.00
PL144OH	1	Open Hutch	71 x 15 x 36	\$559.00
PL44LD	1	Laminate Doors (Sets of 2)	17¼ x ½ x 15¼	\$52.00
PL118	1	Tack Board (Visconti Fabric)	68¾ x ½ x 16½	\$235.00

Drawer Pulls - Cherry, Mahogany, Honey, and Maple, come standard with black pulls, while Espresso, Modern Walnut, Coastal Gray and White come standard with silver. Optional silver and square handles are available for a small up charge.



Gold Stars Indicate Product New for 2019.

OS LAMINATE - FINISHES IN STOCK:



TYPICAL CONFIGURATIONS

U SHAPE CONFIGURATIONS OFFER AMPLE
WORKSPACE AND CAN ACCOMMODATE
SMALL MEETINGS RIGHT AT YOUR DESK!

OS Laminate COLLECTION
by OfficeSource® Pictured w/Tre Collection

MAHOGANY



↑ **SKU: TYPICAL OS88**
TOTAL LIST: \$2,991.00
Excludes Seating & Accessories.
Overall Dimensions:
112"W x 71"D x 65½"H

TYPICAL OS88				
MODEL #	QTY	DESCRIPTION	W x D x H	LIST PRICE
PL189	1	Bow Front Desk Shell	71 x 36/41 x 29½	\$619.00
PL193	1	Bridge	35 x 24 x 29½	\$225.00
PL182R	1	Credenza w/Corner Ext (Rt)	71 x 24/36 x 29½	\$565.00
PL166	1	Deluxe Full Pedestal - B/B/F	15½ x 22 x 28½	\$459.00
PL144OH	1	Open Hutch	71 x 15 x 36	\$559.00
PL44SGD	1	Silver Frame Glass Doors	17 x ¾ x 15¾	\$255.00
GBM1769WH	1	Magnetic Glass White Board	69 x ½ x 17	\$309.00



Grommets - Help manage
workstation cords.


← **SKU: TYPICAL OS89**
TOTAL LIST: \$2,795.00
Excludes Accessories.
Overall Dimensions:
71"W x 83"D x 65½"H

TYPICAL OS89				
MODEL #	QTY	DESCRIPTION	W x D x H	LIST PRICE
PL101	1	Desk Shell	71 x 36 x 29½	\$489.00
PL145	1	Reversible Return (Rt)	47 x 24 x 29½	\$329.00
PL166	1	Deluxe Full Pedestal - B/B/F	15½ x 22 x 28½	\$459.00
PL175	1	Deluxe Full Pedestal - F/F	15½ x 22 x 28½	\$469.00
PL144OH	1	Open Hutch	71 x 15 x 36	\$559.00
PL44SGD	1	Silver Frame Glass Doors	17 x ¾ x 15¾	\$255.00
PL118	1	Tack Board (Visconti Fabric)	68½ x ½ x 16½	\$235.00

← **SKU: TYPICAL OS90**
TOTAL LIST: \$1,746.00
Excludes Accessories.
Overall Dimensions:
71"W x 83"D x 29½"H

TYPICAL OS90				
MODEL #	QTY	DESCRIPTION	W x D x H	LIST PRICE
PL101	1	Desk Shell	71 x 36 x 29½	\$489.00
PL145	1	Reversible Return (Lt)	47 x 24 x 29½	\$329.00
PL166	1	Deluxe Full Pedestal - B/B/F	15½ x 22 x 28½	\$459.00
PL175	1	Deluxe Full Pedestal - F/F	15½ x 22 x 28½	\$469.00

OS LAMINATE - FINISHES IN STOCK:



Drawer Pulls - Cherry, Mahogany, Honey and Maple, come standard with black pulls, while Espresso, Modern Walnut, Coastal Gray and White come standard with silver. Optional silver and square handles are available for a small up charge.

**EASY TO ASSEMBLE!
METAL TO METAL
CAM-LOCK CONNECTION FOR
INCREASED DURABILITY!**

**OS Laminate
COLLECTION**
by OfficeSource®

Pictured w/Luna
& Triumph Collections

MAHOGANY



↑ **SKU: TYPICAL OS152 ★**
TOTAL LIST: \$4,042.00
Excludes Seating & Accessories.
Overall Dimensions:
71"W x 108"D x 65½"H

TYPICAL OS152

MODEL #	QTY	DESCRIPTION	W x D x H	LIST PRICE
PL112	1	Two Drawer Lateral File	35½ x 22 x 29½	\$819.00
PL143	1	Credenza Shell	71 x 24 x 29½	\$389.00
PL144OH	1	Open Hutch	71 x 15 x 36	\$559.00
PL44LD	1	Laminate Doors (Sets of 2)	17¼ x ½ x 15¼	\$52.00
PL177R	1	Desk w/Corner Extension - Rt	71 x 30/36/42/48 x 29½	\$769.00
PL193	1	Bridge	35 x 24 x 29½	\$225.00
PLTECSPST	1	Electric Single Post Adj. Base	33 x 23¾ x 25-43¾	\$1,229.00



Bookcases - Space Saver -
At only 24"W, it tucks nicely
into the tightest of spaces.

← **SKU: TYPICAL OS7**
TOTAL LIST: \$3,714.00
*Excludes Keyboard
System & Accessories.*
Overall Dimensions:
101"W x 95"D x 65½"H

TYPICAL OS7

MODEL #	QTY	DESCRIPTION	W x D x H	LIST PRICE
PL177L	1	Desk w/Corner Extension (Lt)	71 x 30/36/42/48 x 29½	\$769.00
PL193	1	Bridge	35 x 24 x 29½	\$225.00
PL143	1	Credenza Shell	71 x 24 x 29½	\$389.00
PL166	1	Deluxe Full Pedestal - B/B/F	15½ x 22 x 28½	\$459.00
PL144OH	1	Open Hutch	71 x 15 x 36	\$559.00
PL44GLDRL	2	Laminate Frame Glass Doors	18 x ½ x 15¼	\$155.00 ea.
PL118	1	Tack Board (Gray Fabric)	68½ x ½ x 16½	\$195.00
PL161	1	Corner Bookcase	15 x 15 x 36	\$339.00
PL160	1	Corner Bookcase	24 x 24 x 30	\$469.00



← **SKU: TYPICAL OS8**
TOTAL LIST: \$2,900.00
*Excludes Keyboard
System & Accessories.*
Overall Dimensions:
107"W x 71"D x 65½"H

TYPICAL OS8

MODEL #	QTY	DESCRIPTION	W x D x H	LIST PRICE
PLT147T/PLTEP36/PL142	1	Bullet Top Unit (Top & End)*	72 x 36 x 29½	\$648.00*
MS720BLK	1	Black Post Leg	3"Dia x 28½"H	\$145.00
PL193	1	Bridge	35 x 24 x 29½	\$225.00
PL182L	1	Credenza w/Corner Ext.	71 x 24/36 x 29½	\$565.00
PL144OH	1	Open Hutch	71 x 15 x 36	\$559.00
PL44LD	2	Laminate Doors (Sets of 2)	17¼ x ½ x 15¼	\$52.00 ea.
PL166	1	Deluxe Full Pedestal - B/B/F	15½ x 22 x 28½	\$459.00
PL118	1	Tack Board (Gray Fabric)	68½ x ½ x 16½	\$195.00

*Bullet Top Unit - All 3 SKUs must be ordered together (PLT147T, PLTEP36, PL142)

TYPICAL CONFIGURATIONS

DESKS | LAMINATE 37



**CELL PHONE
CHARGING GROMMET!**
(OPTIONAL)

OS Laminate COLLECTION
by OfficeSource® Pictured w/Cade Collection

**MODERN
WALNUT**

↑ **SKU: TYPICAL OS170 ★**
TOTAL LIST: \$4,114.00
Excludes Seating & Accessories.
Overall Dimensions:
226"W x 96"D x 29½"H



Risers - Elevate
Transaction Top

TYPICAL OS170

MODEL #	QTY	DESCRIPTION	W x D x H	LIST PRICE
PL178L	1	Desk w/Corner Extension - Lft	71 x 30/42 x 29	\$769.00
PL178R	1	Desk w/Corner Extension - Rt	71 x 30/42 x 29	\$769.00
PL143	2	Credenza Shell	71 x 24 x 29½	\$389.00 ea.
PL142	4	Half Legs	12¾"W	\$69.00 ea.
PL166	2	Deluxe Full Pedestal - B/B/F	15½ x 22 x 28½	\$459.00 ea.
PLT147T	1	Bullet Top	72 x 36 x 1	\$379.00
MS720SI	1	Silver Post Leg	3"Dia x 28½"H	\$165.00
PLTFB	3	Flat Brackets		\$20.00 ea.

↑ **SKU: TYPICAL OS77**
TOTAL LIST: \$1,467.00
Excludes Seating & Accessories.
Overall Dimensions:
71"W x 35½"D x 42½"H



TYPICAL OS77

MODEL #	QTY	DESCRIPTION	W x D x H	LIST PRICE
PL169NTT	1	Reception Desk Shell	71 x 30 x 40½	\$599.00
PL169TT	1	Transaction Top	71 x 17¾ x 1	\$129.00
PL169RISERBRU	1	Metal Counter Riser	3/4 Dia x 1 H	\$81.00
PL107	2	Hanging 3/4 Pedestal - B/F	15½ x 22 x 19	\$329.00 ea.

← **SKU: TYPICAL OS30**
TOTAL LIST: \$3,090.00
Excludes Seating & Accessories.
Overall Dimensions:
107"W x 71"D x 29½"H*



*Height does not include
wall mounted hutches

TYPICAL OS30

MODEL #	QTY	DESCRIPTION	W x D x H	LIST PRICE
PL177R	1	Desk w/Corner Extension - Rt	71 x 30/36/42/48 x 29½	\$769.00
PL193	1	Bridge	35 x 24 x 29½	\$225.00
PL143	1	Credenza Shell	71 x 24 x 29½	\$389.00
PL166	1	Deluxe Full Pedestal - B/B/F	15½ x 22 x 28½	\$459.00
PL208OH	2	Wall Mount - Open Hutch	36½ x 15 x 17	\$369.00 ea.
PL44SGD	2	Silver Frame Glass Doors	17 x ¾ x 15¾	\$255.00 ea.



Gold Stars Indicate
Product New for 2019.

GLASS
TRANSACTION
TOP!
(RISERS INCLUDED)



OS Laminate **COLLECTION**
by OfficeSource® Pictured w/Torrance Collection

**MODERN
WALNUT**



↑ **SKU: TYPICAL OS153** ★
TOTAL LIST: \$1,936.00
Excludes Seating & Accessories.
Overall Dimensions:
71"W x 78"D x 65½"H

TYPICAL OS153

MODEL #	QTY	DESCRIPTION	W x D x H	LIST PRICE
PL169NTT	1	Reception Desk Shell	71 x 30 x 40½	\$599.00
PL180	1	Reception Return Shell	42 x 24 x 40½	\$369.00
PL166	1	Deluxe Full Pedestal - B/B/F	15½ x 22 x 28½	\$459.00
PL169TTGLASSWH	1	Glass Transaction Top + Risers	71 x 17¼ x 1¼	\$509.00



← **SKU: TYPICAL OS154** ★
TOTAL LIST: \$4,086.00
Excludes Accessories.
Overall Dimensions:
94¼"W x 24"D x 65½"H

TYPICAL OS154

MODEL #	QTY	DESCRIPTION	W x D x H	LIST PRICE
PL143	1	Credenza Shell	71 x 24 x 29½	\$389.00
PL114	1	Combo Lateral File - B/B/F/Lat.	31 x 22 x 29½	\$925.00
PL207	1	Wardrobe Storage Unit	23¼ x 23¼ x 65½	\$1,649.00
PL144OH	1	Open Hutch	71 x 15 x 36	\$559.00
PL44SGD	1	Silver Frame Glass Doors	17 x ¾ x 15¾	\$255.00
GBM1769WH	1	Magnetic Glass White Board	69 x ½ x 17	\$309.00




*Height does not include
wall mounted hutches

← **SKU: TYPICAL OS31**
TOTAL LIST: \$1,670.00
Excludes Seating & Accessories.
Overall Dimensions:
66"W x 66"D x 29½"H*

TYPICAL OS31

MODEL #	QTY	DESCRIPTION	W x D x H	LIST PRICE
PL181R	1	Credenza w/Corner Ext. - Rt	66 x 24/36 x 29½	\$555.00
PL179	1	Reversible Return	30 x 24 x 29½	\$235.00
PL166	1	Deluxe Full Pedestal - B/B/F	15½ x 22 x 28½	\$459.00
PL208OH	1	Wall Mount - Open Hutch	36½ x 15 x 17	\$369.00
PL44LD	1	Laminate Door (Sets of 2)	17¼ x ½ x 15¼	\$52.00

OS LAMINATE - FINISHES IN STOCK:



Drawer Pulls - Cherry, Mahogany, Honey, and Maple, come standard with black pulls, while Espresso, Modern Walnut, Coastal Gray and White come standard with silver. Optional silver and square handles are available for a small up charge.

★ Gold Stars Indicate
Product New for 2019.

TYPICAL CONFIGURATIONS

DESKS | LAMINATE 39



Pictured w/CoolMesh Pro Collection

OS Laminate COLLECTION by OfficeSource®



Optional Pull
Out Power
Grommet



SKU: TYPICAL OS127
TOTAL LIST: \$2,992.00
Excludes Seating & Accessories.
Overall Dimensions:
71"W x 83"D x 65½"H



SKU: TYPICAL OS56
TOTAL LIST: \$3,230.00
Excludes Seating, Keyboard System & Accessories.
Overall Dimensions:
107"W x 71"D x 65½"H



SKU: TYPICAL OS124
TOTAL LIST: \$4,793.00
Excludes Seating & Accessories.
Overall Dimensions:
66"W x 62¼"D x 66½"H



TYPICAL OS127

MODEL #	QTY	DESCRIPTION	W x D x H	LIST PRICE
PL101	1	Desk Shell	71 x 36 x 29½	\$489.00
PL145	1	Reversible Return	47 x 24 x 29½	\$329.00
PL166	1	Deluxe Full Pedestal - B/B/F	15½ x 22 x 28½	\$459.00
PL175	1	Deluxe Full Pedestal - F/F	15½ x 22 x 28½	\$469.00
PL144OH	1	Open Hutch	71 x 15 x 36	\$559.00
PL44SLIDESGD	2	Sliding Glass Doors	18 x ½ x 15¼	\$175.00 ea.
PL44RAILSI	1	Rails For Glass Doors	1 x 1 x 69	\$102.00
PL118	1	Tack Board (Visconti Fabric)	68¾ x ½ x 16½	\$235.00

TYPICAL OS56

MODEL #	QTY	DESCRIPTION	W x D x H	LIST PRICE
PL101	1	Desk Shell	71 x 36 x 29½	\$489.00
PL170	1	Bridge	47 x 24 x 29½	\$269.00
PL143	1	Credenza Shell	71 x 24 x 29½	\$389.00
PL112	1	Two Drawer Lateral File	35½ x 22 x 29½	\$819.00
PL144OH	1	Open Hutch	71 x 15 x 36	\$559.00
PL44SGD	2	Silver Frame Glass Doors	17 x ¾ x 15¼	\$255.00 ea.
PL118	1	Tack Board (Gray Fabric)	68¾ x ½ x 16½	\$195.00

TYPICAL OS124

MODEL #	QTY	DESCRIPTION	W x D x H	LIST PRICE
PL102	2	Desk Shell	66 x 30 x 29½	\$389.00 ea.
PL166	2	Deluxe Full Pedestal - B/B/F	15½ x 22 x 28½	\$459.00 ea.
PL175	2	Deluxe Full Pedestal - F/F	15½ x 22 x 28½	\$469.00 ea.
PL140OH	2	Open Hutch	66 x 15 x 36	\$545.00 ea.
PL40LD	4	Laminate Doors (Sets of 2)	16 x ½ x 15¼	\$52.00 ea.
SP6672	1	Upholstered Panel	72 x 2½ x 66	\$689.00
SPCAP66	2	End Cap - 66"		\$36.00 ea.
SPBASE1	2	Support Foot		\$50.00 ea.



Pictured w/Luna & Triumph Collections

MAPLE

OS Laminate **COLLECTION** by OfficeSource®



↑ **SKU: TYPICAL OS155**
TOTAL LIST: \$3,185.00
Excludes Seating & Accessories.
Overall Dimensions:
72"W x 107"D x 65½"H

TYPICAL OS155				
MODEL #	QTY	DESCRIPTION	W x D x H	LIST PRICE
PLT106T/PLTEP36/PL142	1	Q Top Unit (Top & Side)*	72 x 36 x 29½	\$648.00*
MS720SI	1	Silver Post Leg	3"Dia x 28½	\$165.00
PL193	1	Bridge	35 x 24 x 29½	\$225.00
PL182R	1	Credenza w/Corner Ext (Rt)	71 x 24/36 x 29½	\$565.00
PL144OH	1	Open Hutch	71 x 15 x 36	\$559.00
PL44SGD	1	Silver Frame Glass Doors	17 x ¾ x 15¾	\$255.00
PL166	1	Deluxe Full Pedestal - B/B/F	15½ x 22 x 28½	\$459.00
GBM1769WH	1	Magnetic Glass White Board	69 x ½ x 17	\$309.00

*Bullet Top Unit - All 3 SKUs must be ordered together (PLT106T, PLTEP36, PL142)

← **SKU: TYPICAL OS28**
TOTAL LIST: \$3,718.00
Excludes Accessories.
Overall Dimensions:
95"W x 101"D x 65½"H

TYPICAL OS28				
MODEL #	QTY	DESCRIPTION	W x D x H	LIST PRICE
PL133RA	1	Bullet w/Corner Extension	71 x 30/42 x 29½	\$719.00
MS725EBLK	1	Black Post Leg	3"Dia x 28½	\$145.00
PL193	1	Bridge	35 x 24 x 29½	\$225.00
PL143	1	Credenza Shell	71 x 24 x 29½	\$389.00
PL114	1	Combo Lateral File - B/B/F/Lat.	31 x 22 x 29½	\$925.00
PL144OH	1	Open Hutch	71 x 15 x 36	\$559.00
PL44LD	1	Laminate Doors (Sets of 2)	17¾ x ½ x 15¾	\$52.00
PL118	1	Tack Board (Visconti Fabric)	68½ x ½ x 16½	\$235.00
PL160	1	Corner Bookcase	24 x 24 x 30	\$469.00


★ Gold Stars Indicate Product New for 2019.



← **SKU: TYPICAL OS57**
TOTAL LIST: \$2,714.00
Excludes Seating, Keyboard System & Accessories.
Overall Dimensions:
112"W x 71"D x 65½"H

TYPICAL OS57				
MODEL #	QTY	DESCRIPTION	W x D x H	LIST PRICE
PL189	1	Bow Front Desk Shell	71 x 36/41 x 29½	\$619.00
PL193	1	Bridge	35 x 24 x 29½	\$225.00
PL182L	1	Credenza w/Corner Ext. - Lt	71 x 24/36 x 29½	\$565.00
PL166	1	Deluxe Full Pedestal - B/B/F	15½ x 22 x 28½	\$459.00
PL144OH	1	Open Hutch	71 x 15 x 36	\$559.00
PL44LD	1	Laminate Doors (Sets of 2)	17¾ x ½ x 15¾	\$52.00
PL118	1	Tack Board (Visconti Fabric)	68½ x ½ x 16½	\$235.00

OS LAMINATE - FINISHES IN STOCK:



Drawer Pulls - Cherry, Mahogany, Honey, and Maple, come standard with black pulls, while Espresso, Modern Walnut, Coastal Gray and White come standard with silver. Optional silver and square handles are available for a small up charge.

PREMIUM GRADE LAMINATE
WORK SURFACES

OfficeSource®
05030

OS Laminate COLLECTION
by OfficeSource®

WHITE



↑ **SKU: TYPICAL OS4**
TOTAL LIST: \$3,786.00
Excludes Accessories.
Overall Dimensions:
107"W x 89"D x 65½"H

TYPICAL OS4				
MODEL #	QTY	DESCRIPTION	W x D x H	LIST PRICE
PL177L	1	Desk w/Corner Extension - Lt	71 x 30/36/42/48 x 29½	\$769.00
PL193	1	Bridge	35 x 24 x 29½	\$225.00
PL143	1	Credenza Shell	71 x 24 x 29½	\$389.00
PL166	1	Deluxe Full Pedestal - B/B/F	15½ x 22 x 28½	\$459.00
PL144OH	1	Open Hutch	71 x 15 x 36	\$559.00
PL44SGD	2	Silver Frame Glass Doors	17 x ¾ x 15¾	\$255.00 ea.
PL150	1	Personal Unit	18 x 24 x 65½	\$875.00


← **SKU: TYPICAL OS147**
TOTAL LIST: \$2,620.00
Excludes Accessories.
Overall Dimensions:
101"W x 71"D x 65½"H

TYPICAL OS147				
MODEL #	QTY	DESCRIPTION	W x D x H	LIST PRICE
PL133LA	1	Bullet w/Corner Extension - Lt	71 x 30/42 x 29½	\$719.00
MS725ESI	1	Silver Post Leg	3"Dia x 28½"H	\$165.00
PL193	1	Bridge	35 x 24 x 29½	\$225.00
PL143	1	Credenza Shell	71 x 24 x 29½	\$389.00
PL144OH	1	Open Hutch	71 x 15 x 36	\$559.00
PL44LD	2	Laminate Doors (Sets of 2)	17¾ x ½ x 15¾	\$52.00 ea.
PL166	1	Deluxe Full Pedestal - B/B/F	15½ x 22 x 28½	\$459.00

← **SKU: TYPICAL OS96**
TOTAL LIST: \$1,983.00
Excludes Accessories.
Overall Dimensions:
66"W x 66"D x 65½"H

TYPICAL OS96				
MODEL #	QTY	DESCRIPTION	W x D x H	LIST PRICE
PL181L	1	Credenza w/Corner Extension - Lt	66 x 24/36 x 29½	\$555.00
PL179	1	Reversible Return	30 x 24 x 29½	\$235.00
PL107	1	Hanging 3/4 Pedestal - B/F	15½ x 22 x 19	\$329.00
PL140OH	1	Open Hutch	66 x 15 x 36	\$545.00
PL40LD	2	Laminate Doors (Sets of 2)	16 x ½ x 15¾	\$52.00 ea.
PL117	1	Tack Board (Visconti Fabric)	64 x ½ x 16½	\$215.00

OS LAMINATE - FINISHES IN STOCK:



Drawer Pulls - Cherry, Mahogany, Honey and Maple, come standard with black pulls, while Espresso, Modern Walnut, Coastal Gray and White come standard with silver. Optional silver and square handles are available for a small up charge.

COMPATIBLE WITH
OTHER COLLECTIONS
PICTURED HERE WITH
STANDUP COLLECTION



OS Laminate COLLECTION

by OfficeSource® Pictured w/Cade Collection

HONEY

TECHNOLOGY



Optional Cell Phone
Charging Grommet

↑ **SKU: TYPICAL OS141**
TOTAL LIST: \$8,541.00
Excludes Seating, iPhone
Charger & Accessories.
Overall Dimensions:
142"W x 107"D x 65½"H

TYPICAL OS141				
MODEL #	QTY	DESCRIPTION	W x D x H	LIST PRICE
PL189	1	Bow Front Desk Shell	71 x 36/41 x 29½	\$619.00
PLTECSPST	1	Electric Single Post Adjustable Base	33 x 23¾ x 25-43¾	\$1,229.00
PL197	1	Bridge	42 x 24 x 29½	\$235.00
PL143	1	Credenza Shell	71 x 24 x 29½	\$389.00
PL166	1	Deluxe Full Pedestal - B/B/F	15½ x 22 x 28½	\$459.00
PL144OH	1	Open Hutch	71 x 15 x 36	\$559.00
PL44SLIDESGD	2	Sliding Glass Doors	18 x ½ x 15¾	\$175.00 ea.
PL44RAILSI	1	Rails For Glass Doors	1 x 1 x 69	\$102.00
PL118	1	Tack Board (Visconti Fabric)	68¾ x ½ x 16½	\$235.00
PL112	2	Two Drawer Lateral File	35½ x 22 x 29½	\$819.00 ea.
PL152	2	Storage Cabinet	35½ x 22 x 36	\$689.00 ea.
PL152SGD	2	Silver Frame Glass Cabinet Doors	16½ x ½ x 36	\$509.00 ea.
PLPULLRSI	11	Rectangular Pulls		\$30.00 ea.



← **SKU: TYPICAL OS10**
TOTAL LIST: \$3,000.00
Excludes Seating &
Accessories.

TYPICAL OS10				
MODEL #	QTY	DESCRIPTION	W x D x H	LIST PRICE
PL189	1	Bow Front Desk Shell	71 x 36/41 x 29½	\$619.00
PL112	1	Two Drawer Lateral File	35½ x 22 x 29½	\$819.00
PL113	1	Storage Cabinet	35½ x 22 x 29½	\$479.00
PL110	1	Top to Create Credenza	71 x 22 x 1	\$225.00
PL144OH	1	Open Hutch	71 x 15 x 36	\$559.00
PL44LD	2	Laminate Doors	17¾ x ½ x 15¾	\$52.00 ea.
PL118	1	Tack Board (Gray Fabric)	68¾ x ½ x 16½	\$195.00

TYPICAL OS6				
MODEL #	QTY	DESCRIPTION	W x D x H	LIST PRICE
PL134	1	Corner Desk Shell	42 x 42 x 29½	\$509.00
PL145	2	Reversible Return	47 x 24 x 29½	\$329.00 ea.
PL107	2	Hanging 3/4 Pedestal - B/F	15½ x 22 x 19	\$329.00 ea.



↓ **SKU: TYPICAL OS6**
TOTAL LIST: \$1,825.00
Excludes Keyboard System
& Accessories.
Overall Dimensions:
89¼"W x 89¼"D x 29½"H

TYPICAL CONFIGURATIONS

**PREMIUM GRADE LAMINATE
WORK SURFACES**

OS Laminate COLLECTION by OfficeSource®

Pictured in Coastal Gray & White w/NEW! Bradley & Tre Collections

COMBINATION



Optional Desk
Mount Power



SKU: TYPICAL OS21

TOTAL LIST: \$4,876.00

Excludes Seating & Accessories.

Overall Dimensions:

106½"W x 112"D x 65½"H

8 FINISH CHOICES

TYPICAL OS21

MODEL #	QTY	DESCRIPTION	W x D x H	LIST PRICE
PL189	1	Bow Front Desk Shell	71 x 36/41 x 29½	\$619.00
PL170	1	Bridge	47 x 24 x 29½	\$269.00
PL143	1	Credenza Shell	71 x 24 x 29½	\$389.00
PL166	1	Deluxe Full Pedestal - B/B/F	15½ x 22 x 28½	\$459.00
PL144OH	1	Open Hutch	71 x 15 x 36	\$559.00
PL44SGD	1	Silver Frame Glass Doors	17 x ¾ x 15¾	\$255.00
PL112	1	Two Drawer Lateral File	35½ x 22 x 29½	\$819.00
PL152	1	Storage Cabinet	35½ x 22 x 36	\$689.00
PL152SGD	1	Silver Frame Glass Cabinet Doors	16½ x ½ x 36	\$509.00
GBM1769WH	1	Magnetic Glass White Board	69 x ½ x 17	\$309.00



SKU: TYPICAL OS9

TOTAL LIST: \$3,466.00

Excludes Seating, Keyboard System, & Accessories.

Overall Dimensions:

107"W x 71"D x 65½"H

TYPICAL OS9

MODEL #	QTY	DESCRIPTION	W x D x H	LIST PRICE
PL177L	1	Desk w/Corner Extension - Lt	71 x 30/36/42/48 x 29½	\$769.00
PL193	1	Bridge	35 x 24 x 29½	\$225.00
PL143	1	Credenza Shell	71 x 24 x 29½	\$389.00
PL112	1	Two Drawer Lateral File	35½ x 22 x 29½	\$819.00
PL144OH	1	Open Hutch	71 x 15 x 36	\$559.00
PL44SGD	2	Silver Frame Glass Doors	17 x ¾ x 15¾	\$255.00 ea.
PL118	1	Tack Board (Gray Fabric)	68½ x ½ x 16½	\$195.00



SKU: TYPICAL OS36

TOTAL LIST: \$2,539.00

Excludes Seating, Keyboard System & Accessories.

Overall Dimensions:

72"W x 72"D x 42"H*

*Includes Transaction Top

TYPICAL OS36

MODEL #	QTY	DESCRIPTION	W x D x H	LIST PRICE
PL181R	1	Credenza w/Corner Ext. - Rt	66 x 24/36 x 29½	\$555.00
PL179	1	Reversible Return	30 x 24 x 29½	\$235.00
PL166	1	Deluxe Full Pedestal - B/B/F	15½ x 22 x 28½	\$459.00
PBTC66L	1	Corner Transaction Top - Left	72 x 12 x 1	\$215.00
PBTC66R	1	Corner Transaction Top - Right	72 x 12 x 1	\$215.00
PBP12	3	Posts	1¾ x 1¾ x 11¾	\$112.00 ea.
PB21266ACR	2	Acrylic Panel	66 x ¾ x 12	\$262.00 ea.



Pictured in Espresso & White



Pictured in Modern Walnut & White

INTERCHANGEABLE WITH
OTHER COLLECTIONS!
(PICTURED WITH VARIANT)

OS Laminate COLLECTION

by OfficeSource® Pictured in Espresso & White

COMBINATION



Pictured in White & Modern Walnut

↑ **SKU: TYPICAL OS110**
TOTAL LIST: \$3,276.00
Excludes Accessories.
Overall Dimensions:
72"W x 108"D x 65½"H

← **SKU: TYPICAL OS97**
TOTAL LIST: \$1,836.00
Excludes Seating & Accessories.
Overall Dimensions:
71"W x 78"D x 42½"H



Pictured in Modern Walnut & White

← **SKU: TYPICAL OS98**
TOTAL LIST: \$1,467.00
Excludes Seating & Accessories.
Overall Dimensions:
71"W x 36"D x 42½"H

TYPICAL OS110

MODEL #	QTY	DESCRIPTION	W x D x H	LIST PRICE
PL105	1	Desk Shell	71 x 30 x 29	\$479.00
PL166	1	Deluxe Full Pedestal - B/B/F	15½ x 22 x 28½	\$459.00
PL144OH	1	Open Hutch	71 x 15 x 36	\$559.00
PL44LD	1	Laminate Hutch Doors	17¼ x ½ x 15¾	\$52.00
PL44CHD	1	Center Hutch Divider	12 x 34 x 13	\$102.00
GBM1769WH	1	Magnetic Glass White Board	69 x ½ x 17	\$309.00
PLT2448	1	Return Top	48 x 24 x 1	\$235.00
PLT3072	1	Main Desk Top	72 x 30 x 1	\$339.00
PLTULEG30	2	Unite Leg	29½ x 1½ x 28½	\$235.00 ea.
PLTCBBDDESKBEAM72	1	Top Support Beam	67½ x 2 x 1	\$192.00
PLTFB	4	Flat Brackets		\$20.00 ea.


TYPICAL OS97

MODEL #	QTY	DESCRIPTION	W x D x H	LIST PRICE
PL169NTT	1	Reception Desk Shell	71 x 30 x 40½	\$599.00
PL169TT	1	Transaction Top	71 x 17½ x 1	\$129.00
PL169RISERBRU	1	Metal Counter Riser	3/4 Dia x 1 H	\$81.00
PL180	1	Reception Return Shell	42 x 24 x 40½	\$369.00
PL107	2	Hanging 3/4 Pedestal - B/F	15½ x 22 x 19	\$329.00 ea.

TYPICAL OS98

MODEL #	QTY	DESCRIPTION	W x D x H	LIST PRICE
PL169NTT	1	Reception Desk Shell	71 x 30 x 40½	\$599.00
PL169TT	1	Transaction Top	71 x 17½ x 1	\$129.00
PL169RISERBRU	1	Metal Counter Riser	3/4 Dia x 1 H	\$81.00
PL107	2	Hanging 3/4 Pedestal - B/F	15½ x 22 x 19	\$329.00 ea.

OS LAMINATE - FINISHES IN STOCK:



Drawer Pulls - Cherry, Mahogany, Honey, and Maple, come standard with black pulls, while Espresso, Modern Walnut, Coastal Gray and White come standard with silver. Optional silver and square handles are available for a small up charge.

TYPICAL CONFIGURATIONS



TECHNOLOGY



Optional Cord Management

↑ **SKU: TYPICAL OS13**
TOTAL LIST: \$6,717.00
Excludes Seating & Accessories.
Overall Dimensions:
142"W x 90"D x 65½"H



*Silver Pulls Standard on Espresso Finish

↑ **SKU: TYPICAL OS14**
TOTAL LIST: \$4,161.00
Excludes Seating & Accessories.
Overall Dimensions:
180"W x 71"D x 42"H



*Black Pulls Standard on Honey Finish

← **SKU: TYPICAL OS15**
TOTAL LIST: \$1,950.00
Excludes Accessories.
Overall Dimensions:
71"W x 83"D x 29½"H

TYPICAL OS13

MODEL #	QTY	DESCRIPTION	W x D x H	LIST PRICE
PLTVEC66R	1	Vector Table Top	66 x 42 x 1	\$505.00
PLTLEGPSI	2	Post Leg	2½ Dia x 28½	\$100.00 ea.
PLTAP15485S	1	Acrylic Modesty Panel	48 x ¼ x 15	\$215.00
PLTSDTMSI	1	Screen Bracket (Set of 2)		\$57.00
PL143	1	Credenza Shell	71 x 24 x 29½	\$389.00
PL166	1	Deluxe Full Pedestal - B/B/F	15½ x 22 x 28½	\$459.00
PL144OH	1	Open Hutch	71 x 15 x 36	\$559.00
PL44LD	2	Laminate Hutch Doors	17¾ x ½ x 15¾	\$52.00 ea.
PL118	1	Tack Board (Gray Fabric)	68¾ x ½ x 16½	\$195.00
PL112	2	Two Drawer Lateral File	35½ x 22 x 29½	\$819.00 ea.
PL152	2	Storage Cabinet	35½ x 22 x 36	\$689.00 ea.
PL152SGD	2	Silver Frame Glass Cabinet Doors	16½ x ½ x 36	\$509.00 ea.

TYPICAL OS14

MODEL #	QTY	DESCRIPTION	W x D x H	LIST PRICE
PLTVEC66R	2	Vector Table Top	66 x 42 x 1	\$505.00 ea.
PLTLEGPSI	4	Post Leg	2½ Dia x 28½	\$100.00 ea.
PLTAP15485S	2	Acrylic Modesty Panel	48 x ¼ x 15	\$215.00 ea.
PLTSDTMSI	2	Screen Bracket (Set of 2)		\$57.00 ea.
PL143	2	Credenza Shell	71 x 24 x 29½	\$389.00 ea.
PL166	2	Deluxe Full Pedestal - B/B/F	15½ x 22 x 28½	\$459.00 ea.
PB21271ACR	1	Acrylic Panel	71 x ¾ x 12	\$287.00
PBP12	2	Posts	1¾ x 1¾ x 11¾	\$112.00 ea.

TYPICAL OS15


MODEL #	QTY	DESCRIPTION	W x D x H	LIST PRICE
PLTARC71R	1	Arc Table w/Modesty Panel - Rt	71 x 48 x 29½	\$968.00
PL192	1	Reversible Return	35 x 24 x 29½	\$245.00
PL166	1	Deluxe Full Pedestal - B/B/F	15½ x 22 x 28½	\$459.00
PLTLEGPSI	2	Post Leg	2½ Dia x 28½	\$100.00 ea.
PLPULLHLNI	3	Silver Drawer Pulls		\$26.00 ea.



← **SKU: TYPICAL OS17**
TOTAL LIST: \$3,099.00
Excludes Seating & Accessories.
Overall Dimensions:
107"W x 71"D x 65½"H

TYPICAL OS17

MODEL #	QTY	DESCRIPTION	W x D x H	LIST PRICE
PLTARC71L	1	Arc Table w/Modesty Panel - Lt	71 x 48 x 29½	\$968.00
PLTLEGPBLK	2	Post Leg	2½ Dia x 28½	\$100.00 ea.
PL193	1	Bridge	35 x 24 x 29½	\$225.00
PL143	1	Credenza Shell	71 x 24 x 29½	\$389.00
PL166	1	Deluxe Full Pedestal - B/B/F	15½ x 22 x 28½	\$459.00
PL144OH	1	Open Hutch	71 x 15 x 36	\$559.00
PL44LD	2	Laminate Hutch Doors	17¼ x ½ x 15¼	\$52.00 ea.
PL118	1	Tack Board (Gray Fabric)	68% x ½ x 16½	\$195.00



← **SKU: TYPICAL OS70**
TOTAL LIST: \$4,162.00
Excludes Accessories.

TYPICAL OS70

MODEL #	QTY	DESCRIPTION	W x D x H	LIST PRICE
PLTCRS71	1	Crescent Table Top	71 x 36 x 1	\$439.00
PLTLEGPSI	4	Post Leg	2½ Dia x 28½	\$100.00 ea.
PLTAP1548S	1	Acrylic Modesty Panel	48 x ¼ x 15	\$215.00
PLTSDTMSI	1	Screen Bracket (Set of 2)		\$57.00
PL143	1	Credenza Shell	71 x 24 x 29½	\$389.00
PL148	1	Mobile Pedestal - B/B/F	16 x 22 x 28½	\$619.00
PL149	1	Mobile Pedestal - F/F	16 x 22 x 28½	\$649.00
PLPULLHLNI	5	Silver Drawer Pulls		\$26.00 ea.
PL144OH	1	Open Hutch	71 x 15 x 36	\$559.00
PL44SGD	2	Silver Frame Glass Doors	17 x ¾ x 15¼	\$255.00 ea.
PL118	1	Tack Board (Gray Fabric)	68% x ½ x 16½	\$195.00

*Black Pulls Standard on Maple Finish

TYPICAL OS52

MODEL #	QTY	DESCRIPTION	W x D x H	LIST PRICE
PLTCRS71	1	Crescent Table Top	71 x 36 x 1	\$439.00
PLTLEGPSI	4	Post Leg	2½ Dia x 28½	\$100.00 ea.
PL112	1	Two Drawer Lateral File	35½ x 22 x 29½	\$819.00
PL113	1	Storage Cabinet	35½ x 22 x 29½	\$479.00
PL110	1	Top To Create Credenza	71 x 22 x 1	\$225.00
PL144OH	1	Open Hutch	71 x 15 x 36	\$559.00
PL44SGD	2	Silver Frame Glass Doors	17 x ¾ x 15¼	\$255.00 ea.
PL118	1	Tack Board (Gray Fabric)	68% x ½ x 16½	\$195.00
PLPULLHLNI	4	Silver Drawer Pulls		\$26.00 ea.



*Black Pulls Standard on Maple Finish




↑ **SKU: TYPICAL OS18**
TOTAL LIST: \$3,089.00
Excludes Seating & Accessories.
Overall Dimensions:
90"W x 71"D x 65½"H

TYPICAL OS18

MODEL #	QTY	DESCRIPTION	W x D x H	LIST PRICE
PLTVEC66R	1	Vector Table Top	66 x 42 x 1	\$505.00
PLTLEGPSI	2	Post Leg	2½ Dia x 28½	\$100.00 ea.
PL143	1	Credenza Shell	71 x 24 x 29½	\$389.00
PL166	1	Deluxe Full Pedestal - B/B/F	15½ x 22 x 28½	\$459.00
PL144OH	1	Open Hutch	71 x 15 x 36	\$559.00
PL44SGD	2	Silver Frame Glass Doors	17 x ¾ x 15¼	\$255.00 ea.
PL118	1	Tack Board (Gray Fabric)	68% x ½ x 16½	\$195.00
PLTAP1548S	1	Acrylic Modesty Panel	48 x ¼ x 15	\$215.00
PLTSDTMSI	1	Screen Bracket (Set of 2)		\$57.00

OS LAMINATE ENCORE - FINISHES IN STOCK:



Drawer Pulls - Cherry, Mahogany, Honey, and Maple, come standard with black pulls, while Espresso, Modern Walnut, Coastal Gray and White come standard with silver. Optional silver and square handles are available for a small up charge.

DESIGN YOUR OWN WITH OfficeSource®

Pictured w/Torrance Collection

Variant **COLLECTION** by OfficeSource®


The Variant Collection by OfficeSource® boasts sleek, stylish components that promote diversity, simplicity and functional modularity. All leg options come standard with adjustable glides.

The Variant Collection coordinates well with OS Laminate Collection by OfficeSource® storage units, mounted hutches, privacy panels, upholstered seat cushions, surface mount electrics and cable management trays.


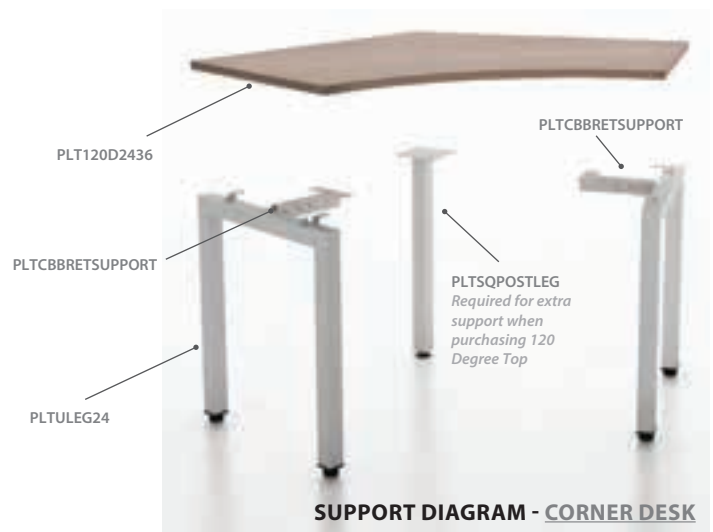
WORKSURFACES - 3 SHAPES, 18 SIZES & 8 FINISHES



VARIANT - FINISHES IN STOCK:




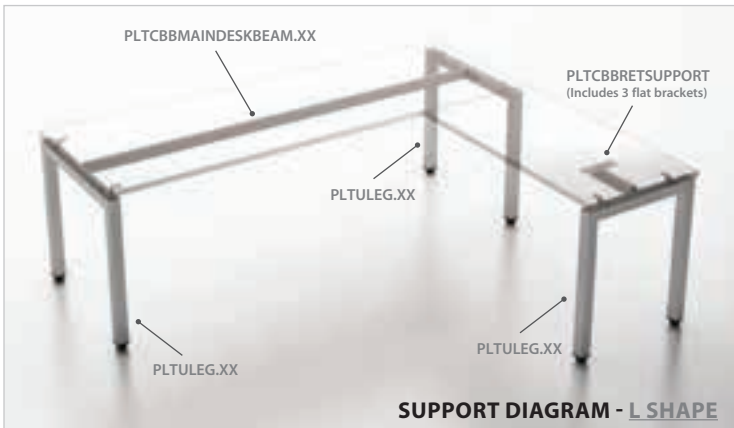
LEGS - 3 METAL LEG OPTIONS





TOPS, LEGS and/or SUPPORTS
Sold separately creating
flexible, modular
workstation options.

Pictured w/**NEW!** Remark Collection

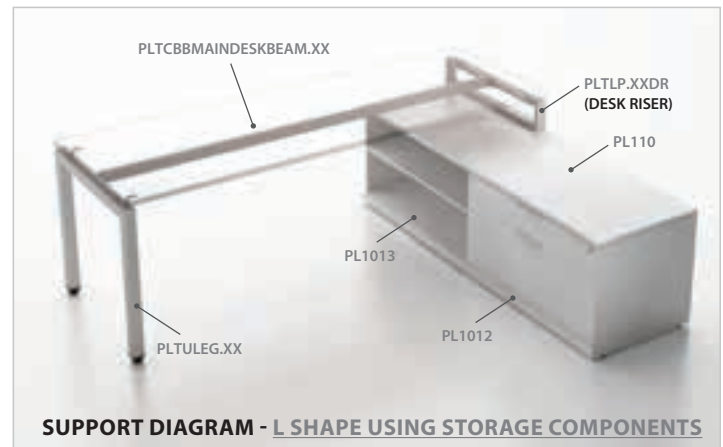


DESK RISER ALLOWS THE USE OF MODULAR STORAGE UNITS TO SUPPORT THE WORKSURFACE.

Lateral Files, Bookcases and Metal Benching Cabinets
can all be used to support tops using the Desk Riser.



SUPPORT DIAGRAM - USING STORAGE W/RISER



Variant **COLLECTION** by OfficeSource®

HOW TO ORDER

This selection guide is designed to walk you through the steps of specifying your workspace and inspire ideas for how the Variant Collection by OfficeSource® can meet your specific needs. Worksurfaces are available in 3 shapes and 8 laminate finishes.


FIRST - SELECT A WORKSURFACE




FIRST - SELECT A WORKSURFACE & SUPPORTS

SELECT WORKSURFACE (Top) Shape & Finish

1. Rectangular Desk Top, Return Top, Porkchop Top, 120 Degree Top
2. Size of Each Top
3. **Finishes In Stock:** Cherry, Mahogany, Honey, Maple, Espresso, Modern Walnut, Coastal Gray, & White*



SELECT SUPPORTS & HARDWARE



Please Note: Some configurations may require a stiffener bar (PLT60MS or PLT72MS) for additional support. Please consult our design department with any questions.

SELECT SUPPORTS & HARDWARE

1. Select correct Main Desk Beam depending on use of either the Unite, Arc or Oblique Leg.
 - (A) - Main beams are ordered by using the coordinating beam length to top size for example a 66" top will require a 66" main beam
2. All tops using either (2) Legs or (1) Leg and (1) Unite Desk Riser will require (1) Main Beam
3. When using a Return, a Return Beam is needed for Top sizes 60", 66" & 72"
 - (A) - Use a PLTRETSUPPORT for smaller tops 36", 42" & 48"
 - (B) - Configurations using a Bridge require (1) PLTUSUPPORT
 - (C) - When using porkchop top with return, the return beam must be 12" longer than the return top due to the extended corner.



SECOND - SELECT LEG TYPE



SECOND - SELECT A LEG TYPE

SELECT LEG TYPE

1. 3 Leg Bases To Choose From – (Unite, Arc & Oblique Leg)
 2. Freestanding tables require 2 legs
 3. Configurations using low cabinets require (1) Leg and (1) Desk Riser
 4. "Shared" or "Benching" configurations will require less legs
- Please Note:** Desk Riser required when using modular storage for support.



Variant **COLLECTION** by OfficeSource®

HOW TO ORDER

SEVERAL OPTIONS - The Variant Collection by OfficeSource® offers mounted hutches, privacy panels, upholstered seat cushions, surface mount electrics and a cable management tray. From classic offices to open concept layouts, the endless possibilities enhance creativity and productivity in the workplace.

THIRD - ADDITIONAL STORAGE & ACCESSORIES



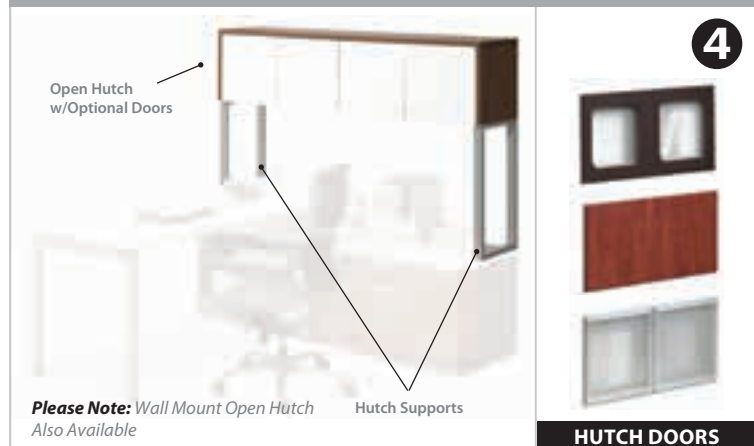
THIRD - ADDITIONAL STORAGE & ACCESSORIES

CONSIDER STORAGE OPTIONS & ACCESSORIES

- Below Surface/Tower Options Low Cabinets**
 - Cushion can be added to lower cabinets
- Pedestals**
 - Metal
 - Laminate
 - Cushion can be added to pedestals
- Towers**
 - PL207
 - PL166/1052/1053
 - PL175/1052/1053
- Hardwired Power Modular Electric Systems**
- Desktop Mounted Power Table Top**
 - OSF6000SI
- Under Surface Mount**
 - OSF5000BLK
- Wire Management**
 - Plastic Wire Management Coil
- Paper Slot Organizer**
 - Add to Top of Pedestal for Extra Storage & Support for Standing Height Leg.

Ready to Assemble
Some items in this collection come ready-to-assemble.

FOURTH - ABOVE WORKSURFACE STORAGE



FOURTH - ABOVE WORKSURFACE STORAGE

CONSIDER OPEN HUTCHES W/OPTIONAL DOORS

- Two Open Hutches – (36" & 71" Wide)
 - (A) Choose support height
- Three Wall Mount Hutches (31", 36½" & 71") No Supports
- Door Options for Open and Wall Mount Hutches

Please Note: Optional hutch doors available - four to choose from.



Open Hutch (Supports Required)
PL1008OH



Wall Mount Open Hutch (Doors Sold Separately)
PL209OH

FIFTH - CONSIDER ACRYLIC OR TACKABLE SCREENS



FIFTH - CONSIDER ACRYLIC OR TACKABLE SCREENS

CONSIDER MODESTY AND PRIVACY SCREENS

- Screens can be used in front of, between or under work surfaces
- Please select the correct bracket for the desired mounting type

Please Note: Brackets come in silver only. Must order 1 set for each Acrylic/Tackable Screen.



Surface Mount
PLTSDTMSI



Surface Mount
PLTSBUDMSGSLI



Dual Surface Mount
PLTSBUDMDUALSI

Gold Stars Indicate Product New for 2019.

UNITE & POST STYLE BASES

1 CHOOSE WORK SURFACE STYLE, SIZE & SHAPE - MANY TO CHOOSE FROM

MAIN DESK TOPS	LIST PRICE	ADD BEAMS	LIST PRICE
PLT2436 36"W x 24"D	\$205.00	+ PLTCBBDESKBEAM36	\$141.00
PLT2448 48"W x 24"D	\$235.00	+ PLTCBBDESKBEAM48	\$151.00
PLT2460 60"W x 24"D	\$265.00	+ PLTCBBDESKBEAM60	\$168.00
PLT2466 66"W x 24"D	\$289.00	+ PLTCBBDESKBEAM66	\$182.00
PLT2472 72"W x 24"D	\$289.00	+ PLTCBBDESKBEAM72	\$192.00
PLT3048 48"W x 30"D	\$255.00	+ PLTCBBDESKBEAM48	\$151.00
PLT3060 60"W x 30"D	\$319.00	+ PLTCBBDESKBEAM60	\$168.00
PLT3066 66"W x 30"D	\$339.00	+ PLTCBBDESKBEAM66	\$182.00
PLT3072 72"W x 30"D	\$339.00	+ PLTCBBDESKBEAM72	\$192.00
PLT3672 72"W x 36"D	\$409.00	+ PLTCBBDESKBEAM72	\$192.00

RETURN TOPS (36"-48" WIDE)	LIST PRICE	ADD BEAMS	LIST PRICE
PLT2436 36"W x 24"D	\$205.00	+ PLTCBBRETSUPPORT	\$101.00
PLT2442 42"W x 24"D	\$225.00	+ PLTCBBRETSUPPORT	\$101.00
PLT2448 48"W x 24"D	\$235.00	+ PLTCBBRETSUPPORT	\$101.00


(60"-72" WIDE)			
PLT2460 60"W x 24"D	\$265.00	+ PLTCBBRETURNBEAM60	\$205.00
PLT2466 66"W x 24"D	\$289.00	+ PLTCBBRETURNBEAM66	\$215.00
PLT2472 72"W x 24"D	\$289.00	+ PLTCBBRETURNBEAM72	\$225.00

PORKCHOP CREDENZA TOPS	ADD BEAMS	LIST PRICE
PLT663624L 66"W x 24-36"D	+ PLTCBBDESKBEAM66	\$399.00 \$182.00
PLT663624R 66"W x 24-36"D	+ PLTCBBDESKBEAM66	\$399.00 \$182.00
PLT723624L 72"W x 24-36"D	+ PLTCBBDESKBEAM72	\$519.00 \$192.00
PLT723624R 72"W x 24-36"D	+ PLTCBBDESKBEAM72	\$519.00 \$192.00

*Maximum return size is 60" on Porkchop Tops

120 DEGREE TOP	LIST PRICE	ADD BEAMS	LIST PRICE
PLT120D2436 62 1/4"W x 38 3/4"D	\$409.00	+ PLTCBBRETSUPPORT	\$101.00
Q SHAPE TOP	LIST PRICE	BULLET TOPS	LIST PRICE
PLT106T★ 72"W x 30/36"D	\$379.00	PLT131T★ 66"W x 30"D	\$309.00
		PLT147T★ 72"W x 36"D	\$379.00

VARIANT - FINISHES IN STOCK:



STIFFENERS	LIST PRICE
PLT60MS (For 60"W Tops)	\$40.00
PLT72MS (For 72"W Tops)	\$50.00

Stiffener is a beam used to prevent aging of table tops.

2 CHOOSE BASE STYLE - UNITE (TWO HEIGHT OPTIONS!) & POST STYLE



UNITE LEG BASES - 28 1/2"H	LIST PRICE	UNITE LEG BASES - 41"H	LIST PRICE
PLTULEG24 (For 24"D Tops)	\$225.00	PLTULEG2441 (For 24"D Tops)	\$259.00
PLTULEG30 (For 30"D Tops)	\$235.00	PLTULEG3041 (For 30"D Tops)	\$265.00
PLTULEG36 (For 36"D Tops)	\$319.00	PLTULEG3641 (For 36"D Tops)	\$349.00
PLTULEG48 (For (2) 24"D Tops)	\$339.00	PLTULEG4841 (For (2) 24"D Tops)	\$379.00
PLTULEG60 (For (2) 30"D Tops)	\$359.00	PLTULEG6041 (For (2) 30"D Tops)	\$409.00

Finishes In Stock: Silver, White & NEW! Matte Black

Please Note: 41"H Legs require additional PLTCBBDESKBEAMS

UNITE ADJUSTABLE HEIGHT LEG BASES	LIST PRICE
24 - 28 1/2"H	
PLTULEG2485H★	\$249.00
(For 24"D Tops)	
PLTULEG3085H★	\$299.00
(For 30"D Tops)	

Finishes In Stock: Silver, White & Matte Black

DESK RISER	LIST PRICE
Desk Riser used when using modular storage for support.	
PLTLTP24DR (For 24"D Tops)	\$123.00
PLTLTP30DR (For 30"D Tops)	\$145.00

Finishes In Stock: Silver, White & NEW! Matte Black★

OFFSET SQUARE LEG	LIST PRICE
PLTSQPOSTLEG	\$175.00

Finishes In Stock: Silver, White & NEW! Matte Black

U-SUPPORT BRACKET	LIST PRICE
(PAIR) 4 FLAT BRACKETS	
PLTUSUPPORT	\$112.00

OPTIONAL CASTERS	LIST PRICE
(PAIR) For Unite Adj. Height Base	
PLTULEGCASTERS★	\$45.00

Gold Stars Indicate Product New for 2019.

NEED MORE LEG ROOM?



HALF LEG - 28 1/2"H
PLTULEGHALF
List: \$185.00

Ideal for shared *single depth* work surfaces. Allows more leg room. (For 24" or 30"D Tops)

Stocked In: Silver, White & NEW! Matte Black★

INSET LEGS are ideal for shared *double depth* work surfaces. Allows more leg room. (For 24" or 30"D Tops)



INSET LEG - 28 1/2"H
PLTULEG4860ILCMB

Includes wire management cover

List: \$509.00

Stocked In: Silver, White & NEW! Matte Black★

Removeable Wire Management Cover



INSET LEG - 41"H
PLTULEG4860ILMB41

List: \$409.00

INSET LEG COVER
(FOR 41"H LEG)

PLTULEG4860C41

List: \$225.00

41"H Leg & Cover
Stocked In: Silver

NEW! SEE PAGE 56



METAL SIDE PANEL
(Mounts inside U legs)

ARC, VERTEX & OBLIQUE BASES



1 CHOOSE WORK SURFACE STYLE, SIZE & SHAPE - MANY TO CHOOSE FROM

MAIN DESK TOPS	LIST PRICE	ADD BEAMS	LIST PRICE
PLT2436 36"W x 24"D	\$205.00	+ PLTMAINDESKBEAM36	\$61.00
PLT2448 48"W x 24"D	\$235.00	+ PLTMAINDESKBEAM48	\$71.00
PLT2460 60"W x 24"D	\$265.00	+ PLTMAINDESKBEAM60	\$88.00
PLT2466 66"W x 24"D	\$289.00	+ PLTMAINDESKBEAM66	\$102.00
PLT2472 72"W x 24"D	\$289.00	+ PLTMAINDESKBEAM72	\$112.00
PLT3048 48"W x 30"D	\$255.00	+ PLTMAINDESKBEAM48	\$71.00
PLT3060 60"W x 30"D	\$319.00	+ PLTMAINDESKBEAM60	\$88.00
PLT3066 66"W x 30"D	\$339.00	+ PLTMAINDESKBEAM66	\$102.00
PLT3072 72"W x 30"D	\$339.00	+ PLTMAINDESKBEAM72	\$112.00
PLT3672 72"W x 30"D	\$409.00	+ PLTMAINDESKBEAM72	\$112.00



Gold Stars Indicate
Product New for 2019.

RETURN TOPS (36"-48" WIDE)	LIST PRICE	ADD BEAMS	LIST PRICE
PLT2436 36"W x 24"D	\$205.00	+ PLTRETSUPPORT	\$61.00
PLT2442 42"W x 24"D	\$225.00	+ PLTRETSUPPORT	\$61.00
PLT2448 48"W x 24"D	\$235.00	+ PLTRETSUPPORT	\$61.00

(60"-72" WIDE)			
PLT2460 60"W x 24"D	\$265.00	+ PLTRETURNBEAM60	\$165.00
PLT2466 66"W x 24"D	\$289.00	+ PLTRETURNBEAM66	\$175.00
PLT2472 72"W x 24"D	\$289.00	+ PLTRETURNBEAM72	\$185.00


PORKCHOP CREDENZA TOPS	ADD BEAMS	LIST PRICE
PLT663624L 66"W x 24-36"D	+ PLTMAINDESKBEAM66	\$102.00
PLT663624R 66"W x 24-36"D	+ PLTMAINDESKBEAM66	\$102.00
PLT723624L 72"W x 24-36"D	+ PLTMAINDESKBEAM72	\$112.00
PLT723624R 72"W x 24-36"D	+ PLTMAINDESKBEAM72	\$112.00

*Maximum return size is 60" on Porkchop Tops

120 DEGREE TOP	LIST PRICE	ADD BEAMS	LIST PRICE
PLT120D2436 62¼"W x 38¾"D	\$409.00	+ PLTRETSUPPORT	\$61.00

Q SHAPE TOP	LIST PRICE	BULLET TOPS	LIST PRICE
PLT106T 72"W x 30/36"D	\$379.00	PLT131T 66"W x 30"D	\$309.00
		PLT147T 72"W x 36"D	\$379.00

VARIANT - FINISHES IN STOCK:



STIFFENERS	LIST PRICE
PLT60MS (For 60"W Tops)	\$40.00
PLT72MS (For 72"W Tops)	\$50.00

Stiffener is a beam used to prevent aging of table tops.

2 CHOOSE BASE STYLE - ARC, VERTEX & OBLIQUE STYLE



ARC LEG BASES - 28½"H	LIST PRICE	OBLIQUE LEG BASES - 28½"H	LIST PRICE
PLTARCLEG2430 (For 24"D & 30" Tops)	\$199.00	PLTVALEG2430 (For 24"D & 30" Tops)	\$195.00
PLTARCLEG4860 (For 48"D & 60" Tops)	\$210.00	PLTVALEG3642 (For 36"D & 42" Tops)	\$255.00
PLTMBMBC (Pair) Beam Connector (For PLTARCLEG4860)	\$50.00	PLTVALEG4860 (For 48"D & 60" Tops)	\$299.00
		Finish In Stock: Silver & White	
VERTEX LEG	LIST PRICE	U-SUPPORT BRACKET (PAIR) 4 FLAT BRACKETS	LIST PRICE
PLTWML (Silver, White, & NEW! Matte Black)	\$205.00	PLTUSUPPORT	\$112.00



DESK RISER	LIST PRICE
PLTLTP24DR (For 24"D Tops)	\$123.00
PLTLTP30DR (For 30"D Tops)	\$145.00
Finishes In Stock: Silver, White & NEW! Matte Black	
OFFSET SQUARE LEG	
PLTSQPOSTLEG	\$175.00
Finishes In Stock: Silver, White & Matte Black	

NEED MORE
LEG ROOM?



HALF LEG - 28½"H
PLTULEGHALF
List: \$185.00

Ideal for shared *single depth* work surfaces. Allows more leg room. (For 24" or 30" Tops)

Stocked In: Silver, White & **NEW!** Matte Black

INSET LEGS are ideal for shared *double depth* work surfaces. Allows more leg room. (For 24" or 30" Tops)

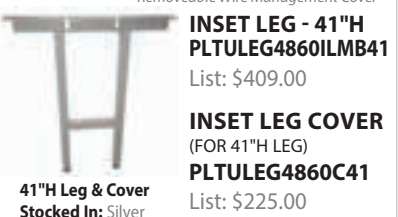


INSET LEG - 28½"H
PLTULEG4860ILCMB

Includes wire management cover
List: \$509.00

Stocked In: Silver, White & **NEW!** Matte Black

Removeable Wire Management Cover



INSET LEG - 41"H
PLTULEG4860ILMB41
List: \$409.00

INSET LEG COVER
(FOR 41"H LEG)
PLTULEG4860C41
List: \$225.00

3 CONSIDER ADDITIONAL STORAGELateral
w/Top
Cushion**TWO DRAWER LATERAL FILE****PL112** (w/Removable Top)

35½"W x 22"D x 29½"H \$819.00

**2 DRAWER PERSONAL CABINET****PL1012***

35½"W x 22"D x 22"H \$899.00

**OPEN BOOKCASE****PL1013***

35½"W x 22"D x 22"H \$409.00

*PL1012 & PL1013 - Top not included, requires PL109 or PL110.




Lime Green Fabric

TOP CUSHION**CUSH2136**

\$269.00

(For PL112, PL1012 & PL1013)

**CUSH2136 Requires PL109 or PL110

**FILE/CREDENZA TOPS - 22"D****PL109** File Top - 35½"W \$165.00**PL110** Credenza Top - 71"W \$225.00**Laminate Finishes In Stock:**

Cherry, Mahogany, Honey, Maple, Espresso, Modern Walnut, Coastal Gray & White*

Top Cushion Upholsteries In Stock:

Celestial Blue, Lime Green & Dark Gray

Some items in this collection
come ready-to-assemble.Gold Stars Indicate
Product New for 2019.#830BF
w/Casters**TWO DRAWER METAL CABINETS****830BF** 2 Drawer File

30"W x 19"D x 20"-23"H \$819.00

836BF 2 Drawer File

36"W x 19"D x 20"-23"H \$899.00

#83000
w/Sofa Legs**OPEN METAL BOOKCASE****83000** Bookcase w/Shelf

30"W x 19"D x 20"-23"H \$559.00

83600 Bookcase w/Shelf

36"W x 19"D x 20"-23"H \$619.00

**CHOOSE YOUR CABINET
BASE STYLE****METAL CABINET BASE OPTIONS****83CASTERS** Heavy Duty Casters

(Set of 4) \$100.00

83SL Sofa Legs (Set of 4) \$60.00**Metal Cabinets Finishes In Stock:**

Silver & White

**METAL PEDESTALS LIST PRICE****CPSBBF** (Box/Box/File)

15"W x 22"D x 26¾"H \$449.00

CPSFF (File/File)

15"W x 22"D x 26¾"H \$449.00

OPTIONAL CASTERS**CPPCASTERS** \$40.00

Pedestals w/Casters (27"H)

**MOBILE METAL PEDESTAL****CPSBF** (Box/File) - Casters Included

15"W x 22"D x 22¼"H \$399.00

PEDESTAL TOP CUSHION**CUSH1522** (For CPS Peds) \$133.00**COMBINED STORAGE
ADDED CABINET TO PEDESTAL**#PL1053
(PL166/PL175 Required)#PL1052
(PL166/PL175 Required)★ **NEW!**#PL1066
(Mounts on top of pedestal forming
support for Standing Height Leg.)Mobile Laminate
Pedestal w/Top Cushion**MOBILE LAMINATE PEDESTAL****PL1007** (Box/File) - Casters Included

16"W x 22½"D x 22½"H \$509.00

PEDESTAL TOP CUSHION**CUSH1623** (For PL1007) \$143.00**OPEN CABINET****LIST PRICE****PL1053** (For PL166, PL175)

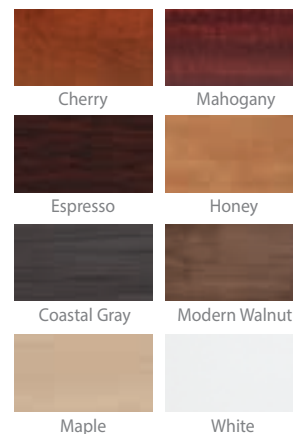

16"W x 22½"D x 20¾"H \$309.00


DOOR CABINET**LIST PRICE****PL1052** (For PL166, PL175)16"W x 22½"D x 20¾"H \$389.00
(Reversible)**PAPER TRAY****LIST PRICE**★ **PL1066** (For PL166, PL175)16"W x 22½"D x 11½"H \$215.00
(2 Paper Slots)**Laminate Finishes In Stock:**

Cherry, Mahogany, Honey, Maple, Espresso, Modern Walnut, Coastal Gray & White*

Top Cushion Upholsteries In Stock:

Celestial Blue, Lime Green & Dark Gray.

Metal Pedestals Finishes In Stock:Black, Charcoal, Light Gray, Silver & White.
CPSBF (White & Silver Only).**FINISHES IN STOCK:****METAL FINISHES IN STOCK:****CUSHION UPHOLSTERIES
IN STOCK:****SEE STORAGE SECTION
SECTION FOR
OPTIONAL DRAWER PULLS**



4 CONSIDER ABOVE WORKSPACE STORAGE

→ WALL MOUNTED OPEN HUTCH

STORAGE OPTIONS



Open Hutch Pictured w/Optional Silver Framed Glass Doors



Open Hutch



Open Hutch Pictured w/Optional Laminate Doors

OPEN HUTCH - WALL MOUNT

- 15"D x 17"H

LIST PRICE

PL209OH* - 31"W

\$339.00

*Doors Not Included

OPEN HUTCH - WALL MOUNT

- 15"D x 17"H

LIST PRICE

PL208OH* - 36½"W

\$369.00

*Doors Not Included

OPEN HUTCH - WALL MOUNT

- 15"D x 17"H

LIST PRICE

PL2044OH* - 71"W

\$619.00

*Doors Not Included

→ OPEN HUTCH & SUPPORTS - (SUPPORTS REQUIRED)




OPEN HUTCH LIST PRICE

PL1044OH* Doors Not Included
71"W x 15"D x 16½"H \$629.00

PL1008OH* Doors Not Included
36½"W x 15"D x 16½"H \$379.00
*Requires PLTLPHS

Please Note: PL1044OH & PL1008OH are not compatible with the sliding glass doors.



HUTCH SUPPORTS LIST PRICE

PLTLPHS27 27"H (pair) \$279.00

PLTLPHS20 20"H (pair) \$235.00

Sold & priced as pair

PLTLP27HSGSLIDE* (Set of 2) \$20.00

Hutch Supports Colors In Stock:
Silver, White & **NEW!** Matte Black ★

*Raises the height of the PLTLPHS27 to be flush with a desk top. Allows PL1044OH to become desk mounted for use in benching.



Adjustable black shelves can be placed vertical or horizontal.

SUPPORT - VERTICAL HUTCH ORGANIZER

PL1022VHO

18¼"W x 13¾"-14¾"D x 27½"H

- 1 Fixed Shelf (Finish matched)
- + 5 Adjustable Shelves (Black)
- Adj. Shelves can be inserted horizontally or vertically.

List: \$329.00 (For PL1044OH Only)

→ OPTIONAL HUTCH DOORS



OPTIONAL LAMINATE FRAMED GLASS DOORS

Set of 2

LIST PRICE

PL44GLDRL - (See Below) \$155.00

OPTIONAL LAMINATE DOORS

Set of 2

LIST PRICE

PL41LD - (For PL209) \$50.00

PL44LD - (See Below) \$52.00



OPTIONAL SILVER FRAMED GLASS DOORS

Set of 2

LIST PRICE

PL41SGD - (For PL209) \$255.00

PL44SGD - (See Below) \$255.00

OPTIONAL SLIDING GLASS DOORS

(2 Door Span)

LIST PRICE

PL44SLIDESGD \$175.00

PL44RAILSI

- (Rails For PL144OH/PL2044OH) \$102.00

PL08RAILSI

- (Rails For PL208OH) \$69.00

Please Note: PL1044OH & PL1008OH are not compatible with the sliding glass doors.

OPTIONAL LOCK



NEW! HUTCH DOOR LOCK

PLLDLOCK ★
List: \$39.00 ea.

Finishes In Stock:
SI Silver & **BLK** Black



Please Note: All SKUs beginning with **PL44** above are (For PL144OH, PL1044OH, PL1008OH & PL208OH, PL2044OH)

FABRIC SCREEN - TACKABLE
(Desktop Mountable)



ACRYLIC SCREEN
(Top or Under Mountable)



5 CONSIDER OPTIONAL ACRYLIC, TACKABLE PRIVACY SCREENS, METAL SIDE PANELS & ACCESSORIES

ACRYLIC SCREENS - 1/4"D x 15"H

MODEL #	SIZE	LIST PRICE
PLTAP1524S	24" Wide	\$165.00
PLTAP1530S	30" Wide	\$165.00
PLTAP1536S	36" Wide	\$175.00
PLTAP1542S	42" Wide	\$200.00
PLTAP1548S	48" Wide	\$215.00
PLTAP1554S	54" Wide	\$235.00
PLTAP1566S	66" Wide	\$245.00

FABRIC SCREENS - 1/2"D x 15"H

MODEL #	SIZE	LIST PRICE
PLTFP1524	24" Wide	\$115.00
PLTFP1530	30" Wide	\$115.00
PLTFP1536	36" Wide	\$125.00
PLTFP1548	48" Wide	\$165.00
PLTFP1554	54" Wide	\$185.00
PLTFP1566	66" Wide	\$205.00

FABRIC SCREENS - UPHOLSTERIES IN STOCK:



Celestial Blue

Lime Green

Dark Gray

METAL SIDE PANEL - 3/4"D x 25"H
(For U Style Leg Bases)

MODEL #	SIZE	LIST PRICE
PLTULEGFMPEPP24 ★	24" - 19 1/4"W	\$119.00
PLTULEGFMPEPP30 ★	30" - 25 1/4"W	\$139.00
PLTULEGFMPEPP48 ★	48" - 43 1/2"W	\$249.00
PLTULEGFMPEPP60 ★	60" - 55 3/4"W	\$279.00

METAL SIDE PANEL
(Mounts inside U legs)
*Leg sold separately

ACRYLIC SCREEN BRACKETS

UNDER DESK MOUNT SCREEN BRACKET

PLTSBUDMSGLSI (Set of 2) \$67.00
Brackets mount on to 1" work surfaces when screens are installed as a desk divider. Brackets can also be mounted to the underside of the work surface when using a screen as a modesty panel. Requires worksurface overhang.



PLTSBUDMSGLSI

DUAL UNDER DESK MOUNT SCREEN BRACKET

PLTSBUDMDUALSI (Set of 2) \$87.00
Brackets mount between two back to back 1" work surfaces when screens are installed as a desk divider between the two work surface. Brackets attach with wood screws to the underside of the workstation. Requires worksurface overhang.



PLTSBUDMDUALSI

DESK MOUNT SCREEN BRACKET

PLTSDTMSI (Set of 2) \$57.00
Brackets mount directly to the top of the work surface when screens are installed as a desk divider. Brackets can also mount to the underside of the work surface when screens are being used as a modesty panel.



PLTSDTMSI

Please Note: Brackets come in Silver Only. Must order 1 set for each Acrylic Screen

METAL SIDE PANELS FINISHES IN STOCK:



Matte Black

Silver

White



Some items in this collection come ready-to-assemble.



Gold Stars Indicate Product New for 2019.

MISCELLANEOUS ACCESSORIES



DOUBLE WIRE MESH TRAY



SINGLE WIRE MESH TRAY



TROUGH

WIRE TRAYS

PLTWTDOUBLE18 (Black Only)
18" Double Wire Mesh Tray \$92.00

PLTWTSINGLE18 (Black Only)
18" Single Wire Mesh Tray \$61.00

TROUGH

PLTPC18 (Black Only)
18" Power Trough w/Cover \$60.00

CABLE MANAGEMENT

★ **CMS04** Rectangular Snake (Black Only)
18"L x 1 3/8"Dia \$80.00

★ **CMS05** Coil Snake (Black Only)
18"L x 1 3/8"Dia \$60.00

CMS03SI Spine (Silver Only)
30" Flexible Cord Concealer \$62.00
Please Note: CMS05 & CMS03SI not pictured.



#CMS04

POWER MODULES

DESK MOUNT POWER

OSF9500 (White) ★ \$299.00
2 UL Power Outlets, 2 USB Ports
Able to be Daisy Chained. Comes w/3 Mounts



TABLE MOUNTED



UNDER TABLE POWER MODULE

UNDER TABLE POWER MODULE
OSF5000BLK (Black) \$185.00
3 Outlets, 2 Dual USB Port
Able to be Daisy Chained

SEE ACCESSORIES SECTION FOR COMPLETE LIST!



Pictured w/CoolMesh Pro Collection

Variant COLLECTION by OfficeSource®



TYPICAL OS131
TOTAL LIST: \$4,374.00
Excludes Seating & Accessories.
Overall Dimensions:
72"W x 102"D x 29½"H*
**Height does not include hutch.*



Optional Desk
Mount Power

TOP CUSHIONS - UPHOLSTERIES IN STOCK:



Celestial Blue

Lime Green

Dark Gray

Unite Leg - 41"H
Color In Stock: Silver

Vertex Colors In Stock:
Silver, White, Black

Desk Risers Colors In Stock:
Silver, White

VARIANT - FINISHES IN STOCK:



Cherry

Espresso

Mahogany

Honey

Maple

Modern Walnut

Coastal Gray

White*
(Selected SKUs)

TYPICAL OS156 ★
TOTAL LIST: \$3,897.00

Excludes Seating & Accessories.

Overall Dimensions: 180"W x 24"D x 42"H

TYPICAL OS156				
MODEL #	QTY	DESCRIPTION	W x D x H	LIST PRICE
PL166	3	Deluxe Full Pedestal - B/B/F	15½ x 22 x 28½	\$459.00 ea.
PL1066	3	2 Slot Paper Tray	16 x 22½ x 11½	\$215.00 ea.
PLTULEG2441	3	Unite Leg Base - 41"H	24 x 11½ x 41	\$259.00 ea.
PLT2460	3	Return Top	60 x 24 x 1	\$265.00 ea.
PLTCBBRETSUPPORT	3	Return Support Bracket		\$101.00 ea.

TYPICAL OS131				
MODEL #	QTY	DESCRIPTION	W x D x H	LIST PRICE
PLT3072	1	Main Desk Top	72 x 30 x 1	\$339.00
PLT72MS	1	Stiffener Support	60¼ x 2¼ x 1	\$50.00
PLTULEG30	1	Unite Leg	29½ x 11½ x 28½	\$235.00
PLTWML	1	Vertex Leg (Silver)	8 x 21 x 28½	\$205.00
PLT2472	1	Return Desk Top	72 x 24 x 1	\$289.00
PLT60MS	1	Stiffener Support	48 x 2¼ x 1	\$40.00
PLTRETSUPPORT	1	Desk Support Bracket		\$61.00
PLTCBBRETSUPPORT	1	Return Support Bracket		\$101.00
PLTLP24DR	1	Desk Riser	24"Dia x 6½	\$123.00
PL1012	1	Two Drawer Personal Cabinet	35½ x 22 x 22	\$899.00
PL1013	1	Open Bookcase	35½ x 22 x 22	\$409.00
PL110	1	Top (To Create Credenza)	71 x 22 x 1	\$225.00
CUSH2136	1	Top Cushion	35½ x 22 x 1½	\$269.00
PL2044OH	1	Wall Mount - Open Hutch	71 x 15 x 17	\$619.00
PL44SGD	2	Silver Framed Glass Doors	17 x ¾ x 15¾	\$255.00 ea.

★ Gold Stars Indicate
Product New for 2019.

TYPICAL CONFIGURATIONS

Pictured w/Franklin & Integrate Collections

↑ **TYPICAL OS157** ★
TOTAL LIST: \$10,966.00
Excludes Seating & Accessories.
Overall Dimensions: 144"W x 142"D x 45"H
(Does not include Hutch)

Variant COLLECTION

by OfficeSource®



↑ **TYPICAL OS158** ★
TOTAL LIST: \$7,626.00
Excludes Seating & Accessories.
Overall Dimensions: 142"W x 48"D x 42"H
(Quad Station Only)

★ Gold Stars Indicate
Product New for 2019.

↓ **TYPICAL OS140**
TOTAL LIST: \$3,232.00
Excludes Seating & Accessories.
Overall Dimensions:
60"W x 60"D x 29½"H



TYPICAL OS157

MODEL #	QTY	DESCRIPTION	W x D x H	LIST PRICE
PL1012	4	Two Drawer Personal Cabinet	35½ x 22 x 22	\$899.00 ea.
PL1013	4	Open Bookcase	35½ x 22 x 22	\$409.00 ea.
PL110	4	Credenza Top	71 x 22 x 1	\$225.00 ea.
CUSH2136	4	Top Cushion	35½ x 22 x 1½	\$269.00 ea.
PLTLP24DR	4	Desk Riser	24"Dia x 6½	\$123.00 ea.
PLT2472	4	Return Desk Top	72 x 24 x 1	\$289.00 ea.
PLTULEG48	2	Unite Leg	48 x 1½ x 28½	\$339.00 ea.
PLTCBBDESKBEAM72	4	Top Support Beam	67½ x 2 x 1	\$192.00 ea.
PLTSBUDMDUALSI	2 Pairs	Dual Mount Screen Bracket	5¼ x 1¾ x 3¾	\$87.00 ea.
PLTAP1566S	2	Acrylic Screen	66 x ¼ x 15	\$245.00 ea.


TYPICAL OS158

MODEL #	QTY	DESCRIPTION	W x D x H	LIST PRICE
PL1113	1	Storage Cabinet	35½ x 22 x 29½	\$479.00
PL1112	2	Two Drawer Lateral File	35½ x 22 x 29½	\$819.00 ea.
PL109	3	File/Credenza Top	35½ x 22	\$165.00 ea.
PL166	4	Deluxe Full Pedestal - B/B/F	15½ x 22 x 28½	\$459.00 ea.
PL1066	4	2 Slot Paper Tray	16 x 22½ x 11½	\$215.00 ea.
PLT2472	4	Return Desk Top	72 x 24 x 1	\$289.00 ea.
PLTULEG4841	2	Unite Leg Base - 41"H		\$379.00 ea.
PLTCBBRETSUPPORT	4	Return Bracket		\$101.00 ea.

TYPICAL OS140

MODEL #	QTY	DESCRIPTION	W x D x H	LIST PRICE
PLT3060	2	Rectangular Top	60 x 30 x 1	\$319.00 ea.
PLTCBBDESKBEAM60	2	Top Support Beam	2 x 55 x 1	\$168.00 ea.
PLTULEG60	2	Unite Leg	60"Dia x 28½	\$359.00 ea.
PLTAP1554S	1	Acrylic Screen	54 x ¼ x 15	\$235.00
PLTSBUDMDUALSI	1	Dual Mount Screen Bracket (Set of 2)	5¼ x 1¾ x 3¾	\$87.00
SS3221BLK	2	Pneumatic Desk Riser	31½ x 21½ x 8-16	\$609.00 ea.

VARIANT - FINISHES IN STOCK:



Unite Leg Colors In Stock: Silver, White & **NEW!** Matte Black ★
Unite Leg - 41"H - Color In Stock: Silver

ADDED ACCESSORIES!
PICTURED WITH **NEW!** DESKTOP
POWER MODULE & **NEW!** WIRE
MANAGEMENT SLEEVE!



Pictured w/**NEW!** Viking Collection

Variant COLLECTION by OfficeSource®

NEW!
FINISH

MATTE BLACK BASE OPTION!
28-1/2"H Bases Only



TYPICAL OS143

TOTAL LIST: \$7,440.00

Excludes Seating & Accessories.

Overall Dimensions: 203"W x 72"D x 65½"H



TYPICAL OS143

MODEL #	QTY	DESCRIPTION	W x D x H	LIST PRICE
PLT3072	2	Main Desk Top	72 x 30 x 1	\$339.00 ea.
PLTULEG30	4	Unite Leg	29½ x 1½ x 28½	\$235.00 ea.
PLTCBBDDESKBEAM72	2	Top Support Beam	67½ x 2 x 1	\$192.00 ea.
PLT2448	2	Return Top	48 x 24 x 1	\$235.00 ea.
PLTULEG24	2	Unite Leg	23½ x 1½ x 28½	\$225.00 ea.
PLTCBBRETSUPPORT	2	Return Support Bracket	43½ x 2 x 1	\$101.00 ea.
PL207	2	Wardrobe Storage Unit	23¼ x 23¼ x 65½	\$1,649.00 ea.
PL1007	2	Mobile Pedestal - B/F	16 x 22½ x 22½	\$509.00 ea.



TYPICAL OS78

TOTAL LIST: \$14,101.00

Excludes Seating & Accessories.

Overall Dimensions: 216"W x 145"D x 46"H



TYPICAL OS78

MODEL #	QTY	DESCRIPTION	W x D x H	LIST PRICE
PLT2472	6	Main Desk Top	72 x 24 x 1	\$289.00 ea.
PLTULEG48	2	Unite Leg	48 x 1½ x 28½	\$339.00 ea.
PLTULEG4860ILCMB	2	Unite Inset Leg	35 x 10½ x 28½	\$509.00 ea.
PLTCBBDDESKBEAM72	6	Top Support Beam	67½ x 2 x 1	\$192.00 ea.
PL1044OH	6	Open Hutch	71 x 15 x 16½	\$629.00 ea.
PLTLPHS27	3	Hutch Supports (Pair)	14 x 2 x 27	\$279.00 ea.
PLTLP27HSGSLIDE	6	Glides (Set of 2)		\$20.00 ea.
PL1007	6	Mobile Pedestal - B/F	16 x 22½ x 22½	\$509.00 ea.
CUSH1623	6	Top Cushion	15½ x 22½ x 1½	\$143.00 ea.
PLTFP1566	3	Fabric Screen	66 x ½ x 15	\$205.00 ea.
PLTSBUDMDUALSI	3	Dual Mount Screen Bracket (Set of 2)	5¼ x 1¼ x 3¼	\$87.00 ea.



SKU: TYPICAL OS159 ★

TOTAL LIST: \$9,278.00

Excludes Seating & Accessories.

Overall Dimensions: 150"W x 78"D x 45"H

TYPICAL OS159

MODEL #	QTY	DESCRIPTION	W x D x H	LIST PRICE
PLT120D24366	6	120 Degree Top	62¼ x 38¾ x 1	\$409.00 ea.
PLTULEG48	4	Unite Leg	48 x 1½ x 28½	\$339.00 ea.
PLTSQPOSTLEG	4	Offset Square Legs	2 x 2 x 28½	\$175.00 ea.
PLTCBBRETSUPPORT	8	Return Support Bracket		\$101.00 ea.
PLTFP1536	6	Fabric Screen	36 x ½ x 15	\$125.00 ea.
PLTSBUDMDUALSI	6	Dual Mount Screen Bracket (Set of 2)	5¼ x 1¼ x 3¼	\$87.00 ea.
PL1007	4	Mobile Pedestal - B/F	16 x 22½ x 22½	\$509.00 ea.
CUSH1623	4	Top Cushion	15½ x 22½ x 1½	\$143.00 ea.
PLTFB	4	Flat Brackets		\$20.00 ea.



Gold Stars Indicate
Product New for 2019.

Variant COLLECTION

by OfficeSource® Pictured w/CoolMesh Pro Collection



TYPICAL OS104

TOTAL LIST: \$11,241.00

Excludes Seating & Accessories.

Overall Dimensions: 216"W x 71"D x 50½"H



TYPICAL OS46

TOTAL LIST: \$6,424.00

Excludes Seating & Accessories.

Overall Dimensions:
174"W x 72"D x 49"H



SKU: TYPICAL OS160 ★

TOTAL LIST: \$8,320.00


Excludes Seating & Accessories.

Overall Dimensions: 144"W x 144"D x 45"H



Gold Stars Indicate
Product New for 2019.

VARIANT - FINISHES IN STOCK:



TYPICAL OS104

MODEL #	QTY	DESCRIPTION	W x D x H	LIST PRICE
PLT2472	3	Main Desk Top	72 x 24 x 1	\$289.00 ea.
PLTULEG24	3	Unite Leg	23½ x 1½ x 28½	\$225.00 ea.
PLTCBBDESKBEAM72	3	Top Support Beam	67½ x 2 x 1	\$192.00 ea.
OSF6000SI	3	Table Mountable Power Module		\$155.00 ea.
PL1053	3	Open Cabinet	16 x 22½ x 20%	\$309.00 ea.
PLTLP24DR	3	Desk Riser	23½ x 6½ x 2	\$123.00 ea.
PL1007	3	Mobile Pedestal - B/F	16 x 22½ x 22½	\$509.00 ea.
CUSH1623	3	Top Cushion	15½ x 22½ x 1½	\$143.00 ea.
PL1012	3	2 Drwr Personal Cabinet	35½ x 22 x 22	\$899.00 ea.
PL1013	3	Open Bookcase	35½ x 22 x 22	\$409.00 ea.
PL110	3	Credenza Top	71 x 22 x 1	\$225.00 ea.
CUSH2136	3	Top Cushion	35½ x 22 x 1½	\$269.00 ea.

TYPICAL OS46

MODEL #	QTY	DESCRIPTION	W x D x H	LIST PRICE
PLT3072	2	Main Desk Top	72 x 30 x 1	\$339.00 ea.
PLTULEG30	2	Unite Leg	29½ x 1½ x 28½	\$235.00 ea.
PLTLP30DR	2	Desk Riser	29½ x 6½ x 2	\$145.00 ea.
PL1012	2	2 Drwr Personal Cabinet	35½ x 22 x 22	\$899.00 ea.
PL1013	2	Open Bookcase	35½ x 22 x 22	\$409.00 ea.
PL110	2	Credenza Top	71 x 22 x 1	\$225.00 ea.
PL166	2	Deluxe Full Pedestal - B/B/F	15½ x 22 x 28½	\$459.00 ea.
PL1053	2	Open Cabinet	16 x 22½ x 20%	\$309.00 ea.
PLTCBBDESKBEAM72	2	Top Support Beam	67½ x 2 x 1	\$192.00 ea.

TYPICAL OS160

MODEL #	QTY	DESCRIPTION	W x D x H	LIST PRICE
PLT2472	4	Main Desk Top	72 x 24 x 1	\$289.00 ea.
PLT2448	4	Return Top	48 x 24 x 1	\$235.00 ea.
PLTULEG48	4	Unite Leg	48 x 1½ x 28½	\$339.00 ea.
PLTULEGFMEPP48	4	Metal Side Panel	43¾ x ¾ x 25	\$249.00 ea.
PL1007	4	Mobile Pedestal - B/F	16 x 22½ x 22½	\$509.00 ea.
PLTAP1566S	2	Acrylic Screen	66 x ¼ x 15	\$245.00 ea.
PLTSBUDMDUALSI	2	Dual Mount Screen Bracket (Set of 2)	5¾ x 1¾ x 3¾	\$87.00 ea.
PLTCBBDESKBEAM72	4	Top Support Beam	67½ x 2 x 1	\$192.00 ea.
PLTCBBRETSUPPORT	4	Return Support Bracket	43¾ x 2 x 1	\$101.00 ea.

Unite Leg & Metal Side Panels Colors In Stock: Silver, White & **NEW!** Black

Unite Leg - 41"H - Color In Stock: Silver

Hutch Supports Colors In Stock: Silver, White & **NEW!** Black



↑ **TYPICAL OS161** ★
TOTAL LIST: \$6,559.00
Excludes Seating & Accessories.
Overall Dimensions:
107"W x 92"D x 65½"H

Variant COLLECTION by OfficeSource® Pictured w/Elroy Collection



TYPICAL OS161

MODEL #	QTY	DESCRIPTION	W x D x H	LIST PRICE
PLT3072	1	Main Desk Top	72 x 30 x 1	\$339.00
PLTCBBDESKBEAM72	1	Top Support Beam	67½ x 2 x 1	\$192.00
PLTULEG30	1	Unite Leg	29½ x 1½ x 28½	\$235.00
PLTLP30DR	1	Desk Riser	29½ x 6½ x 2	\$145.00
PL110	1	Credenza Top	71 x 22 x 1	\$225.00
PL1012	1	2 Drwr Personal Cabinet	35½ x 22 x 22	\$899.00
PL1013	1	Open Bookcase	35½ x 22 x 22	\$409.00
PL150	2	Personal Storage Cabinet	18 x 24 x 65½	\$875.00 ea.
PL150151SGD	2	Glass Storage Cabinet Doors	18 x ½ x 65½	\$309.00 ea.
PL1044OH	1	Open Hutch	71 x 15 x 17	\$629.00
PL44SGD	2	Silver Framed Glass Doors	17 x ¾ x 15¾	\$255.00 ea.
PL1022VHO	1	Support - Vertical Hutch Organizer	18¼ x 14¼ x 29½	\$329.00
PLTLPHS27	1	Hutch Supports (Pair)	14 x 2 x 27	\$279.00

TYPICAL OS162

MODEL #	QTY	DESCRIPTION	W x D x H	LIST PRICE
PLTULEG30	2	Unite Leg	29½ x 1½ x 28½	\$235.00 ea.
PLT3072	1	Main Desk Top	72 x 30 x 1	\$339.00
PLTCBBDESKBEAM72	1	Top Support Beam	67½ x 2 x 1	\$192.00
PL175	1	Deluxe Full Pedestal - F/F	15½ x 22 x 28½	\$469.00
PL112	1	Two Drawer Lateral File	35½ x 22 x 29½	\$819.00
PL126	1	Corner Hutch w/Laminate Doors	42 x 15 x 36	\$889.00
PL134	1	Corner Desk Shell	42 x 42 x 29½	\$509.00
PL145	2	Reversible Return	47 x 24 x 29½	\$329.00 ea.

TYPICAL OS65

MODEL #	QTY	DESCRIPTION	W x D x H	LIST PRICE
PLT3072	1	Main Desk Top	72 x 30 x 1	\$339.00
PLT2448	1	Return Top	48 x 24 x 1	\$235.00
PLTULEG30	2	Unite Leg	29½ x 1½ x 28½	\$235.00 ea.
PLTULEG24	1	Unite Leg	23½ x 1½ x 28½	\$225.00
PLTCBBDESKBEAM72	1	Top Support Beam	67½ x 2 x 1	\$192.00
PLTCBBRETSUPPORT	1	Return Support Bracket		\$101.00
CPSBBF	2	Metal Pedestal - B/B/F	15 x 22 x 26¾	\$449.00 ea.
PL208OH	2	Open Hutch	36½ x 15 x 16½	\$369.00 ea.
PL44SGD	2	Silver Framed Glass Doors	17 x ¾ x 15¾	\$255.00 ea.

★ Gold Stars Indicate
Product New for 2019.

↑ **TYPICAL OS162** ★
TOTAL LIST: \$4,345.00
Excludes Accessories.



Optional
Monitor
Stand

← **TYPICAL OS65**
TOTAL LIST: \$3,708.00

Excludes Seating & Accessories.
Overall Dimensions:
72"W x 78"D x 29½"H



TYPICAL CONFIGURATIONS

Pictured w/CoolMesh Basic Collection

← **TYPICAL OS163** ★
TOTAL LIST: \$13,734.00
Excludes Seating & Accessories.
Overall Dimensions:
216"W x 131"D x 45"H

TYPICAL OS163				
MODEL #	QTY	DESCRIPTION	W x D x H	LIST PRICE
PL109	6	File/Credenza Top	35½ x 22	\$165.00 ea.
PL1012	6	2 Drwr Personal Cabinet	35½ x 22 x 22	\$899.00 ea.
CUSH2136	6	Top Cushion	35½ x 22 x 1½	\$269.00 ea.
PLTVALEG4860	6	Oblique Leg Base	43½ x 5 x 28½	\$299.00 ea.
PLBE3072	6	Rectangular Beveled Top	72 x 30 x 1½	\$409.00 ea.
PLTMAINDESKBEAM66	6	Desk Support Beam	61¼ x 2 x 1	\$102.00 ea.
PLTAP1554S	3	Acrylic Screen	54 x ¼ x 15	\$235.00 ea.
PLTSDTMSI	3	Screen Bracket (Set of 2)		\$57.00 ea.

Your Choice of
**8 DESIGNER TOP
FINISHES!**

Oblique Leg Colors In Stock:
Silver & White
**Hutch Supports &
Desk Risers Colors In Stock:**
Silver, White & **NEW!** Matte Black

TYPICAL OS133				
MODEL #	QTY	DESCRIPTION	W x D x H	LIST PRICE
PLT3072	1	Main Desk Top	72 x 30 x 1	\$339.00
PLTVALEG2430	2	Oblique Leg Base	23¼ x 5 x 28½	\$195.00 ea.
PLTLP30DR	1	Desk Riser	29½ x 6½ x 2	\$145.00
PLTMAINDESKBEAM72	2	Desk Support Beam	67¼ x 2 x 1	\$112.00 ea.
CMS03SI	1	Spine Cord Management	5 x 2½ x 30	\$62.00
PL1013	3	Open Bookcase	35½ x 22 x 22	\$409.00 ea.
PLT2472	1	Main Desk Top	72 x 24 x 1	\$289.00
PLTLP24DR	1	Desk Riser	23¼ x 6½ x 2	\$123.00
PL1044OH	1	Open Hutch	71 x 15 x 17	\$629.00
PL44SGD	2	Silver Framed Glass Doors	17 x ¾ x 15¾	\$255.00 ea.
PLTLPHS27	1	Hutch Supports (Pair)	14 x 2 x 27	\$279.00
PL152	2	Storage Cabinet	35½ x 22 x 37¼	\$689.00 ea.
PL152SGD	1	Silver Frame Glass Cabinet Doors	16½ x ½ x 36	\$509.00
PL1007	1	Mobile Pedestal - B/F	16 x 22½ x 22½	\$509.00
PL109	3	File/Credenza Top	35½ x 22	\$165.00 ea.

← **TYPICAL OS133**
TOTAL LIST: \$7,108.00
Excludes Accessories.
Overall Dimensions:
107½"W x 106½"D x 65½"H



★ Gold Stars Indicate
Product New for 2019.



TYPICAL OS134
TOTAL LIST: \$34,914.00

Excludes Seating & Accessories.

Overall Dimensions: 260"W x 214"D x 65½"H
Based on 48" walkways

Variant COLLECTION
by OfficeSource®

Pictured w/Franklin Collection

TYPICAL OS134

MODEL #	QTY	DESCRIPTION	W x D x H	LIST PRICE
PL152	16	Storage Cabinet	35½ x 22 x 37¼	\$689.00 ea.
PL152SGD	8	Silver Frame Glass Cabinet Doors	16½ x ½ x 36	\$509.00 ea.
PL110	8	Credenza Top	71 x 22 x 1	\$225.00 ea.
PLPULLRSI	48	Rectangular Pulls	1 x 7 x 1	\$30.00 ea.
PL144OH	4	Open Hutch	72 x 15 x 36	\$559.00 ea.
GBM1769WH	4	Magnetic Glass White Board	69 x ½ x 17	\$309.00 ea.
PL44SLIDESGD	8	Sliding Glass Doors	18 x ½ x 16	\$175.00 ea.
PL44RAILSI	4	Rails for PL44SLIDESGD	69 x ½ x 1	\$102.00 ea.
PL1007	8	Mobile Pedestal - B/F	16 x 22½ x 22½	\$509.00 ea.
CMS03SI	8	Spine Cord Management	5 x 2½ x 30	\$62.00 ea.
PLTVALEG4860	6	Oblique Leg Base	43½ x 5 x 28½	\$299.00 ea.
PLTMAINDESKBEAM72	8	Desk Support Beam	67¼ x 2 x 1	\$112.00 ea.
PLT3072	8	Main Desk Top	72 x 30 x 1	\$339.00 ea.
PLTSBUDMDUALSI	4	Dual Mount Screen Bracket (Set of 2)	5¾ x 1¾ x 3¾	\$87.00 ea.
PLTAP1566S	4	Acrylic Screen	66 x ¼ x 15	\$245.00 ea.

TYPICAL OS135

MODEL #	QTY	DESCRIPTION	W x D x H	LIST PRICE
PLT3672	1	Main Desk Top	72 x 36 x 1	\$409.00
PLTVALEG3642	2	Oblique Leg Base	35 x 5 x 28½	\$255.00 ea.
PLTMAINDESKBEAM72	1	Desk Support Beam	67¼ x 2 x 1	\$112.00
PLTAP1566S	1	Acrylic Screen	66 x ¼ x 15	\$245.00
PLTSDTMSI	1	Screen Bracket (Set of 2)		\$57.00
PLT2472	1	Main Desk Top	72 x 24 x 1	\$289.00
PLTVALEG2430	2	Oblique Leg Base	23¼ x 5 x 28½	\$195.00 ea.
PLTRETSUPPORT	2	Desk Support Bracket		\$61.00 ea.
PL149	2	Mobile Pedestal - F/F	16 x 22 x 28½	\$649.00 ea.
PL207	1	Wardrobe Storage Unit	23¼ x 23¼ x 65½	\$1,649.00
PL2044OH	1	Wall Mount - Open Hutch	71 x 15 x 17	\$619.00
PL44LD	1	Laminate Doors (Sets of 2)	17¾ x ½ x 15¾	\$52.00
CMS03SI	1	Spine Cord Management	5 x 2½ x 30	\$62.00



TYPICAL OS135
TOTAL LIST: \$5,814.00

Excludes Seating & Accessories.

Overall Dimensions:
95¼"W x 108"D x 65½"H

**VARIANT - FINISHES
IN STOCK:**

Cherry	Mahogany
Honey	Espresso
Coastal Gray	Maple
Modern Walnut	*White (Select SKUs)



Pictured w/CoolMesh Pro Collection

**DESIGN YOUR OWN
WITH OfficeSource®**

StandUp *STANDING DESKS* by OfficeSource®


AVOID THE HARMFUL LONG-TERM EFFECTS OF TOO MUCH SITTING...

Health authorities recommend changing posture from a sitting to standing position throughout the day to avoid the harmful long-term effects of too much sitting.

OfficeSource® StandUp Standing Desk Collection desks are easy, quick and quiet to operate and offer the optimal vertical range to accommodate people of all sizes.



LAMINATE TOPS - FINISHES IN STOCK:



ADJUSTABLE HEIGHT RANGES:

Deluxe Electric - 24-50"
Electric Corner - 24-50"
Pneumatic Gas Lift - 26-39½"
Crank Lift - 26-42½"



**EIGHT BASE
OPTIONS** + **SIX TOP
SHAPES** + **SEVERAL
TOP SIZES** + **8 TOP
FINISHES**

CONFIGURE YOUR WAY!

CUSTOM BUILD YOUR STANDING WORKSTATION BY COMBINING TABLE TOPS AND BASES!




STANDING DESKS

1 CHOOSE ADJUSTABLE HEIGHT BASE - 8 TO CHOOSE FROM

1. Basic Electric - Standard
2. Electric - Standard
3. Deluxe Electric - Standard
4. Deluxe Corner Electric - Standard
5. Single Post Leg - Standard
6. Crank Lift
7. Pneumatic Gas Lift w/Casters
8. Laminate Deluxe Casing

2 CHOOSE A TOP STYLE - 6 TO CHOOSE FROM IN VARIOUS SIZES

1. Rectangular - Square
2. Rectangular - Beveled Edge
3. Porkchop Top w/Return Top (Combined Creates "L" Workstation)
4. 120 Degree Worksurface
5. Peninsula
6. Q Shape



Metal Base Finishes In Stock: Silver
Please Note: Basic Electric Silver & White

Laminate Base Finishes In Stock:
Cherry, Mahogany, Honey, Maple, Espresso,
Modern Walnut, Coastal Gray & White*

Laminate Deluxe Casing!
For Executive Offices or
When You Would Like to Hide
StandUp Base Frame.

Available in Two Widths - 66" & 72"
Deluxe Electric Base Included.



Interested in an
Electric Style Base?
Upgrade With Our Deluxe
Programmable Remote!

1 CHOOSE BASE STYLE - EIGHT TO CHOOSE FROM

EIGHT BASE OPTIONS



BASIC ELECTRIC BASE

SKU: PLTEAB4872BUDWF24

(For 24"D tops)

SKU: PLTEAB4872BUDWF30

(For 30"D tops)

- Accommodates 48"w to 72"w table tops
- 1 Motor, 2 stage leg
- Standard remote, non-programmable
- Adjustable height range: 26¼" - 46½"h
- Weight capacity: 175 lbs

List \$1,344.00

REGULAR ELECTRIC BASE ★

SKU: PLTEAB4872MEDWF24

(For 24"D tops)

SKU: PLTEAB4872MEDWF30

(For 30"D tops)

- Accommodates 48"w to 72"w table tops
- 2 Motor, 3 stage leg
- Includes Deluxe Remote & Gyro Sensor
- Adjustable height range: 24½" - 50"h
- Weight capacity: 265 lbs

List \$1,599.00

DELUXE ELECTRIC BASE

SKU: PLTDEAB7248WF24

(For 24"D tops)

SKU: PLTDEAB7248WF30

(For 30"D tops)

- Accommodates 48"w to 72"w table tops
- 2 Motor, 3 stage leg
- Standard remote, non-programmable
- Adjustable height range: 25" - 50½"h
- Speed: 1.4" Per second; gear driven motor
- Weight capacity: 350 lbs

List \$1,854.00

BASE COLORS IN STOCK:



Silver

LAMINATE DESK CASINGS

(Includes Deluxe Electric Adjustable Base & Top.)

SKU: PLTHAT5166

66"W x 30"D

List \$2,912.00

SKU: PLTHAT5172

72"W x 30"D

List \$2,922.00

ELECTRIC CORNER BASE ★

SKU: PLTECAB6078MEDWF

- Accommodates 60"w to 78"w table tops w/ return tops 36"w to 48"w or 72"W x 78"w corner unit (plt723624 Porkchop table w/plt2442 return)
- 3 Motor, 3 stage leg
- Includes Deluxe Remote & Gyro Sensor
- Adjustable height range: 25" - 50½"h
- Speed: 1.4" Per second; gear driven motor
- Weight capacity: 275 lbs

List \$2,299.00

SHORTENING KITS - Deluxe Unit Only

(FOR USE WITH SMALLER TOPS)

DELUXE ADJ BASE - 36"- 48" WIDE

SKU: PLTDESHKIT

List \$195.00



Gold Stars Indicate
Product New for 2019.

ELECTRIC SINGLE POST BASE

SKU: PLTECSPOST

- Accommodates 120 degree table top & plt tops up to 30" x 42", larger w/ stiffener bar
- Standard remote, non-programmable
- Adj. Height range: 25"-43¾"h
- Weight capacity: 175 lbs

List \$1,229.00

PNEUMATIC HEIGHT BASE W/CASTERS

- Accommodates 60"w to 72"w table tops

SKU: PLTPHAB2460WFSI

(For 24"D tops)

List \$915.00

SKU: PLTPHAB2472WFSI

(For 24"D tops)

List \$945.00

SKU: PLTPHAB3060WFSI

(For 30"D tops)

List \$925.00

SKU: PLTPHAB3072WFSI

(For 30"D tops)

List \$955.00

CRANK LIFT BASES

SKU: PLTCRKB36WF24

(For 24"D tops)

SKU: PLTCRKB36WF30

(For 30"D tops)

- Accommodates 36"w to 48"w table tops
- Adj. Height range: 26¼"-42¾"h

List \$844.00

SKU: PLTCRKB60WF24

(For 24"D tops)

SKU: PLTCRKB60WF30

(For 30"D tops)

- Accommodates 60"w to 72"w table tops
- Adj. Height range: 26¼"-42¾"h
- Weight capacity: 150 lbs

List \$884.00

ELECTRIC BASES

GOOD • BETTER • BEST

Good - Basic Electric
(Single Motor, 2 Stage, 175 lb Capacity)

Better* - Electric Base
(Dual Motor, 3 Stage, 265 lb Capacity)

Best - Deluxe Electric Base
(Dual Motor, 3 Stage, 350 lbs)

**Includes Deluxe Remote & Gyro Sensor
(Auto Safety Stop)*

OPTIONAL REMOTE



UPGRADE YOUR ELECTRIC TABLE

(FOR DELUXE & BASIC ONLY)

DELUXE PROGRAMMABLE REMOTE

SKU: PLTDEPRGREMOTE

List \$100.00

OPTIONAL CASTERS



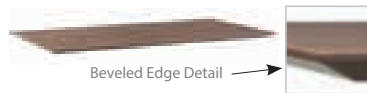
OPTIONAL CASTERS

(FOR USE WITH ALL NON-CASTER BASES)

SKU: 83CASTERS - SET OF 4

List \$100.00

2 CHOOSE WORK SURFACE STYLE, SIZE & SHAPE - SEVERAL TO CHOOSE FROM



RECTANGULAR TOPS		LIST
PLT2448	48"W x 24"D	\$235.00
PLT2460	60"W x 24"D	\$265.00
PLT2466	66"W x 24"D	\$289.00
PLT2472	72"W x 24"D	\$289.00
PLT3048	48"W x 30"D	\$255.00
PLT3060	60"W x 30"D	\$319.00
PLT3066	66"W x 30"D	\$339.00
PLT3072	72"W x 30"D	\$339.00
PLT3672	72"W x 36"D	\$409.00

RECT. BEVELED EDGE TOPS		LIST
PLBE2460	60"W x 24"D	\$319.00
PLBE2472	72"W x 24"D	\$359.00
PLBE3060	60"W x 30"D	\$379.00
PLBE3072	72"W x 30"D	\$409.00

Please Note: Rectangular Beveled Edge Tops stocked in Modern Walnut, Espresso & Coastal Gray. Also, not compatible with Crank or Pneumatic style bases.



120 DEGREE TOP		LIST
PLT120D2436	62 1/4"W x 38 3/4"D	\$409.00

PORKCHOP CRENZENZA TOPS		LIST
PLT663624L	66"W x 24-36"D	\$399.00
PLT663624R	66"W x 24-36"D	\$399.00
PLT723624L	72"W x 24-36"D	\$519.00
PLT723624R	72"W x 24-36"D	\$519.00

RECTANGULAR RETURN TOPS		LIST
PLT2436	36"W x 24"D	\$205.00
PLT2442	42"W x 24"D	\$225.00
PLT2448	48"W x 24"D	\$235.00
PLT2460	60"W x 24"D	\$265.00

Please Note: Maximum return size is 60" on Porkchop Tops

SIX TOP SHAPE OPTIONS



BULLET TOPS		LIST PRICE
PLT131T	66"W x 30"D	\$309.00
PLT147T	72"W x 36"D	\$379.00




Q SHAPE TOP		LIST PRICE
PLT106T	72"W x 30/36"D	\$379.00



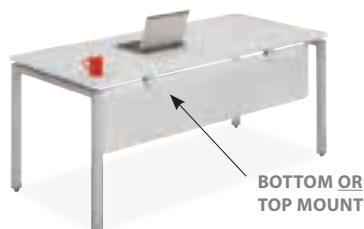
3 CHOOSE FINISH

FINISHES IN STOCK:



ACCESSORY OPTIONS!

COMMON ADDITIONAL ACCESSORIES SEE ACCESSORIES PAGE FOR COMPLETE SELECTION



ACRYLIC SCREENS - 1/4"D x 15"H		
MODEL #	SIZE	LIST PRICE
PLTAP1524S	24" Wide	\$165.00
PLTAP1530S	30" Wide	\$165.00
PLTAP1536S	36" Wide	\$175.00
PLTAP1542S	42" Wide	\$200.00
PLTAP1548S	48" Wide	\$215.00
PLTAP1554S	54" Wide	\$235.00
PLTAP1566S	66" Wide	\$245.00

FABRIC SCREENS - 1/2"D x 15"H		
MODEL #	SIZE	LIST PRICE
PLTFP1524	24" Wide	\$115.00
PLTFP1530	30" Wide	\$115.00
PLTFP1536	36" Wide	\$125.00
PLTFP1548	48" Wide	\$165.00
PLTFP1554	54" Wide	\$185.00
PLTFP1566	66" Wide	\$205.00

Upholsteries In Stock:
Celestial Blue, Lime Green, Dark Gray

METAL PERFORATED MODESTY PANELS

- 1 1/2"D x 18"H

MODEL #	SIZE	LIST PRICE
MMP1841	41" Wide	\$109.00
MMP1853	53" Wide	\$129.00
MMP1865	65" Wide	\$149.00

Finishes In Stock: White, Silver & Black



★ NEW!

KEYBOARD ADAPTER FOR STANDUP DESKS


Allows a standard keyboard to be used by extending it lower for use on a HAT Table or Variant Benching units effectively straddling the center support beams on these products.



KEYBOARD ADAPTER SKU: OSF6003BLK

- Not compatible with OSF500BLK
- 4 1/2"W x 1 1/4"D x 2"H
- List: \$50.00

Color In Stock: Black



BRACKET W/USB

OPTIONAL TOP CUSHION FOR HANGING PEDESTAL



OPTIONAL PEDESTAL CASTERS



HANGING MINI PEDESTAL

MODEL #	LIST PRICE
CMPBF ★ Pedestal (Box/File)	
10 1/16"W x 20 1/4"D x 24 1/4"H	\$399.00
CMPHBUSB ★ Hanging Bracket w/USB (For CMPBF)	\$159.00
CPPCASTERS Optional Casters Set of 4 - (For CMPBF)	\$40.00
CUSH1019 ★ Optional Top Cushion (For CMPBF)	\$130.00

CMPBF & CMPHBUSB FINISHES IN STOCK:

BLK Black	SIL Silver	WH White
-----------	------------	----------

CUSH1019 - Upholsteries In Stock:

Celestial Blue, Lime Green, Dark Gray



Some items in this collection come ready-to-assemble.





PLTHAT5172
USER SIDE



↑ **TYPICAL OS164** ★
Total List: \$5,900.00
Excludes Seating & Accessories.

TYPICAL OS164				
MODEL #	QTY	DESCRIPTION	W x D x H	LIST PRICE
PLTHAT5172	1	Laminate Desk Casings	73 x 30 x 26¼	\$2,922.00
PLTAP1554S	1	Acrylic Screen Panel	54 x ¼ x 15	\$235.00
PLTSDTMSI	1	Desk Mount Screen Bracket		\$57.00
PL112	1	Two Drawer Lateral File	35½ x 22 x 29½	\$819.00
PL113	1	Storage Cabinet	35½ x 22 x 29½	\$479.00
PL110	1	File/Storage Top	71 x 22 x 1	\$225.00
PL1044OH	1	Open Hutch	71 x 15 x 16½	\$629.00
PL44SGD	1	Silver Frame Glass Doors	17 x ¾ x 15¾	\$255.00
PLTLPHS27	1	Hutch Supports (Pair)	27" High	\$279.00

StandUp **STANDING DESKS** by OfficeSource®

- **Reduce the Risk of Obesity** - Standing from time-to-time introduces a variety of natural little movements to your day.
- **Reduced Risk of Disease** - Sitting for extended periods contributes to metabolic problems including type 2 diabetes.
- **Less Cardiovascular Disease** - Simply put, sitting all day is bad for the heart.
- **Lowered Cancer Risk** - Recent studies potentially link prolonged sitting with increased breast and colon cancer risks.



TYPICAL OS165 ★ →
Total List: \$4,969.00

Excludes Seating & Accessories.
Desk Dimensions: 72"W x 102"D x 29½"H

TYPICAL OS165				
MODEL #	QTY	DESCRIPTION	W x D x H	LIST PRICE
PL143	1	Credenza Shell	71 x 24 x 29½	\$389.00
PL166	1	Deluxe Full Pedestal - B/B/F	15½ x 22 x 28½	\$459.00
PLTECAB6078MEDWF	1	Deluxe Electric Corner Base	59-75 x 59-75 x 24½-50	\$2,299.00
PLT3072	1	Main Desk Top	72 x 30 x 1	\$339.00
PLT2448	1	Rectangular Return Top	48 x 24 x 1	\$235.00
PL208OH	2	Open Hutch	36½ x 15 x 16½	\$369.00 ea.
PL44SGD	2	Silver Frame Glass Doors	17 x ¾ x 15¾	\$255.00 ea.

★ Gold Stars Indicate
Product New for 2019.





StandUp

StandUp **STANDING DESKS** by OfficeSource®

★ Gold Stars Indicate
Product New for 2019.

TYPICAL OS166

MODEL #	QTY	DESCRIPTION	W x D x H	LIST PRICE
PLT2472	5	Rectangular Top	72 x 24 x 1	\$289.00 ea.
PLTEAB4872MEDWF24	5	Regular Electric Base	48-72 x 24-30 x 24½-50	\$1,599.00 ea.
PL1012	5	2 Drwr Personal Cabinet	35½ x 22 x 22	\$899.00 ea.
PL1013	5	Open Bookcase	35½ x 22 x 22	\$409.00 ea.
PL110	5	Top (To Create Credenza)	71 x 22 x 1	\$225.00 ea.
CUSH2136	5	Top Cushion	35½ x 22 x 1½	\$269.00 ea.
PLTAP1566S	5	Acrylic Screen	66 x ¼ x 15	\$245.00 ea.
PLTSBUDMSGLSI	5	Screen Bracket (Set of 2)		\$67.00 ea.
CMS05	5	Spiral Cord Management		\$60.00 ea.

↑ TYPICAL OS166 ★ Total List: \$20,310.00

Excludes Accessories.
Overall Dimensions: 216"W x 184"D

← TYPICAL OS167 ★ Total List: \$7,156.00


Excludes Seating & Accessories.
Overall Dimensions: 72"W x 131"D x 65½"H



TYPICAL OS167

MODEL #	QTY	DESCRIPTION	W x D x H	LIST PRICE
PLT723624R	1	Porkchop Credenza Top (Right)	72 x 24-36 x 1	\$519.00
PLT2436	1	Rectangular Return Top	36 x 24 x 1	\$205.00
PLTECAB6078MEDWF	1	Deluxe Electric Corner Base	59-75 x 59-75 x 24½-50	\$2,299.00
PL1012	1	2 Drwr Personal Cabinet	35½ x 22 x 22	\$899.00
PL109	1	File/Credenza Top	35½ x 22	\$165.00
CUSH2136	1	Top Cushion	35½ x 22 x 1½	\$269.00
PL207	1	Wardrobe Storage Unit	23¼ x 23¼ x 65½	\$1,649.00
PL208OH	2	Open Hutch	36½ x 15 x 16½	\$369.00 ea.
PL44LD	2	Laminate Doors (Sets of 2)	17¾ x ½ x 15¾	\$52.00 ea.
GBM1769WH	1	Magnetic Glass White Board	69 x ½ x 17	\$309.00

FINISHES IN STOCK:



**Avoid The Harmful Long-Term
Effects Of Too Much Sitting...**

TYPICAL CONFIGURATIONS

DESKS | LAMINATE 69

**NEW! METAL
PERFORATED
MODESTY PANELS!**



TYPICAL OS168

MODEL #	QTY	DESCRIPTION	W x D x H	LIST PRICE
PLT3072	8	Rectangular Top	72 x 30 x 1	\$339.00 ea.
PLT2472	8	Rectangular Top	72 x 24 x 1	\$289.00 ea.
PLTEAB4872MEDWF30	5	Regular Electric Base	48-72 x 24-30 x 24½-50	\$1,599.00 ea.
PLTULEG48	5	Unite Leg	48 x 1½ x 28½	\$339.00 ea.
PLTCBBDESKBEAM72	8	Add Beam	67¼ x 2 x 1	\$192.00 ea.
PLTAP1566S	12	Acrylic Screen	66 x ¼ x 15	\$245.00 ea.
PLTSBUDMDUALSI	4	Desk Mount Screen Brackets	(Set of 2)	\$87.00 ea.
PLTSBUDMSGLSI	8	Screen Bracket	(Set of 2)	\$67.00 ea.
CPSBF	8	Mobile Metal Pedestal (Box/File)	15 x 22 x 22¼	\$399.00 ea.
CUSH1522	8	Top Cushion	15 x 22 x 1½	\$133.00 ea.
CMS05	8	Spiral Cord Management		\$60.00 ea.
MMP1865	4	Perforated Modesty Panel	65 x 1½ x 18	\$149.00 ea.

Pictured w/Franklin Collection

StandUp **STANDING DESKS** by OfficeSource®

↑ **TYPICAL OS168** ★
Total List: \$25,406.00

Excludes Seating & Accessories.
Overall Dimensions: 192"W x 288"D

★ Gold Stars Indicate
Product New for 2019.



← **TYPICAL OS82**
Total List: \$2,565.00

Excludes Seating & Accessories.
Overall Dimensions:
60"W x 30"D x 41¼" - 66½"H

TYPICAL OS169 ★ →
Total List: \$1,180.00

Excludes Seating & Accessories.
Overall Dimensions:
60"W x 24"D x 27-40½"H

REDUCE RISK OF DISEASE

Sitting for extended periods contributes
to metabolic problems including
Type 2 Diabetes.

TYPICAL OS82

MODEL #	QTY	DESCRIPTION	W x D x H	LIST PRICE
PLT3060	1	Rectangular Top	60 x 30 x 1	\$319.00
PLTDEAB7248WF30	1	Deluxe Electrical Base		\$1,854.00
PLTAP1554S	1	Acrylic Screen	54 x ¼ x 15	\$235.00
PLTSDTMSI	1	Screen Bracket (Set of 2)		\$57.00
83CASTERS	1	Heavy Duty Casters (Set of 4)		\$100.00



TYPICAL OS169

MODEL #	QTY	DESCRIPTION	W x D x H	LIST PRICE
PLTPHAB2460WFSI	1	Pneumatic Height Base w/Casters		\$915.00
PLT2460	1	Rectangular Top	60 x 24 x 1	\$265.00



TYPICAL OS174

MODEL #	QTY	DESCRIPTION	W x D x H	LIST PRICE
PL143	1	Credenza Shell	71 x 24 x 29½	\$389.00
PL114	1	Combo Lateral File - B/B/F/Lat.	31 x 22 x 29½	\$925.00
PL144OH	1	Open Hutch	72 x 15 x 36	\$559.00
PL44SGD	1	Silver Frame Glass Doors	17 x ¾ x 15¾	\$255.00
PL170	1	Bridge	47 x 24 x 29½	\$269.00
PL142	1	Credenza Half Leg	12¾ x 1 x 28	\$69.00
PLTHAT5172	1	Laminate Desk Casings	73 x 30 x 26¼	\$2,922.00
PLTAP1554S	1	Acrylic Screen	54 x ¼ x 15	\$235.00
PLTSDTMSI	1	Screen Bracket	(Set of 2)	\$57.00

StandUp **STANDING DESKS**
by OfficeSource®



Gold Stars Indicate
Product New for 2019.



TYPICAL OS174 ★
Total List: \$5,680.00

Excludes Seating & Accessories.
Overall Dimensions:
73"W x 101"D x 65½"H



TYPICAL OS67 - (Standing Position)



TYPICAL OS67
Total List: \$9,166.00

Excludes Seating & Accessories.
Overall Dimensions:
142"W x 96"D x 65½"H

TECHNOLOGY



Optional
Monitor
Stand



TYPICAL OS67 - (Sitting Position)

TYPICAL OS67

MODEL #	QTY	DESCRIPTION	W x D x H	LIST PRICE
PLTDEAB7248WF24	2	Deluxe Electric Adjustable Base	72 x 24 x 25-50½	\$1,854.00 ea.
PLT2472	2	Main Desk Top	72 x 24 x 1	\$289.00 ea.
PL143	2	Credenza Shell	71 x 24 x 29½	\$389.00 ea.
PL114	2	Combo Lateral File - B/B/F/Lat.	31 x 22 x 29½	\$925.00 ea.
PL144OH	2	Open Hutch	72 x 15 x 36	\$559.00 ea.
PL44SGD	2	Silver Framed Glass Doors	17 x ¾ x 15¾	\$255.00 ea.
PLTAP1566S	2	Acrylic Screen	66 x ¼ x 15	\$245.00 ea.
PLTSBUDMSGLSI	2	Screen Bracket (Set of 2)		\$67.00 ea.

TYPICAL CONFIGURATIONS

DESKS | LAMINATE 71



*Avoid The
Harmful
Long-Term
Effects Of
Too Much
Sitting...*

1 CHOOSE BASE SIZE - THREE TO CHOOSE FROM

DUAL HAT BENCHING BASE

PLTDUALDEAB2448 - (24"D)

PLTDUALDEAB3048 - (30"D)

(for 48"W tops)

- Accommodates 48" w table tops
- 2 Units, 3 stage leg
- 4 Motor, 3 stage leg
- Standard remote, non-programmable
- Adjustable height range: 26¾" - 46½" h

List \$3,998.00

DUAL HAT BENCHING BASE

PLTDUALDEAB2460 - (24"D)

PLTDUALDEAB3060 - (30"D)

(for 60"W tops)

- Accommodates 60" w table tops
- 2 Units, 3 stage leg
- 4 Motor, 3 stage leg
- Standard remote, non-programmable
- Adjustable height range: 26¾" - 46½" h

List \$4,048.00

DUAL HAT BENCHING BASE

PLTDUALDEAB2472 - (24"D)

PLTDUALDEAB3072 - (30"D)

(for 72"W tops)

- Accommodates 72" w table tops
- 2 Units, 3 stage leg
- 4 Motor, 3 stage leg
- Standard remote, non-programmable
- Adjustable height range: 26¾" - 46½" h

List \$4,102.00

UPGRADE YOUR ELECTRIC TABLE

DELUXE PROGRAMMABLE REMOTE

PLTDEPRGREMOTE

List \$100.00

Laminate Finishes In Stock: Cherry, Mahogany, Honey, Maple, Espresso, White* Modern Walnut & Coastal Gray

Benching - Metal Finish In Stock: Silver & White

2 CHOOSE WORK SURFACE - 24", 30" OR 36" DEEP

RECTANGULAR TOPS PRICE

PLT2448 48"W x 24"D \$235.00

PLT2460 60"W x 24"D \$265.00

PLT2466 66"W x 24"D \$289.00

PLT2472 72"W x 24"D \$289.00

RECTANGULAR TOPS PRICE

PLT3048 48"W x 30"D \$255.00

PLT3060 60"W x 30"D \$319.00

PLT3066 66"W x 30"D \$339.00

PLT3072 72"W x 30"D \$339.00

PLT3672 72"W x 36"D \$409.00

3 CHOOSE FINISH

FINISHES IN STOCK:



Cherry



Mahogany



Maple



Espresso




Coastal Gray



Honey



Modern Walnut

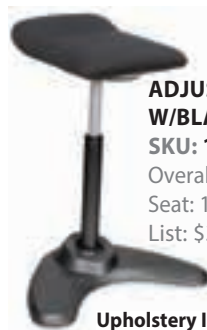


*White
(Select SKUs)



OFTEN PURCHASED WITH

Sit/Stand **STOOL**
by OfficeSource®



**ADJUSTABLE HEIGHT STOOL
W/BLACK BASE**

SKU: 18521BLK

Overall: 22"W x 17½"D x 24½"-34½"H

Seat: 15"W x 16"D x 20½"-30¼"H

List: \$319.00

Upholstery In Stock:

BLK Black Air Mesh



STANDUP ANTI-FATIGUE MAT

SKU: AF3320RBK List: \$125.00

**PROGRAMMABLE
REMOTE**

SKU: PLTDEPRGREMOTE

List: \$100.00



Some items in this collection
come ready-to-assemble.





StandUp *STANDING DESKS* by OfficeSource® Pictured w/Franklin Collection

**WIRE MANAGEMENT
TROUGH BUILT IN
BASE!**



↑ **TYPICAL OS83**
Total List: \$16,892.00
Excludes Seating & Accessories.
Overall Dimensions:
122"W x 144"D x 41¼" - 66⅞"H

**Avoid The Harmful Long-Term
Effects Of Too Much Sitting...**

TYPICAL OS83				
MODEL #	QTY	DESCRIPTION	W x D x H	LIST PRICE
PLTDUALDEAB3060	2	Dual HAT Bench Base	60 x 64 x 25¼-51¾	\$4,048.00 ea.
PLT3060	4	Rectangular Top - 30"W	60 x 30 x 1	\$319.00 ea.
836BF	4	2 Drawer Metal File	36 x 19 x 20	\$899.00 ea.
83600	4	Metal Bookcase w/Shelf	36 x 19 x 20	\$559.00 ea.
83SL	8	Leg Base (Set of 4)	1½ x 1½ x 3	\$60.00 ea.
PLTAP1554S	4	Acrylic Screen	54 x ¼ x 15	\$235.00 ea.
PLTSBUDMSGLSI	4	Screen Bracket (Set of 2)		\$67.00 ea.



StandUp

← **TYPICAL OS81**
Total List: \$19,062.00
Excludes Accessories.
Overall Dimensions:
182"W x 61"D x 41¼" - 66⅞"H

TYPICAL OS81				
MODEL #	QTY	DESCRIPTION	W x D x H	LIST PRICE
PLTDUALDEAB3060	3	Dual HAT Bench Base	60 x 64 x 25¼-51¾	\$4,048.00 ea.
PLT3060	6	Rectangular Top - 30"W	60 x 30 x 1	\$319.00 ea.
PLTAP1554S	6	Acrylic Screen	54 x ¼ x 15	\$235.00 ea.
PLTSBUDMSGLSI	6	Screen Bracket (Set of 2)		\$67.00 ea.
CPSBF	6	Mobile Metal Pedestal (Box/File)	15 x 22 x 22¼	\$399.00 ea.
CUSH1522	6	Top Cushion	15 x 22 x 1½	\$133.00 ea.

**DUAL HAT
BENCHING UNITS
(48, 60 & 72" WIDE
WORKSURFACES)**

**Purchase a StandUp
Desking System Today!**

TYPICAL CONFIGURATIONS

DESKS | LAMINATE 73

Borders II COLLECTION

by OfficeSource® Pictured w/CoolMesh Collection

★ Gold Stars Indicate
Product New for 2019.

↑ TYPICAL OSB15 ★

Total List: \$3,145.00

Excludes Seating & Accessories.

Overall Dimensions: 71"W x 83"D x 42"H*

*Includes Transaction Top

TYPICAL OSB15

MODEL #	QTY	DESCRIPTION	W x D x H	LIST PRICE
PL105	1	Desk Shell	71 x 30 x 29	\$479.00
PL145	1	Reversible Return	47 x 24 x 29	\$329.00
PL166	1	Deluxe Full Pedestal - B/B/F	15½ x 22 x 28½	\$459.00
PBTR71	1	Rectangular Transaction Top	71 x 12 x 1	\$215.00
PBP12	8	Posts	1¾ x 1¾ x 11¹³⁄₁₆	\$112.00 ea.
PB21236ACRVIS	2	Combination Fabric/Acrylic Panel	36 x ¾ x 12	\$153.00 ea.
PB21230ACRVIS	2	Combination Fabric/Acrylic Panel	30 x ¾ x 12	\$123.00 ea.
PB21248ACRVIS	1	Combination Fabric/Acrylic Panel	48 x ¾ x 12	\$215.00

CREATE A STYLISH RECEPTION STATION
With OS Components & Borders Panel System!

*Borders II - Mounted
Desk Components*

*OS Laminate Collection -
Components*



→ TYPICAL OSB05

Total List: \$3,345.00

Excludes Seating & Accessories.

Overall Dimensions: 77"W x 77"D x 42"H*

*Includes Transaction Top

TYPICAL OSB05

MODEL #	QTY	DESCRIPTION	W x D x H	LIST PRICE
PB21236ACR	4	Acrylic Panel	36 x ¾ x 12	\$153.00 ea.
PBTR36	2	Rectangular Transaction Top	36 x 12 x 1	\$165.00 ea.
PBP12	7	Posts	1¾ x 1¾ x 11¹³⁄₁₆	\$112.00 ea.
PBTC36R	1	Corner Transaction Top (Right)	36 x 12 x 1	\$175.00
PBTC36L	1	Corner Transaction Top (Left)	36 x 12 x 1	\$175.00
PL182R	1	Credenza w/Corner Ext (Right)	71 x 24/36 x 29½	\$565.00
PL192	1	Reversible Return	35 x 24 x 29½	\$245.00
PL166	1	Deluxe Full Pedestal - B/B/F	15½ x 22 x 28½	\$459.00





ACRYLIC PANELS

Model #	Dimension	List Price
PB21224ACR	24"W x 12"H	\$102.00
PB21230ACR	30"W x 12"H	\$123.00
PB21236ACR	36"W x 12"H	\$153.00
PB21242ACR★	42"W x 12"H	\$179.00
PB21248ACR	48"W x 12"H	\$205.00
PB21260ACR	60"W x 12"H	\$245.00
PB21266ACR	66"W x 12"H	\$262.00
PB21271ACR	71"W x 12"H	\$287.00

FABRIC PANELS

Model #	Dimension	List Price
PB21224	24"W x 12"H	\$102.00
PB21230	30"W x 12"H	\$112.00
PB21236	36"W x 12"H	\$133.00
PB21248	48"W x 12"H	\$184.00
PB21260	60"W x 12"H	\$225.00
PB21266	66"W x 12"H	\$245.00
PB21271	71"W x 12"H	\$277.00

COMBINATION FABRIC/ACRYLIC PANELS

Model #	Dimension	List Price
PB21224ACRVIS	24"W x 12"H	\$112.00
PB21230ACRVIS	30"W x 12"H	\$123.00
PB21236ACRVIS	36"W x 12"H	\$153.00
PB21248ACRVIS	48"W x 12"H	\$215.00
PB21260ACRVIS	60"W x 12"H	\$262.00
PB21266ACRVIS	66"W x 12"H	\$277.00
PB21271ACRVIS	71"W x 12"H	\$297.00



WHITEBOARD PANELS

Model #	Dimension	List Price
PB21230MWB	30"W x 12"H	\$165.00
PB21236MWB	36"W x 12"H	\$174.00



ONE SIDE FABRIC

OPPOSITE SIDE
WHITEBOARD

COMBINATION FABRIC/WHITEBOARD PANELS

Model #	Dimension	List Price
PB21230MWBVIS	30"W x 12"H	\$165.00
PB21236MWBVIS	36"W x 12"H	\$174.00

POSTS

Model #	Description	List Price
PBP12	12" Post	\$112.00
PBP24	24" Post	\$175.00
PBP36	36" Post	\$289.00



12" 24" 36"

RECTANGULAR TRANSACTION TOP

Model #	Dimension	List Price
PBTR24	24"W x 12"D	\$132.00
PBTR30	30"W x 12"D	\$132.00
PBTR36	36"W x 12"D	\$165.00
PBTR42	42"W x 12"D	\$165.00
PBTR48	48"W x 12"D	\$174.00
PBTR60	60"W x 12"D	\$195.00
PBTR66	66"W x 12"D	\$205.00
PBTR71	71"W x 12"D	\$215.00

CORNER TRANSACTION TOP

Model #	Dimension	List Price
PBTC30L (Left)	30"W x 12"D	\$145.00
PBTC30R (Right)	30"W x 12"D	\$145.00
PBTC36L (Left)	36"W x 12"D	\$175.00
PBTC36R (Right)	36"W x 12"D	\$175.00
PBTC66L (Left)	66"W x 12"D	\$215.00
PBTC66R (Right)	66"W x 12"D	\$215.00
PBTC71L (Left)	71"W x 12"D	\$225.00
PBTC71R (Right)	71"W x 12"D	\$225.00

Accessories



POWER MODULE

Table Mountable
Includes: 2 UL Power Outlets,
1 Dual USB Charger
OSF6000SI \$155.00



METAL CHANNEL

Under Table Mountable
Accommodates Modular
Electric System items
PLTPC18 (Black)\$60.00



CORD MANAGEMENT UNDER TABLE WIRE RACKS


PLTWDOUBLE18 (Black)
Double Tray 18" \$92.00
PLTWDOUBLE24 (Black)
Double Tray 24"\$145.00
PLTWSINGLE18 (Black)
Single Tray 18" \$61.00
PLTWSINGLE24 (Black)
Single Tray 24" \$92.00



DATA JACK

RJ11 Cat 3 Phone & RJ45
Cat 6 Data
(Use with PLTPC18)
ABLAB (Black)\$137.00

YOUR CHOICES OF PANEL MATERIAL




Panel Fabric/Frame In Stock:

Celestial Blue, Lime Green or Visconti Fabric w/Silver or Black Frame
- Acrylic or Whiteboard w/Silver or Black Frame
- Visconti Fabric w/Acrylic or Whiteboard Combo
w/Silver or Black Frame
- Posts available in both Silver or Black



TRANSACTION TOPS - FINISHES IN STOCK:



Transaction Tops Finishes In Stock: Cherry, Espresso, Mahogany, Honey, Maple, Modern Walnut, Coastal Gray



TYPICAL OSB16 ★
Total List: \$4,214.00

Excludes Seating & Accessories.
Overall Dimensions:
83"W x 89"D x 42"H

Borders II *COLLECTION* by OfficeSource® *Pictured w/CoolMesh Collection*

TYPICAL OSB16

MODEL #	QTY	DESCRIPTION	W x D x H	LIST PRICE
PL145	2	Reversible Return	47 x 24 x 29½	\$329.00 ea.
PL163	1	Corner Desk Shell	36 x 24 x 29½	\$575.00
PL166	1	Deluxe Full Pedestal - B/B/F	15½ x 22 x 28½	\$459.00
PL175	1	Deluxe Pedestal Full - F/F	15½ x 22 x 28½	\$469.00
PBP12	8	Posts	1¾ x 1¾ x 11½	\$112.00 ea.
PB21224ACR	1	Acrylic Panel	24 x ¾ x 12	\$102.00
PB21236ACR	2	Acrylic Panels	36 x ¾ x 12	\$153.00 ea.
PB21248ACR	2	Acrylic Panels	48 x ¾ x 12	\$205.00 ea.
PBTR36	1	Rectangular Transaction Top	36 x 12 x 1	\$165.00
PBTR48	1	Transaction Top	48 x 12 x 1	\$174.00

TYPICAL OSB08

MODEL #	QTY	DESCRIPTION	W x D x H	LIST PRICE
PB21236ACRVIS	8	Combo Fabric/Acrylic Panel	36 x ¾ x 12	\$153.00 ea.
PB21236MWB	4	Whiteboard Panels	36 x ¾ x 12	\$174.00 ea.
PBP12	8	Posts	1¾ x 1¾ x 11½	\$112.00 ea.
PBP24	8	Posts	1¾ x 1¾ x 23½	\$175.00 ea.
PL182R	2	Credenza w/Corner Ext (Right)	71 x 24/36 x 29½	\$565.00 ea.
PL182L	2	Credenza w/Corner Ext (Left)	71 x 24/36 x 29½	\$565.00 ea.
PL192	4	Reversible Return	35 x 24 x 29½	\$245.00 ea.
PL166	4	Deluxe Full Pedestal - B/B/F	15½ x 22 x 28½	\$459.00 ea.



TYPICAL OSB08
Total List: \$9,292.00

Excludes Accessories.
Overall Dimensions: 142"W x 142"D x 54"H



*Optional Cell Phone
Charging Grommet*

**BORDERS PROVIDES PRIVACY
ALONG WITH COLLABORATIVE
WORKSPACE SOLUTIONS**



White Board Panels
Ideal for Task Lists



Gold Stars Indicate
Product New for 2019.



Borders II COLLECTION
by OfficeSource® Pictured w/CoolMesh Pro Collection

↑ **TYPICAL OSB17** ★
Total List: \$6,589.00
Excludes Seating & Accessories.
Overall Dimensions:
108"W x 89"D x 42"H

TYPICAL OSB17

MODEL #	QTY	DESCRIPTION	W x D x H	LIST PRICE
PL145	2	Reversible Return	47 x 24 x 29½	\$329.00 ea.
PL163	2	Corner Desk Shell	36 x 24 x 29½	\$575.00 ea.
PL195	1	Bridge	24 x 24 x 29½	\$205.00
PL166	1	Deluxe Full Pedestal - B/B/F	15½ x 22 x 28½	\$459.00
PL175	1	Deluxe Pedestal Full - F/F	15½ x 22 x 28½	\$469.00
PBP12	12	Posts	1¾ x 1¾ x 11¼	\$112.00 ea.
PB21224ACR	1	Acrylic Panel	24 x ¾ x 12	\$102.00
PB21236ACR	4	Acrylic Panels	36 x ¾ x 12	\$153.00 ea.
PB21248ACR	2	Acrylic Panels	48 x ¾ x 12	\$205.00 ea.
PBTR48	2	Transaction Top	48 x 12 x 1	\$174.00 ea.
PBTR24	1	Transaction Top	24 x 12 x 1	\$132.00
PBTC36L	2	Corner Transaction Top - Left	36 x 12 x 1	\$175.00 ea.
PBTC36R	2	Corner Transaction Top - Right	36 x 12 x 1	\$175.00 ea.

★ Gold Stars Indicate
Product New for 2019.

TYPICAL OSB09


MODEL #	QTY	DESCRIPTION	W x D x H	LIST PRICE
PB21236	3	Fabric Panels	36 x ¾ x 12	\$133.00 ea.
PB21236MWB	6	Whiteboard Panels	36 x ¾ x 12	\$174.00 ea.
PBP12	6	Posts	1¾ x 1¾ x 11¼	\$112.00 ea.
PBP24	5	Posts	1¾ x 1¾ x 23¼	\$175.00 ea.
PL182R	1	Credenza w/Corner Ext (Right)	71 x 24/36 x 29½	\$565.00
PL182L	1	Credenza w/Corner Ext (Left)	71 x 24/36 x 29½	\$565.00
PL192	2	Reversible Return	35 x 24 x 29½	\$245.00 ea.
PL166	2	Deluxe Full Pedestal - B/B/F	15½ x 22 x 28½	\$459.00 ea.



↑ **TYPICAL OSB09**
Total List: \$5,528.00

Excludes Accessories.
Overall Dimensions: 142"W x 71"D x 54"H

YOUR CHOICES OF PANEL MATERIAL



Panel Fabric/Frame In Stock:

- Celestial Blue, Lime Green and Visconti Fabric w/Silver or Black Frame
- Acrylic w/Silver or Black Frame
- Visconti Fabric w/Acrylic Combo w/Silver or Black Frame
- PBP12, PBP24 & PBP36 Posts available in both Silver or Black

DESIGN YOUR OWN WITH OfficeSource®

The Borders II Collection is a modular desk mounted system that can be retrofitted to most OS Laminate Collection workstations in a manner that allows you to define your space the way you want.

CREATE A STYLISH RECEPTION UNITS WITH THE BORDERS II COMBINED WITH OS LAMINATE COLLECTION!

FABRIC, ACRYLIC & WHITEBOARD PANELS AVAILABLE WITH SILVER OR BLACK FRAMES!



→ TYPICAL OSB04 Total List: \$16,052.00

Excludes Seating, Reception Furniture & Accessories.

Overall Dimensions: 142"W x 77"D x 42"H

*Includes Transaction Top.

TYPICAL OSB04

MODEL #	QTY	DESCRIPTION	W x D x H	LIST PRICE
PB21236ACRVIS	8	Combo Fabric/Acrylic Panel	36 x ¾ x 12	\$153.00 ea.
PBTR71	2	Rectangular Transaction Top	71 x 12 x 1	\$215.00 ea.
PBP12	14	Posts	1¾ x 1¾ x 11¾	\$112.00 ea.
PL182R	1	Credenza w/Corner Ext (Rt)	71 x 24/36 x 29½	\$565.00
PL182L	1	Credenza w/Corner Ext (Left)	71 x 24/36 x 29½	\$565.00
PL192	2	Reversible Return	35 x 24 x 29½	\$245.00 ea.
PL166	2	Deluxe Full Pedestal - B/B/F	15½ x 22 x 28½	\$459.00 ea.
PL183	4	Three Drawer Lateral File	35½ x 22 x 42	\$1,949.00 ea.
PL208OH	4	Open Hutch	36½ x 15 x 16½	\$369.00 ea.
PL445SGD	4	Silver Framed Glass Doors	17 x ¾ x 15¾	\$255.00 ea.

TYPICAL OSB12

MODEL #	QTY	DESCRIPTION	W x D x H	LIST PRICE
PB21266ACRVIS	2	Combo Fabric/Acrylic Panel	66 x ¾ x 12	\$277.00 ea.
PBP12	3	Posts	1¾ x 1¾ x 11¾	\$112.00 ea.
PBTR66	1	Rectangular Transaction Top	66 x 12 x 1	\$205.00
PL181R	1	Credenza w/Corner Ext (Right)	66 x 24/36 x 29½	\$555.00
PL179	1	Reversible Return	30 x 24 x 29½	\$235.00
PL107	1	Hanging Pedestal - B/F	15½ x 22 x 19	\$329.00



TYPICAL OSB12 Total List: \$2,214.00

Excludes Keyboards & Accessories.

Overall Dimensions: 72"W x 66"D x 42"H

*Includes Transaction Top



Approach View
TYPICAL OSB12

Panel Fabric/Frame In Stock:

- Celestial Blue, Lime Green and Visconti Fabric w/Silver or Black Frame
- Acrylic w/Silver or Black Frame
- Visconti Fabric w/Acrylic Combo w/Silver or Black Frame
- PBP12, PBP24 & PBP36 Posts available in both Silver or Black

Borders II **COLLECTION** by OfficeSource®

The Borders II Collection is a modular desk mounted system that can be retrofitted to most OS Laminated Collection workstations in a manner that allows you to define your space the way you want.



TYPICAL OSB10
Pictured in Espresso
with Silver Posts & Lime
Green Fabric Panels



➔ **TYPICAL OSB10**
TOTAL LIST: \$8,467.00
Excludes Keyboards & Accessories.
Overall Dimensions: 142"W x 95"D x 66"H

PLEASE REFER TO
OS LAMINATE PAGES FOR
NON-BORDERS II COMPONENTS
**REFER TO BORDERS COMPONENT PAGE
FOR COMPLETE POSTING LISTINGS**

TYPICAL OSB10
Pictured in Honey with Black Posts
& Celestial Blue Fabric Panels



TYPICAL OSB10


MODEL #	QTY	DESCRIPTION	W x D x H	LIST PRICE
PB21236	9	Fabric Panels	36 x ¾ x 12	\$133.00 ea.
PB21236ACR	6	Acrylic Panels	36 x ¾ x 12	\$153.00 ea.
PBP12	2	Posts	1¾ x 1¾ x 11¾	\$112.00 ea.
PBP24	1	Post	1¾ x 1¾ x 23¾	\$175.00
PBP36	8	Posts	1¾ x 1¾ x 35¾	\$289.00 ea.
PBTR36	1	Rectangular Transaction Top	36 x 12 x 1	\$165.00
PL182R	1	Credenza w/Corner Ext (Right)	71 x 24/36 x 29½	\$565.00
PL182L	1	Credenza w/Corner Ext (Left)	71 x 24/36 x 29½	\$565.00
PL192	2	Reversible Return	35 x 24 x 29½	\$245.00 ea.
PL166	2	Deluxe Full Pedestal - B/B/F	15½ x 22 x 28½	\$459.00 ea.
PL160	2	Corner Bookcase	24 x 24 x 29½	\$469.00 ea.

← **TYPICAL OSB14** **Total List: \$3,115.00**

Excludes Accessories.
Overall Dimensions: 77"W x 77"D x 42"H*
*Includes Transaction Top



YOUR CHOICES OF PANEL MATERIAL



TYPICAL OSB14

MODEL #	QTY	DESCRIPTION	W x D x H	LIST PRICE
PB21236ACRVIS	4	Combo Fabric/Acrylic Panel	36 x ¾ x 12	\$153.00 ea.
PBTC71L	1	Corner Transaction Top (Left)	71 x 12 x 1	\$225.00
PBTC71R	1	Corner Transaction Top (Right)	71 x 12 x 1	\$225.00
PBP12	7	Posts	1¾ x 1¾ x 11¾	\$112.00 ea.
PL182R	1	Credenza w/Corner Ext (Right)	71 x 24/36 x 29½	\$565.00
PL192	1	Reversible Return	35 x 24 x 29½	\$245.00
PL166	1	Deluxe Full Pedestal - B/B/F	15½ x 22 x 28½	\$459.00

TYPICAL CONFIGURATIONS



BASE STYLE 3 "T" STYLE LEG

Pictured w/Variant Privacy Screens & Triumph Collection

OS TRAINING TABLES by OfficeSource® YOUR TABLE, YOUR WAY! BUILD YOUR CUSTOM TABLE...

Training Tables by OfficeSource® provide convenience and flexibility to any workstation, whether it be in a work environment or a classroom. These Training Tables by OfficeSource® feature 6 base options, 4 table top shapes, and 8 finishes giving you the ability to configure them your way! Not only are these tables super customizable, but they also have such a simple yet sophisticated style to them that they can match any space.

Table Top Finishes In Stock: Cherry, Mahogany, Honey, Maple, Espresso, Modern Walnut, Coastal Gray & White

SIX BASE OPTIONS



NEW! IMPROVED
FOLDING LEVER!



Flip Top, Nesting



BASE STYLE 1 FLIP TOP, NESTING

Pictured w/CoolMesh Collection



BASE STYLE 5 OFFSET SQUARE LEG

Pictured w/Agenda Collection

FOUR TOP SHAPES + SEVERAL TOP SIZES + 8 TOP FINISHES

CONFIGURE YOUR WAY!

CUSTOM BUILD YOUR TRAINING OR MULTI-PURPOSE TABLE BY COMBINING TABLE TOPS AND BASES!




1 CHOOSE BASE STYLE & FINISH
- 6 TO CHOOSE FROM

1. Flip Top + Nesting Base - Style 1 - (Silver & Black)
2. Flip Top + Nesting Base - Style 2 - (Silver, White, Black)
3. "T" Leg Base - Style 3 - (Black)
4. Post Leg Base - Style 4 - (Black or Silver)
5. Offset Square Leg Base - Style 5 - (Black, Silver & White)
6. Unite Adj. Height Leg Base - Style 6 - (Matte Black, Silver & White)

2 CHOOSE A TOP STYLE
- 4 TO CHOOSE FROM IN VARIOUS SIZES


1. Rectangular - Square Edge (Compatible w/all Bases)
2. Rectangular - Beveled Edge (Compatible w/all Bases)
3. Half Round - (Compatible w/T & Post Legs)
4. 120 Degree - (Compatible w/T & Post Legs)

3 ACCESSORIZE
- WITH MODESTY PANEL, GANGING HARDWARE, LOCKING CASTERS ON SELECT BASES



ADD OPTIONAL MODESTY PANEL

FINISHES IN STOCK:



Beveled Edge Finishes In Stock: Coastal Gray, Espresso, Modern Walnut only



Flip Top, Nesting - Style 1
w/Cherry Rectangular Top



Flip Top, Nesting - Style 2
w/Modern Walnut, Beveled Edge
Rectangular Top



"T" Leg Base - Style 3
w/Maple Rectangular Top &
Black Screen Modesty Panel

1 CHOOSE BASE STYLE



**FLIP TOP, NESTING
BASE - STYLE 1**
(Modesty Panel Included)

Finishes In Stock:
Black & Silver



"Height Adjustable"
Dual Wheel Casters

**FLIP TOP, NESTING
BASE - STYLE 2**

Finishes In Stock:
White, Silver & Black



**"T" LEG
BASE - STYLE 3**


Finish In Stock:
Black

Optional Casters
Available for "T" Leg



**POST LEG
BASE - STYLE 4**

Finishes In Stock:
Black & Silver



**OFFSET
SQUARE LEG
BASE - STYLE 5**

Finishes In Stock:
White, Silver & Black



**UNITE
ADJUSTABLE
HEIGHT LEG
BASE - STYLE 6**

Finishes In Stock:
Silver, White &
Matte Black

OPTIONAL CASTERS
For Unite Adj. Height Base
★ **PLTULEGCASTERS**
List: \$45.00

FLIP TOP, NESTING BASE - (STYLE 1)

MODEL #	LIST PRICE
PBF48 (For PLT2448 Top only)	\$379.00 ea.
PBF60 (For PLT2460 Top only)	\$429.00 ea.
PBF72 (For PLT2472 Top only)	\$459.00 ea.

FLIP TOP, NESTING BASE - (STYLE 2)

MODEL #	LIST PRICE
PTLF48 (For 48"W Table Tops)	\$545.00 ea.
PTLF60 (For 60"W Table Tops)	\$565.00 ea.
PTLF72 (For 72"W Table Tops)	\$600.00 ea.

"T" LEG BASE - (STYLE 3)

MODEL #	LIST PRICE
PLTLEG24 (For 24"D Table Tops)	\$225.00 ea.
PLTLEG30 (For 30"D Table Tops)	\$245.00 ea.

POST LEG BASE - (STYLE 4)

MODEL #	LIST PRICE
PLTLEGPBLK (For All Table Tops)	\$100.00 ea.
PLTLEGPSI (For All Table Tops)	\$100.00 ea.

*Please Note: Tops 60" or larger require the purchase of a stiffener bar when using base style 3, 4 & 5, (PLT60MS or PLT72MS).

OPTIONAL TRAINING TABLE ACCESSORIES

TABLE HARDWARE & CASTERS

MODEL #	DESCRIPTION	LIST PRICE
* PLT60MS	60" Stiffener Support (For Tops 60" or larger stiffener required for Leg Style 3)	\$40.00
* PLT72MS	72" Stiffener Support (For Tops 72" stiffener required for Leg Style 3)	\$50.00
PLTFB	Flat Bracket	\$20.00
PLTGC	Ganging Hardware	\$50.00
PLTTS	Thumb Screws (Pkg of 4)	\$20.00
** PLTCS	Locking Casters (Set of 2)	\$40.00

**PLTCS casters only fit PLTLEG24 & PLTLEG30.



PERFORATED MODESTY PANEL
(All Panels -18"H)
(For "T", Post & Square Leg Bases.)

MODEL #	LIST PRICE
★ MMP1841 (For 48"W Table Tops)	\$109.00
★ MMP1853 (For 60"W Table Tops)	\$129.00
★ MMP1865 (For 72"W Table Tops)	\$149.00

Finishes In Stock: White, Silver & Black



MODESTY PANEL
(All Panels - 12"H)
(For Flip Top Nesting Table Bases - Style 2)

MODEL #	LIST PRICE
PTLFMOD48 (For 48"W Table Tops)	\$81.00
PTLFMOD60 (For 60"W Table Tops)	\$92.00
PTLFMOD72 (For 72"W Table Tops)	\$102.00

Finishes In Stock: White, Silver & Black



BASE STYLE 6

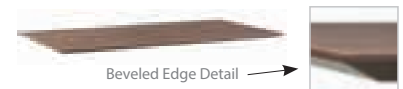
UNITE ADJUSTABLE HEIGHT LEG

Pictured w/Julep Collection

OS TRAINING TABLES by OfficeSource®

COMPONENTS

2 CHOOSE WORK SURFACE STYLE, SIZE & SHAPE



RECTANGULAR TOPS

MODEL #	DIMENSION	LIST PRICE
PLT2436	36"W x 24"D	\$205.00
PLT2442	42"W x 24"D	\$225.00
PLT2448	48"W x 24"D	\$235.00
PLT2460	60"W x 24"D	\$265.00
PLT2466	66"W x 24"D	\$289.00
PLT2472	72"W x 24"D	\$289.00
PLT3048	48"W x 30"D	\$255.00
PLT3060	60"W x 30"D	\$319.00
PLT3066	66"W x 30"D	\$339.00
PLT3072	72"W x 30"D	\$339.00
PLT3672	72"W x 36"D	\$409.00

HALF ROUND TOPS*

MODEL #	DIMENSION	LIST PRICE
PLT2448HR	48"W x 24"D	\$225.00
PLT3060HR	60"W x 30"D	\$369.00

*Will not work with Flip Top Bases



120 DEGREE TOP

MODEL #	DIMENSION	LIST PRICE
PLT120D2436	62 1/4"W x 38 3/4"D	\$409.00

RECTANGULAR "BEVELED EDGE" TOPS*

MODEL #	DIMENSION	LIST PRICE
PLBE2460	60"W x 24"D	\$319.00
PLBE2472	72"W x 24"D	\$359.00
PLBE3060	60"W x 30"D	\$379.00
PLBE3072	72"W x 30"D	\$409.00

*Will not work with Flip Top Bases

Please Note: Tops 60" or larger require the purchase of a stiffener bar (PLT60MS or PLT72MS).

FINISHES IN STOCK - RECTANGULAR BEVELED TOPS:



Coastal Gray



Modern Walnut



Espresso

FINISHES IN STOCK - RECTANGULAR, 120 DEGREE, TRAPEZOID, HALF ROUND & CRESCENT TOPS:



Cherry



Espresso



Mahogany



Honey




Maple



Modern Walnut



Coastal Gray



White
(Rectangular tops only)

BASE STYLE 1 FLIP TOP/NESTING

Pictured w/Triumph Collection

FOLDED & NESTED



TYPICAL OST13 ★

Total List: \$4,488.00

Excludes Seating & Accessories.

Overall Dimensions: 144"W x 168"D x 29½"H



TYPICAL OST13

MODEL #	QTY	DESCRIPTION	W x D x H	LIST PRICE
PLT2472	6	Rectangular Top	72 x 24 x 1	\$289.00 ea.
PBF72	6	Flip Top, Nesting Base	71 x 20½ x 28½	\$459.00 ea.



TYPICAL OST14 ★

Total List: \$4,164.00

Excludes Seating & Accessories.

Individual Table Dimensions: 60"W x 24"D x 29½"H

TYPICAL OST14

MODEL #	QTY	DESCRIPTION	W x D x H	LIST PRICE
PLT2460	6	Rectangular Top	60 x 24 x 1	\$265.00 ea.
PBF60	6	Flip Top, Nesting Base	59 x 20½ x 28½	\$429.00 ea.



TYPICAL OST03 ★

Total List: \$2,456.00

Excludes Seating & Accessories.

Individual Table Dimensions: 48"W x 24"D x 29½"H

TYPICAL OST03

MODEL #	QTY	DESCRIPTION	W x D x H	LIST PRICE
PLT2448	4	Rectangular Top	48 x 24 x 1	\$235.00 ea.
PBF48	4	Flip Top, Nesting Base	47¼ x 20½ x 28½	\$379.00 ea.



Gold Stars Indicate
Product New for 2019.

TYPICAL CONFIGURATIONS

Pictured w/CoolMesh Pro Collection

BASE STYLE 2 FLIP TOP/NESTING

ADJUSTABLE CASTERS



TYPICAL OST15 ★
Total List: \$5,449.00



Excludes Seating & Accessories.

Individual Table Dimensions: 60"W x 30"D x 29½"H

TYPICAL OST15

MODEL #	QTY	DESCRIPTION	W x D x H	LIST PRICE
PLT3060	5	Rectangular Top	60 x 30 x 1	\$319.00 ea.
PTLF60	5	Flip Top, Nesting Base	55 x 24 x 28½	\$565.00 ea.
MWB3366SI	1	Magnetic Mobile White Board	35½ x 22 x 29½	\$1,029.00



TYPICAL OST16 ★
Total List: \$4,565.00

Excludes Seating & Accessories.

Individual Table Dimensions: 60"W x 30"D x 29½"H

TYPICAL OST16

MODEL #	QTY	DESCRIPTION	W x D x H	LIST PRICE
PLT3060	4	Rectangular Top	60 x 30 x 1	\$319.00 ea.
PTLF60	4	Flip Top, Nesting Base	55 x 24 x 28½	\$565.00 ea.
MWB3366SI	1	Magnetic Mobile White Board	35½ x 22 x 29½	\$1,029.00



TYPICAL OST06
Total List: \$4,880.00

Excludes Seating & Accessories.

Individual Table Dimensions: 60"W x 30"D x 29½"H

TYPICAL OST06

MODEL #	QTY	DESCRIPTION	W x D x H	LIST PRICE
PLT3060	5	Rectangular Top	60 x 30 x 1	\$319.00 ea.
PTLF60	5	Flip Top, Nesting Base	55 x 24 x 28½	\$565.00 ea.
PTLFMOD60	5	Modesty Panel	45 x ¼ x 10¼	\$92.00 ea.



Gold Stars Indicate
Product New for 2019.

ACCESSORIES
ADD A MOBILE POWER TOWER
AND/OR A SPRY MOBILE
MAGNETIC MARKER BOARD TO
YOUR TRAINING ROOM!

BASE STYLE 3 "T" POST LEG STYLE

Pictured w/CoolMesh Pro Collection

OS TRAINING TABLES
by OfficeSource®



TYPICAL OST17 ★ Total List: \$5,274.00

Excludes Seating & Accessories.

Overall Dimensions: 180"W x 90"D x 29½"H

TYPICAL OST17

MODEL #	QTY	DESCRIPTION	W x D x H	LIST PRICE
PLT3060	5	Rectangular Table Top	60 x 30 x 1	\$319.00 ea.
PLTLEG30	10	"T" Table Base	27 x 7¾ x 28	\$245.00 ea.
PLT60MS	5	Stiffener Support	48 x 2¼ x 1	\$40.00 ea.
MWB3366SI	1	Magnetic Mobile White Board	35½ x 22 x 29½	\$1,029.00



TYPICAL OST18 ★ Total List: \$5,980.00

Excludes Seating & Accessories.

Individual Table Dimensions: 192"W x 60"D x 29½"H

TYPICAL OST18

MODEL #	QTY	DESCRIPTION	W x D x H	LIST PRICE
PLT3048	6	Rectangular Table Top	60 x 30 x 1	\$255.00 ea.
PLT2460	2	Rectangular Table Top	60 x 24 x 1	\$265.00 ea.
PLTLEG30	12	"T" Table Base	27 x 7¾ x 28	\$245.00 ea.
PLTLEG24	4	"T" Table Base	21 x 7¾ x 28	\$225.00 ea.
PLT60MS	2	Stiffener Support	48 x 2¼ x 1	\$40.00 ea.



TYPICAL OST19 ★ Total List: \$7,108.00

Excludes Seating & Accessories.

Individual Table Dimensions: 48"W x 30"D x 29½"H



Gold Stars Indicate
Product New for 2019.

TYPICAL OST19

MODEL #	QTY	DESCRIPTION	W x D x H	LIST PRICE
PLT3048	8	Rectangular Table Top	48 x 30 x 1	\$255.00 ea.
PLTLEG30	16	"T" Table Base	27 x 7¾ x 28	\$245.00 ea.
PLTAP1542S	4	Acrylic Screen	42 x ¼ x 15	\$200.00 ea.
PLTSBUDMDUALSI	4	Desk Mount Screen Brackets	(Set of 2)	\$87.00 ea.





BASE STYLE 3 "T" POST LEG STYLE

*Pictured w/Variant Privacy Screens
& Franklin Collection*

OS TRAINING TABLES
by OfficeSource®



BASE STYLE 4 POST LEG STYLE



BASE STYLE 5 OFFSET SQUARE LEG STYLE

↑ TYPICAL OST20 ★ Total List: \$8,146.00

Excludes Seating & Accessories.

Individual Table Dimensions: 48"W x 30"D x 29½"H

TYPICAL OST20

MODEL #	QTY	DESCRIPTION	W x D x H	LIST PRICE
PLT3060	10	Rectangular Table Top	60 x 30 x 1	\$319.00 ea.
PLTLEG30	12	"T" Table Base	27 x 7½ x 28	\$245.00 ea.
PLTAP1530S	8	Acrylic Screen	30 x 1¼ x 15	\$165.00 ea.
PLTSBUDMDUALSI	8	Dual Mount Screen Bracket (Set of 2)	5¼ x 1¼ x 3¼	\$87.00 ea.

← TYPICAL OST07 Total List: \$3,156.00

Excludes Seating & Accessories.

Individual Table Dimensions: 72"W x 30"D x 29½"H

TYPICAL OST07

MODEL #	QTY	DESCRIPTION	W x D x H	LIST PRICE
PLT3072	4	Rectangular Top	72 x 30 x 1	\$339.00 ea.
PLTLEGPSI	16	Post Table Leg	2½ Dia x 28½	\$100.00 ea.
PLT72MS	4	Stiffener Support	60¼ x 2¼ x 1	\$50.00 ea.

← TYPICAL OST08 Total List: \$4,236.00

Excludes Seating & Accessories.

Individual Table Dimensions: 60"W x 30"D x 29½"H

★ Gold Stars Indicate
Product New for 2019.

TYPICAL OST08

MODEL #	QTY	DESCRIPTION	W x D x H	LIST PRICE
PLT3060	4	Rectangular Top	60 x 30 x 1	\$319.00 ea.
PLTSQPOSTLEG	16	Offset Square Legs	2 x 2 x 28½	\$175.00 ea.
PLT60MS	4	Stiffener Support	48 x 2¼ x 1	\$40.00 ea.



(1) PL137 - 10' Table
Pictured w/Chelsea Collection

OS CONFERENCE TABLES
- RACETRACK TOPS
by OfficeSource®

RACETRACK CONFERENCE TABLE W/SLAB BASE

MODEL #	LENGTH	DIMENSION	LIST PRICE
PL135	6' Table Length	71"W x 35"D x 29½"H	\$535.00
PL136	8' Table Length	95"W x 44"D x 29½"H	\$949.00
PL137*	10' Table Length	120"W x 47¼"D x 29½"H	\$1,512.00
PL138*	12' Table Length	144"W x 47¼"D x 29½"H	\$2,067.00

*Two Piece Tops, Two Grommets

Please Note: Wire grommets standard on all tables.

RACETRACK CONFERENCE TABLE W/ELLIPTICAL BASE**

MODEL #	LENGTH	DIMENSION	LIST PRICE
PLELP136	8' Table Length	95"W x 44"D x 29½"H	\$1,579.00
PLELP137*	10' Table Length	120"W x 47¼"D x 29½"H	\$2,142.00
PLELP138*	12' Table Length	144"W x 47¼"D x 29½"H	\$3,031.00

**Cherry, Mahogany, Honey, and Maple come standard with black trim legs, while Espresso, Modern Walnut, White & Coastal Gray come standard with silver.

PRESENTATION BOARD

SKU: PL100
48"W x 48"H
List: \$899.00
(Not Pictured)

POWER GROMMET INSERT



OPTIONAL POWER INSERT

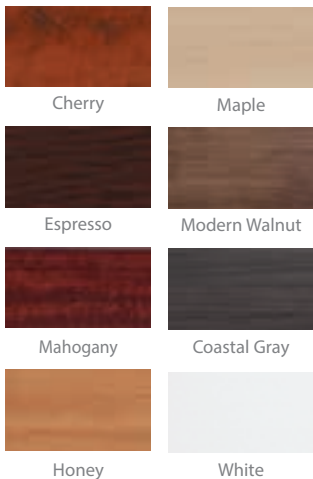
SKU: PLTBPOWER

- 2 Power outlets
- 1 Data outlet; 1 phone outlet
- 1 Usb port; 1 hdmi port
- 8' Power cord

Colors: BLK Black or SI Silver
List: \$529.00

★ Gold Stars Indicate Product New for 2019.

FINISHES IN STOCK:



TWO-TONE OPTION AVAILABLE!



STORAGE BUFFET - 36"H

SKU: PL172 ★

- 1 Small drawer & 2 doors
 - Doors have locks
- 35½"W x 22"D x 36"H
List: \$1,099.00

FULLY ASSEMBLED



Optional 5 Outlet + 4 USB Charging Disc

OS CONFERENCE TABLES - RACETRACK EXPANDABLE TOPS by OfficeSource®

OfficeSource®
05030



(1) PLC14 - 14' Table
Pictured w/CoolMesh Collection

**EXPANDABLE TABLES!
TWO-TONE OPTION AVAILABLE!**

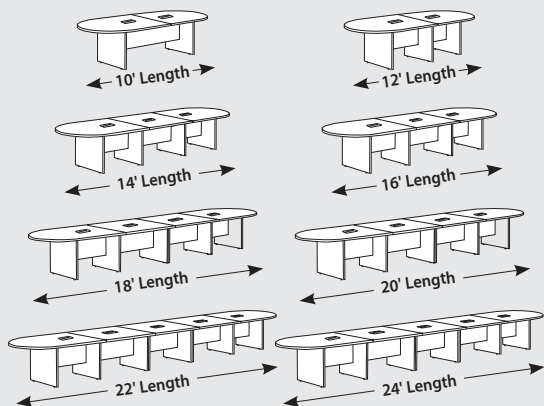


**RACETRACK WITH
ELLIPTICAL BASE**

Elliptical Base

*Pictured w/Optional Silver Power Grommet Insert

SAMPLE OF TABLE SIZES



Additional Sizes Available Call For Details.

Please Note: Wire grommets standard on all tables.



Some items in this collection
come ready-to-assemble.

RACETRACK CONFERENCE TABLE W/SLAB BASE - 48"D X 29-1/2"H

MODEL #	LENGTH	LIST PRICE
PL137*	10' Length	\$1,512.00
PL138*	12' Length	\$2,067.00
PLC14	14' Length	\$2,562.00
PLC16	16' Length	\$2,942.00
PLC18	18' Length	\$3,437.00
PLC20	20' Length	\$3,817.00
PLC22	22' Length	\$4,312.00
PLC24	24' Length	\$4,692.00
PLC26	26' Length	\$5,187.00
PLC28	28' Length	\$5,567.00
PLC30	30' Length	\$6,062.00

*Two Piece Tops, Two Grommets

**Cherry, Mahogany, Honey, & Maple come standard with black trim legs, while Espresso, Modern Walnut, White & Coastal Gray come standard with silver.

RACETRACK CONFERENCE TABLE W/ELLIPTICAL BASE** - 48"D X 29-1/2"H

MODEL #	LENGTH	LIST PRICE
PLELP137*	10' Length	\$2,142.00
PLELP138*	12' Length	\$3,031.00
PLCELP14	14' Length	\$4,025.00
PLCELP16	16' Length	\$4,405.00
PLCELP18	18' Length	\$5,399.00
PLCELP20	20' Length	\$5,779.00
PLCELP22	22' Length	\$6,773.00
PLCELP24	24' Length	\$7,153.00
PLCELP26	26' Length	\$8,147.00
PLCELP28	28' Length	\$8,527.00
PLCELP30	30' Length	\$9,521.00


FINISHES IN STOCK:



Cherry



Espresso



Mahogany




Honey




Maple



Modern Walnut



Coastal Gray



White



Pictured (1)
PLC20 - 20' Table

POWER GROMMET INSERT



Closed



Open

OPTIONAL POWER INSERT SKU: PLTBPOWER

- 2 Power outlets; 1 data outlet
- 1 Phone; 1 usb port; 1 hdmi port
- 8' Power cord

Colors: BLK Black or SI Silver
List: \$529.00



OSCONFERENCE2
Total List: \$1,848.00

Includes: (1) PL236, (1) PL100
Excludes Seating & Power Insert.

Pictured w/CoolMesh Collection

OS CONFERENCE TABLES
- BOAT SHAPED TOPS
by OfficeSource®

BOAT SHAPE CONFERENCE TABLE W/SLAB BASE

MODEL #	LENGTH	DIMENSION	LIST PRICE
PL235	6' Table Length	72"W x 20/35"D x 29½"H	\$535.00
PL236	8' Table Length	95"W x 28/44"D x 29½"H	\$949.00
PL237*	10' Table Length	120"W x 32/48"D x 29½"H	\$1,512.00
PL238*	12' Table Length	144"W x 32/48"D x 29½"H	\$2,067.00

*Two Piece Tops, Two Grommets

BOAT SHAPE CONFERENCE TABLE W/ELLIPTICAL BASE**

MODEL #	LENGTH	DIMENSION	LIST PRICE
PLELP236	8' Table Length	95"W x 28/44"D x 29½"H	\$1,579.00
PLELP237*	10' Table Length	120"W x 32/48"D x 29½"H	\$2,142.00
PLELP238*	12' Table Length	144"W x 32/48"D x 29½"H	\$3,031.00

**Cherry, Mahogany, Honey, and Maple come standard with black trim legs, while Espresso, Modern Walnut, White & Coastal Gray come standard with silver.

PRESENTATION BOARD

SKU: PL100
48"W x 48"H
List: \$899.00



4 SIDED MOBILE POWER TOWER

SKU: OSF8000SI

- Per side: 2 electrical sockets; 2 usb jacks; on/off switch
- 14' Power cord

List: \$1,019.00



Please Note: Wire grommets standard on all tables.

Elliptical Base



Some items in this collection come ready-to-assemble.

Finishes In Stock: Cherry, Mahogany, Honey, Maple, Espresso, Modern Walnut, White & Coastal Gray

POWER GROMMET INSERT



Open



Closed

OPTIONAL POWER INSERT

SKU: PLTBPOWER

- 2 Power outlets
- 1 Data outlet; 1 phone outlet
- 1 Usb port; 1 hdmi port
- 8' Power cord

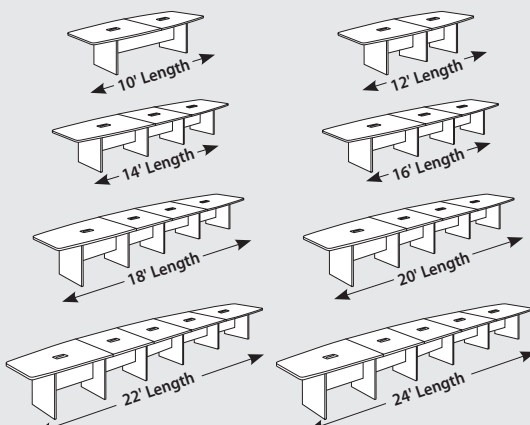
Colors: BLK Black or SI Silver
List: \$529.00

**EXPANDABLE TABLES!
TWO-TONE OPTION AVAILABLE!**

OS CONFERENCE TABLES - BOAT SHAPED EXPANDABLE TOPS by OfficeSource®

PLCBELP20, 20' Table
w/Elliptical Base
Pictured w/Franklin, Bleecker & Integrate Collections

SAMPLE OF TABLE SIZES



Additional Sizes Available Call For Details.

BOAT SHAPED CONFERENCE TABLE W/SLAB BASE - 48"D X 29-1/2"H

MODEL #	LENGTH	LIST PRICE
PL237*	10' Length	\$1,512.00
PL238*	12' Length	\$2,067.00
PLCB14	14' Length	\$2,562.00
PLCB16	16' Length	\$2,942.00
PLCB18	18' Length	\$3,437.00
PLCB20	20' Length	\$3,817.00
PLCB22	22' Length	\$4,312.00
PLCB24	24' Length	\$4,692.00
PLCB26	26' Length	\$5,187.00
PLCB28	28' Length	\$5,567.00
PLCB30	30' Length	\$6,062.00

*Two Piece Tops, Two Grommets

**Cherry, Mahogany, Honey, & Maple come standard with black trim legs, while Espresso, Modern Walnut, White & Coastal Gray come standard with silver.

BOAT SHAPED CONFERENCE TABLE W/ELLIPTICAL BASE - 48"D X 29-1/2"H

MODEL #	LENGTH	LIST PRICE
PLELP237*	10' Length	\$2,142.00
PLELP238*	12' Length	\$3,031.00
PLCBELP14	14' Length	\$4,025.00
PLCBELP16	16' Length	\$4,405.00
PLCBELP18	18' Length	\$5,399.00
PLCBELP20	20' Length	\$5,779.00
PLCBELP22	22' Length	\$6,773.00
PLCBELP24	24' Length	\$7,153.00
PLCBELP26	26' Length	\$8,147.00
PLCBELP28	28' Length	\$8,527.00
PLCBELP30	30' Length	\$9,521.00

FINISHES IN STOCK:



Cherry



Espresso



Mahogany




Honey



Maple



Coastal Gray



White



Modern Walnut

Please Note: Wire grommets standard on all tables.



Some items in this collection come ready-to-assemble.

OPTIONAL POWER INSERT SKU: PLTBPOWER

- 2 Power outlets; 1 data outlet
- 1 Phone; 1 usb port; 1 hdmi port
- 8' Power cord

Colors: BLK Black or SI Silver
List: \$529.00

POWER GROMMET INSERT



Closed



Open

**TWO-TONE OPTION AVAILABLE
ON 8' OR LARGER TABLES!**

*Pictured w/Franklin, Integrate
& Rise Collections*

Conference/Multi-Purpose Tables *by OfficeSource®*

DESIGN YOUR OWN WITH **OfficeSource®**

YOUR TABLE, YOUR WAY! **BUILD YOUR CUSTOM TABLE...**

Well designed meeting room can facilitate great discussions, idea generation, productive meetings, and even just a place to relax. The perfect conference table can help create a professional environment when interacting with clients or customers. The perfect multi-purpose table can create an atmosphere for collaboration and enjoy a break or a meal.

1 CHOOSE BASE STYLE & FINISH - SEVERAL BASES TO CHOOSE FROM

1. Cube Style Base - (8 Laminate Finishes)
2. X Style Base - (8 Laminate Finishes)
3. Board Style Base - (Brushed Aluminum)
4. Oblique Style Base - (Silver & White)
5. Unite Style Base - 28½" - (Silver, White & **NEW!** Black)
6. Unite Offset Leg Base - (Silver, White & **NEW!** Black)
7. Arc Style Base - (White)
8. Square Post Leg - (Silver, White & Black)

2 CHOOSE A TOP STYLE - SEVERAL SHAPES AND SIZES


1. Rectangular - Square & Beveled Edge
2. Round or Square
3. Boatshape - Square & Beveled Edge
4. Half Racetrack
5. Half Boatshape
6. Glass

Laminate Finishes In Stock: Cherry, Mahogany, Honey, Maple, Espresso, Modern Walnut, White & Coastal Gray



OS CONFERENCE/MULTI-PURPOSE TABLES by OfficeSource®

CUSTOM BUILD YOUR TRAINING OR MULTI-PURPOSE TABLE BY COMBINING TABLE TOPS AND BASES!



CUBE STYLE BASES

#PLCUBE20 (3)

(Available in both Standard - 29"H & Café - 41"H)



BOARD STYLE BASES


#PLTBTB32BRU (2)



OBLIQUE STYLE BASES

#PLTVALEG3642 (4)


Can be combined with Unite Inset Leg.



OBLIQUE STYLE BASES W/UNITE INSET BASE

#PLTVALEG3642 (2), #PLTULEG4860ILCMB (2)

Can be combined with Unite Inset Leg.



RACETRACK TOP (Mix & Match Finish Choices)



CUBE STYLE BASE

#PLCUBE20 (2)

(Standard or Café Height)

ROUND TOP (Standard Edge)



X STYLE BASE

#PLWXB3642

(Standard Height)

SQUARE TOPS (Grommets Standard)



BEVELED
EDGE


SQUARE
EDGE

CUBE STYLE BASE

#PLCUBE20

Can be used as stand
alone base with Square
& Round Tops.

LAMINATE FINISHES IN STOCK:



COMPATIBLE TOP SHAPES

Racetrack, Boatshape,
Rectangular, Square,
Rectangular Beveled
& Round Beveled



Some items in this collection
come ready-to-assemble.

HOW TO ORDER

1 FIRST - SELECT YOUR TABLE SHAPE, SIZE & FINISH


CHOOSE FROM - Boat Shaped Beveled Edge, Rectangular Beveled Edge, Boat Shaped, Racetrack, Rectangular, Round, Round Glass or Square.



RECTANGULAR TOP

Also Available w/Square Edge

BEVELED EDGE



BEVELED EDGE
(PLBE539T)



BOAT SHAPED TOP ★

NEW! Also Available w/Beveled Edge



RACETRACK TOP



BEVELED EDGE TOP

Rectangular &
Boat Shaped Only



SQUARE TOP



ROUND TOP



ROUND GLASS TOP



Gold Stars Indicate
Product New for 2019.

CONFERENCE TOPS

BOAT SHAPED "BEVELED EDGE" CONFERENCE TOPS

MODEL #	DESCRIPTION	DIMENSION	LIST PRICE
PLBE8236T ★	8' Boat Shape Beveled Top	95"W x 44"D x 1"H	\$699.00
PLBE8237THALF* ★	5' Boat Shape Beveled Top	60"W x 48"D x 1"H	\$579.00
PLBE8238THALF* ★	6' Boat Shape Beveled Top	72"W x 48"D x 1"H	\$619.00

*Two needed to make a 10' or 12' table.

RECTANGULAR "BEVELED EDGE" CONFERENCE TOPS

MODEL #	DESCRIPTION	DIMENSION	LIST PRICE
PLBE539T	4' Rectangular Beveled Top	48"W x 48"D x 1"H	\$519.00
PLBE537T	5' Rectangular Beveled Top	60"W x 48"D x 1"H	\$579.00
PLBE538T	6' Rectangular Beveled Top	72"W x 48"D x 1"H	\$619.00

BOAT SHAPED CONFERENCE TOPS

MODEL #	DESCRIPTION	DIMENSION	LIST PRICE
PL236T	8' Boat Shape Top	95"W x 44"D x 1½"H	\$525.00
PL237THALF*	5' Boat Shape Top	60"W x 47¼"D x 1½"H	\$509.00
PL238THALF*	6' Boat Shape Top	72"W x 47¼"D x 1½"H	\$699.00

*Two needed to make a 10' or 12' table.

RACETRACK CONFERENCE TOPS

MODEL #	DESCRIPTION	DIMENSION	LIST PRICE
PL136T	8' Racetrack Top	95"W x 44"D x 1½"H	\$525.00
PL137THALF*	5' Racetrack Top	60"W x 47¼"D x 1½"H	\$509.00
PL138THALF*	6' Racetrack Top	72"W x 47¼"D x 1½"H	\$699.00

*Two needed to make a 10' or 12' table.

SQUARE & HALF TOPS

MODEL #	DESCRIPTION	DIMENSION	LIST PRICE
PL139T	4' Square Top Section	47¼"W x 47¼"D x 1½"H	\$515.00
PL137THALF	1/2 Racetrack Top	60"W x 47¼"D x 1½"H	\$509.00
PL237THALF	1/2 Boat Shape Top	60"W x 47¼"D x 1½"H	\$509.00
PL138THALF	1/2 Racetrack Top	72"W x 47¼"D x 1½"H	\$699.00
PL238THALF	1/2 Boat Shape Top	72"W x 47¼"D x 1½"H	\$699.00

*Two needed to make a 10' or 12' table.

Please Note: Wire grommets standard on all conference tops. Two Piece Tops, Two Grommets

OPTIONAL POWER INSERT SKU: PLTBPOWER

- 2 Power outlets; 1 data outlet
- 1 Phone; 1 usb port; 1 hdmi port
- 8' Power cord

Colors: BLK Black or SI Silver

List: \$529.00



MULTI-PURPOSE TOPS


RECTANGULAR TOPS

MODEL #	DESCRIPTION	DIMENSION	LIST PRICE
PLT2460	Rectangular Top	60"W x 24"D x 1"H	\$265.00
PLT2466	Rectangular Top	66"W x 24"D x 1"H	\$289.00
PLT2472	Rectangular Top	72"W x 24"D x 1"H	\$289.00
PLT3060	Rectangular Top	60"W x 30"D x 1"H	\$319.00
PLT3066	Rectangular Top	66"W x 30"D x 1"H	\$339.00
PLT3072	Rectangular Top	72"W x 30"D x 1"H	\$339.00
PLBE2460	Rectangular Beveled Top	60"W x 24"D x 1"H	\$319.00
PLBE2472	Rectangular Beveled Top	72"W x 24"D x 1"H	\$359.00
PLBE3060	Rectangular Beveled Top	60"W x 30"D x 1"H	\$379.00
PLBE3072	Rectangular Beveled Top	72"W x 30"D x 1"H	\$409.00


ROUND & SQUARE TOPS

MODEL #	DESCRIPTION	DIMENSION	LIST PRICE
PLT24R	24" Round Top	24" Dia x 1"H	\$145.00
PLT30R	30" Round Top	30" Dia x 1"H	\$175.00
PLT36R	36" Round Top	36" Dia x 1"H	\$205.00
PLT42R	42" Round Top	42" Dia x 1"H	\$235.00
PLT48R	48" Round Top	48" Dia x 1"H	\$289.00
PGT24RCLEAR	24" Round Glass Top	24" Dia x ½"H	\$329.00
PGT36RCLEAR	36" Round Glass Top	36" Dia x ½"H	\$429.00
PLT24S	24" Square Top	24"W x 24"D x 1"H	\$145.00
PLT30S	30" Square Top	30"W x 30"D x 1"H	\$175.00
PLT36S	36" Square Top	36"W x 36"D x 1"H	\$205.00
PLT42S	42" Square Top	42"W x 42"D x 1"H	\$235.00
PLT48S	48" Square Top	48"W x 48"D x 1"H	\$289.00

(PL & PLT) - LAMINATE FINISHES IN STOCK:



(PLBE) BEVELED EDGE TABLE TOP - LAMINATE FINISHES IN STOCK:



HOW TO ORDER

2 SECOND - SELECT YOUR BASE STYLE



**RACETRACK TOP
W/CUBE BASE**
PLT137THALF (2)
w/PLCUBE (2)



**SQUARE TOP
W/CUBE BASE**
PL139T, PLCUBE20



**ROUND TOP
W/TRI-LEG BASE**
PLT30R, PLVLEG128 (3)



**RECTANGULAR TOP
W/UNITE 41"H BASE**
PLT3072, PLTLEG3041(2),
PLTCBBDESKBAM72 (2)



**RECTANGULAR TOP
W/SQUARE POST BASE**
PLT2472, PLTPOSTSQCB, PLTMAINDESKBEAM72 (2), PLTMAINDESKBEAM24 (1)

CUSTOM BUILD YOUR TABLE!

OBLIQUE, TRI-LEG, UNITE INSET, BOARD, ARC, CUBE & SQUARE POST BASES



OBLIQUE LEG



TRI-LEG



**UNITE
INSET LEG**



BOARD TABLE BASE



ARC LEG



SQUARE POST BASE
(w/CBB Brackets)



UNITE LEGS
(29" or 41" High Option)



CUBE BASE
(29" or 41" High Option)

OBLIQUE, UNITE, TRI-LEG, SQUARE POST TABLE BASES

(28½" & 41½"H)

MODEL #	DESCRIPTION	DIMENSIONS	LIST PRICE
PLTVALEG2430	Oblique Leg Base	23¼"W x 5"D x 28½"H	\$195.00
PLTVALEG3642	Oblique Leg Base	35"W x 5"D x 28½"H	\$255.00
PLTVALEG4860	Oblique Leg Base	43¼"W x 5"D x 28½"H	\$299.00
PLTVLEG128	Tri-Leg (Single Leg)	1"W x 5"D x 29½"H	\$92.00
PLTULEG24	Unite Leg - 28½"H	(For 24"D Tops)	\$225.00
PLTULEG30	Unite Leg - 28½"H	(For 30"D Tops)	\$235.00
PLTULEG36	Unite Leg - 28½"H	(For 36"D Tops)	\$319.00
PLTULEG48	Unite Leg - 28½"H	(For 2 - 24"D Tops)	\$339.00
PLTULEG60	Unite Leg - 28½"H	(For 2 - 30"D Tops)	\$359.00
PLTULEG2441	Unite Leg - 41"H	(For 24"D Tops)	\$259.00
PLTULEG3041	Unite Leg - 41"H	(For 30"D Tops)	\$265.00
PLTULEG3641	Unite Leg - 41"H	(For 36"D Tops)	\$349.00
PLTULEG4841	Unite Leg - 41"H	(For 2 - 24"D Tops)	\$379.00
PLTULEG6041	Unite Leg - 41"H	(For 2 - 30"D Tops)	\$409.00
PLTULEG4860ILCMB	Unite Inset Leg	35"W x 10½"D x 28½"H	\$509.00
PLTULEG4860ILMB41*	Unite Inset Leg	35"W x 10½"D x 40½"H	\$409.00
PLTULEG4860C41	Unite Inset Leg Cover	16"W x 1"D x 36¼"H	\$225.00
PLTARCLEG2430	Arc Leg Base	23¼"W x 1½"D x 28½"H	\$199.00
PLTARCLEG4860	Arc Leg Base	43¼"W x 1½"D x 28½"H	\$210.00
PLTPOSTSQCB	Square Post Leg w/CBB Brackets (4 pack)		\$299.00

Please Note: *Café Height base can be used with rectangular tops, but require two bases. Table Base Heights do not include top, add top thickness of 1" for complete table height.

CUBE & BOARD TABLE BASE

MODEL #	DESCRIPTION	DIMENSION	LIST PRICE
PLTBTB32BRU	Board Table Base	32"W x 16"D x 28½"H	\$539.00
PLCUBE20	Cube Table Base	19½"W x 19½"D x 29½"H	\$379.00
PLCUBE2040	Pedestal Cube Table Base	21¼"W x 21¼"D x 40½"H	\$409.00

(Laminate Bases) - Finishes In Stock:

Cherry, Mahogany, Honey, Maple, Espresso, Modern Walnut, White & Coastal Gray

TABLE HARDWARE - Beams & Supports for Oblique Bases Only.

ADD BEAMS	LIST PRICE
PLTMAINDESKBEAM24 (Pair)	\$71.00
PLTMAINDESKBEAM30 (Pair)	\$92.00
PLTMAINDESKBEAM36	\$61.00
PLTMAINDESKBEAM48	\$71.00
PLTMAINDESKBEAM60	\$88.00
PLTMAINDESKBEAM66	\$102.00
PLTMAINDESKBEAM72	\$112.00
PLTRETSUPPORT	\$61.00
PLTMBMBC Beam Connector (Pair)	\$50.00

(Metal Bases) - Finishes In Stock

Oblique: Silver & White
Unite Leg - 28½": Silver, White & NEW! Black
Unite Leg - 40½": Silver
Unite Inset - 28½": Silver, White & NEW! Black
Unite Inset - 40½": Silver
Tri-Leg: Silver & White
Board Table: Brushed Aluminum
Square Post: Silver
Arc: White

ADD BEAMS
For complete specifications and details, please call your sales representative for details.



TECHNOLOGY

Optional Monitor Stand

Please See Variant Collection for Additional Bases Styles & Unite Leg Base Hardware!

STANDARD HEIGHT BASES

All Metal Bases Available in Standard or Café Height; Round, Square and 4 Prong also Available in Occasional Height



CROSS BASE – Standard - 29"H or Café - 41"H



4 PRONG BASE – Occasional - 19"H, Standard - 29"H or Café - 41"H



ROUND BASE

Occasional - 19"H, Standard - 29"H or Café Height - 41"H



X BASE

28½"H



SQUARE BASE

Occasional - 19"H, Standard - 29"H or Café Height - 41"H



PNEUMATIC ADJ. HEIGHT



TABLE BASES - (CROSS) – Standard - 29"H or Café - 41"H

MODEL #	DESCRIPTION	LIST PRICE
PLTXBM24BLK	Standard Base - Black (Fits up to 36" Tops)	\$195.00
PLTXBM24CHRM	Standard Base - Chrome (Fits up to 36" Tops)	\$225.00
PLTXBM33BLK	Standard Base - Black (Fits up to 48" Tops)	\$225.00
PLTXBM33CHRM	Standard Base - Chrome (Fits up to 48" Tops)	\$245.00
PLTXBM3341BLK	Café Height Base - Black (Fits up to 36" Tops)	\$285.00
PLTXBM3341CHRM	Café Height Base - Chrome (Fits up to 36" Tops)	\$307.00

Cross Bases Finishes In Stock: BLK Black, CHRM Chrome

TABLE BASES - (4 PRONG) – Occasional - 19", Standard - 29"H or Café - 41"H

MODEL #	DESCRIPTION	LIST PRICE
PLTHDXB2319BRU	Occasional Height Base (Fits up to 36" Tops)	\$444.00
PLTHDXB2328BRU	Standard Base (Fits up to 36" Tops)	\$464.00
PLTHDXB2341BRU	Café Height Base (Fits up to 24" Tops)	\$514.00
PLTHDXB3019BRU	Occasional Height Base (Fits up to 48" Tops)	\$554.00
PLTHDXB3028BRU	Standard Base (Fits up to 48" Tops)	\$574.00
PLTHDXB3041BRU	Café Height Base (Fits up to 36" Tops)	\$624.00

4 Prong Bases Finish In Stock: BRU Brushed Steel

Please Note: Café Height base can be used with rectangular tops, but require two bases.

TABLE BASES - (ROUND & SQUARE)

Occasional Height - 19"H, Standard - 29"H or Café - 41"H

MODEL #	DESCRIPTION	LIST PRICE
PLTRB2319BRU	Occasional Height Round Base (Fits up to 36" Tops)	\$391.00
PLTRB2328BRU	Standard Round Base (Fits up to 42" Tops)	\$401.00
PLTRB2341BRU	Café Height Round Base (Fits up to 36" Tops)	\$434.00
PLTSQ2319BRU	Occasional Height Square Base (Fits up to 36" Tops)	\$434.00
PLTSQ2328BRU	Standard Square Base (Fits up to 42" Tops)	\$444.00
PLTSQ2341BRU	Café Height Square Base (Fits up to 36" Tops)	\$484.00

Round & Square Base Finish In Stock: BRU Brushed Steel

X & ADJ. HEIGHT TABLE BASES - 28½"H

MODEL #	DESCRIPTION	LIST PRICE
PLWXB3642	X Base (For 36" & 42" Tops)	\$175.00
PLWXB48	X Base (For 48" Top)	\$215.00

Table Finishes In Stock: Cherry, Mahogany, Honey, Maple, Espresso, Modern Walnut, White & Coastal Gray

MODEL #	DESCRIPTION	LIST PRICE
PLTPGLBSQ31	Height Adjustable Base (Pneumatic Lift) (Fits PLT30R, PLT36R, PLT30S & PLT36S Tops)	\$749.00

Height Adjustable Base Finish In Stock: BLK Black

OfficeSource® Tables are put to use in many different ways.

GREAT OPTIONS for Both STYLE and VERSATILITY.

Breakroom • Hospitality • Classroom • Office • Training • Lobby • Outdoor



INDOOR/OUTDOOR BASES

CAST IRON BASES

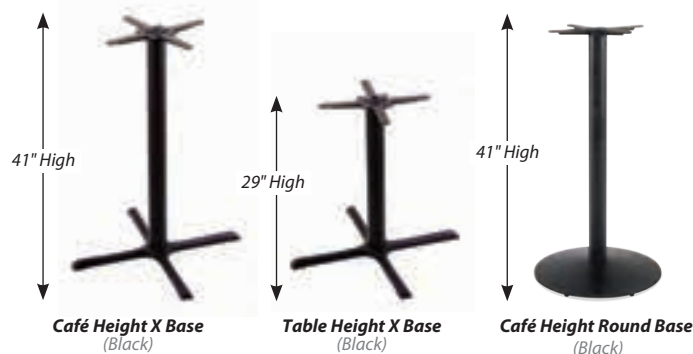


TABLE BASES - (INDOOR/OUTDOOR)

– Standard - 29"H or Café - 41"H

Both X & Round Bases support up to 50" Tops

INDOOR MODEL #	OUTDOOR MODEL #	DESCRIPTION	INDOOR LIST	OUTDOOR LIST
2113030BW	★ QSOD2113030BW	Table Height - X	\$299.00	\$549.00
2113042BW	★ QSOD2113042BW	Café Height - X	\$329.00	\$589.00
2142230BW	★ QSOD2142230BW	Table Height - Round	\$389.00	\$699.00
2142242BW	★ QSOD2142242BW	Café Height - Round	\$419.00	\$739.00

Please Note: Outdoor bases are e-coated inside and out & dipped in zinc to withstand the elements. For outdoor bases only outdoor tops can be used, no PL tops.

INDOOR OR OUTDOOR TOPS

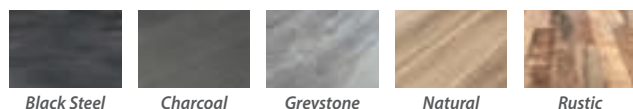



TABLE TOPS - (INDOOR or OUTDOOR)

– Square - 30" & 36" Wide; – Circle - 30" & 36" Diameter

MODEL #	DESCRIPTION	LIST PRICE
QSOD30SQ	★ Square - 30"W x 30"D x 2"H	\$407.00
QSOD36SQ	★ Square - 36"W x 36"D x 2"H	\$444.00
QSOD30R	★ Circle - 30" Dia x 2"H	\$364.00
QSOD36R	★ Circle - 36" Dia x 2"H	\$407.00



Gold Stars Indicate Product New for 2019.

QS = QUICKSHIP



ALL WEATHER FURNITURE



Please Note: Café Height base can be used with rectangular tops, but require two bases. Table Base Heights are overall heights including table top and base.



DESIGN YOUR OWN WITH OfficeSource®

Create an atmosphere for just about any environment using our OfficeSource® Tops & Bases!



Pictured w/Remark Collection

OS CONFERENCE/ MULTI-PURPOSE TABLES by OfficeSource®

★ Gold Stars Indicate
Product New for 2019.



TYPICAL OSC18 ★
Total List: \$1,603.00

Excludes Seating & Accessories.

Table Dimensions: 95"W x 44"D x 29½"H

TYPICAL OSC18

MODEL #	QTY	DESCRIPTION	W x D x H	LIST PRICE
PLTBTB32BRU	2	Board Table Base	32 x 16 x 28½	\$539.00 ea.
PL236T	1	Boat Shaped Conference Top	95 x 44 x 1½	\$525.00



Pictured w/Franklin Collection



TYPICAL OSC01
Total List: \$6,254.00

Excludes Seating & Accessories.

Overall Dimensions: 120"W x 47¼"D x 29½"H

TYPICAL OSC01

MODEL #	QTY	DESCRIPTION	W x D x H	LIST PRICE
PLTBTB32BRU	3	Board Table Base	32 x 16 x 28½	\$539.00 ea.
PL237THALF	2	Half Boat Shape Top	47 x 60½ x 2	\$509.00 ea.
PL113	2	Storage Cabinets	35½ x 22 x 29½	\$479.00 ea.
PL112	2	Two Drawer Lateral File	35½ x 22 x 29½	\$819.00 ea.
PL110	1	Desk Top	71 x 22 x 1	\$225.00
PL153	2	Open Hutch	35½ x 14 x 36	\$399.00 ea.



Pictured w/7794TNS
Mesh Back Guest Chairs



TYPICAL OSC12 ★
Total List: \$2,478.00

Excludes Seating & Accessories.

Individual Table Dimensions: 72"W x 36"D x 29½"H

TYPICAL OSC12

MODEL #	QTY	DESCRIPTION	W x D x H	LIST PRICE
PLT3672	2	Rectangular Top	72 x 36 x 1½	\$409.00 ea.
PLTULEG36	4	Unite Leg Base (For 36"D Tops)	28½"H	\$319.00 ea.
PLTCBBDESKBEAM72	2	Add Beam	67¼ x 2 x 1	\$192.00 ea.

TYPICAL CONFIGURATIONS



↑ **TYPICAL OSC04**
Total List: \$3,944.00
Excludes Seating & Accessories.
Overall Dimensions: 238½"W x 47¼"D x 29½"H

Pictured w/Cade Collection

OS CONFERENCE/ MULTI-PURPOSE TABLES by OfficeSource®

TYPICAL OSC04				
MODEL #	QTY	DESCRIPTION	W x D x H	LIST PRICE
PL238THALF	2	1/2 Boat Shape Top	47¼ x 60½	\$699.00 ea.
PLCUBE20	4	Cube Table Base	19½ x 19½ x 29½	\$379.00 ea.
PL139T	2	4' Square Top Section	47¼ x 47¼ x 1½	\$515.00 ea.



↑ **TYPICAL OSC05**
Total List: \$1,848.00
Excludes Seating & Accessories.
Overall Dimensions: 94½"W x 47¼"D x 42"H

TYPICAL OSC05				
MODEL #	QTY	DESCRIPTION	W x D x H	LIST PRICE
PL139T	2	4' Square Top	47¼ x 47¼ x 1½	\$515.00 ea.
PLCUBE2040	2	Pedestal Cube Table Base	21¼ x 21¼ x 40½	\$409.00 ea.



TYPICAL OSC13				
MODEL #	QTY	DESCRIPTION	W x D x H	LIST PRICE
PLBE539T	1	4' Square Beveled Top	48 x 48 x 1½	\$519.00
PLCUBE20	1	Cube Table Base	19½ x 19½ x 29	\$379.00

TYPICAL CONFIGURATIONS

★ Gold Stars Indicate
Product New for 2019.



TYPICAL OSC14 ★
Total List: \$3,622.00

Excludes Seating & Accessories.
Overall Dimensions: 144"W x 48"D x 29½"H

**MAGNETIC MOBILE
WHITE BOARD**
Great Presentation
or Training Aide.

Pictured w/Franklin Collection

OS CONFERENCE/ MULTI-PURPOSE TABLES

by OfficeSource®

TYPICAL OSC14

MODEL #	QTY	DESCRIPTION	W x D x H	LIST PRICE
PLTVALEG4860	3	Oblique Leg Base	43½ x 5 x 28½	\$299.00 ea.
PLBE538T	2	6' Rectangular Beveled Top	72 x 48 x 1	\$619.00 ea.
PLTMAINDESKBEAM66	4	Desk Support Beam	61½ x 2 x 1	\$102.00 ea.
PLTMBMBC	1	Beam Connector (Pair)	15¾ x ¾ x 1½	\$50.00
MWB3366SI	1	Magnetic Mobile White Board	35½ x 22 x 29½	\$1,029.00



TYPICAL OSC15 ★
Total List: \$4,037.00

Excludes Seating & Accessories.
Overall Dimensions: 191¼"W x 47¼"D x 29½"H



TYPICAL OSC09
Total List: \$7,632.00

Excludes Seating & Accessories.

Individual Table Dimensions:
72"W x 30"D x 29½"H

TYPICAL OSC09

MODEL #	QTY	DESCRIPTION	W x D x H	LIST PRICE
PLT3072	8	Rectangular Top	72 x 30 x 1½	\$339.00 ea.
PLTPOSTSQCB	8	Square Post Leg	1½ x 1½ x 28½	\$299.00 ea.
PLTMAINDESKBEAM30	8	Desk Support Beam (Set of 2)	26 x 2 x 1	\$92.00 ea.
PLTMAINDESKBEAM72	16	Desk Support Beam	67¼ x 2 x 1	\$112.00 ea.

TYPICAL OSC15

MODEL #	QTY	DESCRIPTION	W x D x H	LIST PRICE
PLTVALEG3642	2	Oblique Leg Base	35 x 5 x 29½	\$255.00 ea.
PLTULEG4860ILCMB	2	Unite Inset Leg	35 x 10½ x 28½	\$509.00 ea.
PL238THALF	2	12' Boat Shape Top	72 x 47¼ x 1½	\$699.00 ea.
PL139T	1	4' Square Top Section	47¼ x 47¼ x 1½	\$515.00
PLTMAINDESKBEAM60	4	Desk Support Beam	55¼ x 2 x 1	\$88.00 ea.
PLTRETSSUPPORT	4	Desk Support Bracket		\$61.00 ea.



Gold Stars Indicate
Product New for 2019.

TYPICAL CONFIGURATIONS

OS CONFERENCE/ MULTI-PURPOSE TABLES by OfficeSource®

← TYPICAL OSC16 ★ Total List: \$7,362.00

Excludes Seating & Accessories.

Individual Table Dimensions: 72"W x 30"D x 29½"H

TYPICAL OSC16

MODEL #	QTY	DESCRIPTION	W x D x H	LIST PRICE
PLT3072	6	Rectangular Top	72 x 30 x 1½	\$339.00 ea.
PLTSQ2328BRU	12	Standard Square Base	22¾ x 22¾ x 28	\$444.00 ea.

← TYPICAL OSC17 ★ Total List: \$5,607.00

Excludes Seating & Accessories.

Individual Table Dimensions Regular: 42"W x 42"D x 29½"H

Individual Table Dimensions Café Height: 60"W x 24"D x 41"H

TYPICAL OSC17

MODEL #	QTY	DESCRIPTION	W x D x H	LIST PRICE
PLTRB2328BRU	3	Standard Round Base	22¾"Dia x 28	\$401.00 ea.
PLT42R	3	42" Round Top	42 x 42 x 1	\$235.00 ea.
PLTSQ2341BRU	6	Café Height Square Base	22¾ x 22¾ x 41	\$484.00 ea.
PLT2460	3	Table Top	60 x 24 x 1	\$265.00 ea.

★ Gold Stars Indicate
Product New for 2019.

OS FROSTED GLASS TABLES by OfficeSource®

Table tops are 1/2" thick frosted tempered glass for a heavy and stable feel. Metallic gray steel frames provide a stable foundation and have chrome circular pods for glass support. Table base feet pivot and adjust in height to handle any uneven floors.

**6' RECTANGULAR CONFERENCE
TABLE W/1/2" THICK FROSTED
TEMPERED GLASS TOP**
SKU: GT7245REFROSTED
72"W x 45"D x 29"H
List: \$2,149.00

**8' RECTANGULAR CONFERENCE
TABLE W/1/2" THICK FROSTED
TEMPERED GLASS TOP**
SKU: GT9645REFROSTED
96"W x 45"D x 29"H
List: \$2,539.00

Finish In Stock:
Frosted Glass Top
w/Metallic Gray Base



**1/2" THICK FROSTED
TEMPERED GLASS TOPS!**

TYPICAL CONFIGURATIONS

Abbey CONFERENCE TABLES by OfficeSource®

OfficeSource®
05030

From private offices to boardrooms, the OfficeSource® Abbey Conference Tables support teamwork and association at all levels of an organization. These OfficeSource® tables are available in lengths from six to twelve feet and feature materials that express traditional aesthetic. The rich mahogany finish with picture frame moldings provides a rich, timeless look.



Pictured w/Indulge Collection

6' RECTANGULAR CONFERENCE TABLE W/PANEL BASE

SKU: 992

72"W x 42"D x 29"H

List: \$1,599.00

10' RECTANGULAR CONFERENCE TABLE W/PANEL BASE

SKU: 996

• Two piece top

120"W x 48"D x 29"H

List: \$2,539.00

8' RECTANGULAR CONFERENCE TABLE W/PANEL BASE

SKU: 910

96"W x 42"D x 29"H

List: \$1,879.00

12' RECTANGULAR CONFERENCE TABLE W/PANEL BASE

SKU: 998

• Two piece top

144"W x 48"D x 29"H

List: \$2,639.00

*TIMELESS FOUNDATION FOR TODAY'S
SOPHISTICATED WORK PLACE!*

1-3/4" THICK TOPS!



← 48" ROUND CONFERENCE TABLE W/QUEEN ANNE BASE

SKU: 984

48"Dia x 29"H

List: \$1,069.00

→ STORAGE CREDENZA SKU: 962D

72"W x 23"D x 29"H

List: \$2,859.00



**ABBEY - FINISH
IN STOCK:**

Mahogany



OS Laminate **COLLECTION** - TABLES

Our range of tables are suitable for use in many different settings. Our tables can be used in conference rooms, office floors, educational facilities and in home offices. They are an excellent way to extend the current workspace available or to provide a place to eat, hold meetings and add extra storage space.



#PL219
Pictured in Modern Walnut



#PL220
Pictured in Espresso

COFFEE TABLE

SKU: PL219

49"W x 24"D x 16"H

List: \$409.00

SOFA TABLE ★

SKU: PL221

47¼"W x 23¾"D x 28"H

List: \$529.00

END TABLE

SKU: PL220

24"W x 24"D x 20"H

List: \$289.00

★ Gold Stars Indicate
Product New for 2019.

OS LAMINATE TABLES - FINISHES AVAILABLE:



Cherry



Mahogany



Espresso



Modern Walnut



Coastal Gray



#PL221
Pictured in Coastal Gray

Keswick Reception **COLLECTION** (VENEER)

Handsome detailing on durable wooden construction. Mirroring the looks of early American stateliness, this collection is a distinguished addition to any office. Solidly built with elegant moldings and a rich English Cherry finish, these tables are workplace staples you'll be able to count on for years to come.

END TABLE

SKU: QS799010

24"W x 24"D x 24"H

List: \$635.00

SOFA/CONSOLE TABLE

SKU: QS799082

48"W x 18"D x 28"H

List: \$794.00

END TABLE TOP



#OS799010



#OS799082



KESWICK - FINISH AVAILABLE:



English Cherry



All items in these collections
come ready-to-assemble.

Finish In Stock: English Cherry

**DURABLE UV FINISH RESISTANT TO
STAINS, MARKS AND SCRATCHES!**

CHOOSE FROM 3 BASE STYLES...
LAMINATE, METAL OR CASTERS!



OfficeSource®
05030



OS PEDESTAL TABLES by OfficeSource®

TABLE W/PEDESTAL BASE **LIST PRICE**
29"W x 29"D x 15½"H w/casters 18¼"H

PL9997 (Table)	\$329.00
PL9998SI (Metal Base)*	\$175.00
PL9999BASE (Laminate Base)	\$72.00
PLPEDCASTERS (Caster Base)	\$40.00

*Metal Base Finish In Stock: Brushed Silver

Please Note: Must choose one of the three base options: Metal, Laminate or Caster.



Some items in this collection come ready-to-assemble.



#PL9997

Pictured in Maple w/Metal Base Option



#PL9997

Pictured in Modern Walnut w/Laminate Base Option



#PL9997

Pictured in Espresso w/Caster Base Option



#PL9997

Pictured in Cherry w/Metal Base Option



#PL9997

Pictured in White w/Laminate Base Option



#PL9997

Pictured in Modern Walnut w/Caster Base Option

OS PEDESTAL TABLES - FINISHES IN STOCK:



Cherry



Espresso



Mahogany



Honey




Maple



Modern Walnut



Coastal Gray



White

Orb COLLECTION TABLES by OfficeSource®

Our Orb Collection brushed silver cylinder style tables lend their clean geometry to any room. Add a top cushion for extra seating.

**1-1/2" THICK TOP
CUSHIONS OPTION!**



ORB TABLE - 16"DIA
SKU: PLDRM1616BRU
16"Dia x 16"H
List: \$859.00



ORB TABLE - 24"DIA
SKU: PLDRM2416BRU
24"Dia x 16"H
List: \$1,329.00

Orb Tables - Finish In Stock: Brushed Silver





TABLE TOPS - (ROUND, SQUARE & GLASS)

MODEL #	DESCRIPTION	DIMENSION	LIST PRICE
PLT24R	24" Round Table Top	24"Dia x 1"H	\$145.00
PLT36R	36" Round Table Top	36"Dia x 1"H	\$205.00
PLT24S	24" Square Top	24"W x 24"D x 1"H	\$145.00
PLT36S	36" Square Top	36"W x 36"D x 1"H	\$205.00
PGT24RCLEAR	24" Round Glass Top	24"Dia x ½"H	\$329.00
PGT36RCLEAR	36" Round Glass Top	36"Dia x ½"H	\$429.00

Please Note: Glass Tops come w/Metal Center Adapter.

TABLE BASES - (ROUND, SQUARE & 4 PRONG)

MODEL #	DESCRIPTION	LIST PRICE
PLTRB2319BRU	Occasional Height Round Base - 19"H (Fits up to 36" Tops)	\$391.00
PLTSQ2319BRU	Occasional Height Square Base - 19"H (Fits up to 36" Tops)	\$434.00
PLTHDXB2319BRU	Occasional Height 4 Prong Base - 19"H (Fits up to 36" Tops)	\$444.00



**SIDE C-TABLE
W/LAMINATE TOP**

SKU: PLTC66T ★
22¼"W x 15¾"D x 25½"H
List: \$140.00

Finish In Stock:
SIL Silver

**STEEL SIDE TABLE
W/GLASS TOP**

SKU: PLT18RWG22BRU ★
16"Dia x 25"H
List: \$439.00

Finish In Stock:
BRU Brushed Aluminum

★
Gold Stars Indicate
Product New for 2019.



LAMINATE TABLE TOPS - FINISHES IN STOCK:

Cherry	Espresso	Mahogany	Honey
Maple	Modern Walnut	Coastal Gray	White

Blow Mold **FOLDING TABLES** by OfficeSource®

OfficeSource® blow molded tables are strong, durable and light weight. Perfect for outdoors or indoors, these tables are constructed of durable plastic that will not chip, crack or warp. Surface resists stains and cleans with mild dish soap. Legs and support structure are powder coated heavy gauge material. These tables are 40% lighter than comparable wood tables.



#FBM3060



#FBM71R




PLASTIC BLOW-MOLDED FOLDING TABLES - (RECTANGULAR)

SKU	Dimension	Weight	List Price
FBM3060	60"L x 30"W x 29"H	30 lbs.	\$189.00
FBM3072	72"L x 30"W x 29"H	36 lbs.	\$219.00
FBM3096	96"L x 30"W x 29"H	49 lbs.	\$319.00

PLASTIC BLOW-MOLDED FOLDING TABLES - (ROUND)

SKU	Dimension	Weight	List Price
FBM60R	60"Dia x 29"H	49 lbs.	\$369.00
FBM71R	71"Dia x 29"H	75 lbs.	\$549.00

COLOR & FRAME IN STOCK:



**PERFECT FOR OUTDOORS
OR INDOORS!**

DON'T FORGET TO ORDER YOUR TABLE & CHAIR CARTS!



#FTD3502GRY



#RA106AGRY



#FCDRA51

RECTANGULAR TABLE CART

SKU: FTD3502GRY

- Gray finish
- Holds up to (20) 5' & 6' tables & (18) 8' Tables
- 76"L x 45 1/4"H x 31"D
- Weight: 74 lbs.
- List: \$559.00

ROUND TABLE CART

SKU: RA106AGRY

- Gray finish
- Holds up to (13) 71" & (14) 60" & (16) 48"
- 52"L x 40 1/2"H x 32 3/4"D
- Weight: 84 lbs.
- List: \$569.00

FOLDING CHAIR CART

SKU: FCDRA51

- Black finish
- Holds up to (60) FBM03 chairs, & (72) 1601 Or 1631 chairs
- 4" Swivel wheels
- 67"W x 31"D x 70"H
- Weight: 93 lbs.
- List: \$689.00

6000 Series **FOLDING TABLES**

Features include 3/4" particleboard core with a fused-on melamine top. All top shapes and sizes are strengthened by a steel support apron. When the table is not in use, a spring clip locks table legs in a folded position.

SKU	Top Size	List Price
SO601860	18"D x 60"W	\$386.00
SO601872	18"D x 72"W	\$402.00
SO601896	18"D x 96"W	\$442.00
SO602448	24"D x 48"W	\$386.00
SO602460	24"D x 60"W	\$402.00
SO602472	24"D x 72"W	\$420.00
SO602496	24"D x 96"W	\$456.00
SO603060	30"D x 60"W	\$434.00
SO603072	30"D x 72"W	\$452.00
SO603096	30"D x 96"W	\$492.00
SO6060R	60" Round	\$775.00



#601872BG

Pictured in Gray Nebula w/Black



#6060RBW

Pictured in Walnut w/Black



05020

→ TABLE CARTS

ROUND TABLE TRUCK

SOHRTT1
(Holds up to 72")
List: \$2,963.00

TABLE TRUCK 72"
SOHTT6
List: \$1,511.00

TABLE TRUCK 96"

SOHTT8
List: \$1,693.00



#HTT6

FINISHES & FRAMES AVAILABLE:



SOBG Gray Nebula
w/Black



SOBW Walnut
w/Black



SOMO Medium
Oak w/Black



SOChar Black
(Frame Color)

Please Note: Tops come
with Char Black Banding



SO = SPECIAL ORDER
VIRCO 10 YEAR WARRANTY

Mobile **STOOL & BENCH TABLES**

Specially designed torsion bars help you fold and unfold our stool and bench tables quickly and smoothly. Heavy duty wheel assemblies facilitate transportation. These tables also have up lock and down lock mechanisms, and are UL* listed. Thanks to these features, set-up and tear down are greatly simplified.

STOOL STYLE	SEAT HEIGHT	STOOLS	TABLE HEIGHT	TOP SIZE	LIST PRICE
SOMTS17291012	17"	12	29"	30" x 120"	\$5,024.00
SOMTS17291212	17"	12	29"	30" x 144"	\$5,270.00

BENCH STYLE	SEAT HEIGHT	BENCHES	TABLE HEIGHT	TOP SIZE	LIST PRICE
SOMTB172910	17"	4	29"	30" x 120"	\$5,024.00
SOMTB172912	17"	4	29"	30" x 144"	\$5,270.00

ROUND BENCH STYLE	SEAT HEIGHT	BENCHES	TABLE HEIGHT	TOP SIZE	LIST PRICE
SOMTBO17295	17"	4	29"	77" x 81"	\$5,544.00



SO = SPECIAL ORDER

VIRCO 10 YEAR WARRANTY



#MTS17291012

Pictured in Medium Oak w/Navy Stool Seats

Virco's stool tables and bench tables are listed by Underwriters Laboratories Inc. (UL). Samples of these products have been evaluated by UL and meet the applicable UL standards for safety.



785 Series **STUDENT DESK**

VIRCO 10 YEAR WARRANTY

Top Available: Medium Oak or Fusion Maple high-pressure laminate, or (785M) Fusion Maple hard plastic top.
Color/Finish Available: Blueberry, Green, Navy, Purple, Red, Squash, Apple, Wine, Chocolate, Graphite and Black book box. Char Black or Silver Mist upper frame.

Additional Finish/Color Options Available - Call Your Local Sales Representative for Details.



#785
Fusion Maple/Blueberry



#785
Medium Oak/Black

#785M
Sandstone/Black

LEGS ADJUST TOP HEIGHT FROM 22" TO 30" IN ONE INCH INCREMENTS

OPEN-FRONT STUDENT DESK

SKU: SO785

- High pressure laminate top
- Plastic book box
- 24"W x 18"D x 22"-30"H
- List: \$222.00

OPEN-FRONT STUDENT DESK

SKU: SO785M

- Hard plastic top
- Plastic book box
- 24"W x 18"D x 22"-30"H
- List: \$282.00

Please Note: Desks priced per desk, but sold 2 per carton.

SPECIAL ORDER - PLASTIC SEAT, TABLES, STUDENT DESKS COLORS/FINISHES AVAILABLE:

Plastic Seat & Box Colors:

SOApple	SOForest Green	SONavy	SOBlueberry	SOPurple	SOsquash
SOWine	SORed	SOCobalt Blue	SOChocolate	SOGraphite	SOBlack

Mobile Stool & Bench Laminate/Banding & Frame:

SOMedium Oak w/Black	SOGrey Nebula w/Black
Frame:	
	SOChrome

Student Desks Laminate Finishes & Frames:

SOMedium Oak	SOFusion Maple	SOGrey Nebula	SOSandstone
Frames:			
	SOChrome	SOChar Black	SOSilver Mist



SO = SPECIAL ORDER

Educational LAB FURNITURE

PLAIN APRON TABLE

These tables are built for years of dependable service. Legs and aprons are constructed of solid red oak. They are finished with a chemical resistant, earth-friendly UV finish. Aprons are constructed of solid red oak and are 1 $\frac{3}{8}$ "D x 4 $\frac{1}{2}$ "H with heavy-duty 13-gauge steel corner braces. 2 $\frac{1}{4}$ " square solid oak legs, with $\frac{5}{16}$ " hanger bolts installed, are attached to apron with nuts and washers supplied. All tables are equipped with non-skid adjustable glides for precise leveling and for prevention of rocking on uneven floors. Tables are supplied with black rubber leg boots which offer protection against scuffing and chemical spills. Standard table height is 30" with a weight capacity of 500 lbs. (Shipped KD with tops attached)



MODEL #	DESCRIPTION	DIMENSION
QSP7101K30N	Oak/Plastic Laminate Top	48"W x 24"D x 30"H
QSP7102K30N	Oak/ChemGuard Top	48"W x 24"D x 30"H
QSP7106K30N	Oak/Solid Epoxy Top	48"W x 24"D x 30"H
QSP7201K30N	Oak/Plastic Laminate Top	54"W x 24"D x 30"H
QSP7202K30N	Oak/ChemGuard Top	54"W x 24"D x 30"H
QSP7206K30N	Oak/Solid Epoxy Top	54"W x 24"D x 30"H
SOP7206M30N	Maple/Solid Epoxy Top	54"W x 24"D x 30"H
QSP7601K30N	Oak/Plastic Laminate Top	60"W x 24"D x 30"H
QSP7602K30N	Oak/ChemGuard Top	60"W x 24"D x 30"H
QSP7606K30N	Oak/Solid Epoxy Top	60"W x 24"D x 30"H

5' INSTRUCTOR DESK

Complete demonstration center constructed of solid oak hardwood and oak veneers. It is finished with a chemical resistant, earth-friendly UV finish. Included are four drawers (three small, one file), and a large cupboard. The drawers are expertly crafted from the finest materials with dovetail joinery throughout. Drawers run on epoxy coated steel glides with nylon bearings for smooth operation. All units come with a GFI protected AC



duplex receptacle. Unit comes with combination cold water/gas fixture, and polypropylene trap. Comes standard with pull out writing board, support rod with crossbar, rubber base molding and locks for cupboard and all drawers.

MODEL #	DESCRIPTION	DIMENSION
QS1216KL	Solid Epoxy Top	60"W x 30"D x 36"H

Table/Base Finish: Oak
Top Finish: Black Epoxy Resin

QS = QUICKSHIP

SO = SPECIAL ORDER

FORWARD VISION I

This popular workstation allows four students to work at a single station while all are facing the teacher. The unique design leaves enough room to store four stools (not included) under the workstation. Sink units come with two combination cold water/gas fixtures. It comes with two GFI electrical outlets, and ample storage. The door cabinet comes with two adjustable shelves. The station is finished with a chemical resistant, earth-friendly UV finish. All doors and drawers lock.



MODEL #	DESCRIPTION	DIMENSION
QS2946K	Solid Epoxy Top	96"W x 50"D x 36"H

ECONOMY MOBILE LAB TABLE

Constructed from select oak and oak veneers with a chemical resistant, earth-friendly UV finish. It features unbreakable aluminum sliding door glides and lock. The 1 $\frac{1}{4}$ " thick high-pressure laminated top is bound with a Plastic-T Molding. It has a mobile capacity of 500 lbs., and is equipped with a stainless steel sink, hand pump, heavy-duty 4" locking swivel casters, 25' grounded extension cord, two 2 $\frac{1}{2}$ gallon water bottles, connecting hoses, two $\frac{3}{4}$ " diameter upright rods, one $\frac{1}{2}$ " diameter crossbar with clamps, two fully adjustable shelves, and a GFI protected AC duplex electrical outlet. Sink measures 15"W x 13"L x 5"D.



MODEL #	DESCRIPTION	DIMENSION
QS4111K	Economy Lab Table	48"W x 24"D x 36"H
QS4000K	Mobile Mirror	20 $\frac{3}{4}$ "W x 1 $\frac{1}{2}$ "D x 27 $\frac{3}{4}$ "H
QS4001K	Mirror/Markerboard	20 $\frac{3}{4}$ "W x 1 $\frac{1}{2}$ "D x 27 $\frac{3}{4}$ "H

MOBILE MICROSCOPE STORAGE CABINET

Provides a safe, convenient way to store your microscopes. It is constructed of solid hardwood, solid oak and oak veneers with a chemical resistant, earth-friendly UV finish. The front and back doors have locks. The unit contains removable wire dividers to provide an individual space for each individual microscope (6 $\frac{3}{4}$ " x 10" x 15 $\frac{1}{2}$ "). With a mobile capacity of 500 lbs., this cabinet rolls on heavy-duty swivel casters with brakes. The top is 1 $\frac{1}{4}$ " black plastic laminate. The cabinet has storage for 24 standard microscopes.



MODEL #	DESCRIPTION	DIMENSION
QS4701K	High Pressure Laminate Top	48"W x 24"D x 40 $\frac{3}{4}$ "H

CALL FOR PRICING

Educational LAB FURNITURE

FAB-LAB WORKBENCH

Perfect for Makerspaces and Fab-Labs. It can be adjusted in height from 25½"H to 35½"H. Add the optional 5" locking casters and you'll add another 6" in height. The legs are 12 gauge steel and have 14 gauge stringers for strength and stability. The steel base is finished with a gray baked enamel finish. The static weight capacity is 1400 lbs. without casters and 1000 lbs with casters added. Need storage? Add the 18 gauge 8"D shelf. Choose from a 1¾" thick maple work surface or the 1½" thick ShopTop.



Pictured w/Optional Shelf & Casters

MODEL #	DESCRIPTION	DIMENSION
SOAMS6030M	Top: Maple	60"W x 30"D x 35½"H
SOAMS6030S	Top: ShopTop	60"W x 30"D x 35½"H
SOAMS7230M ★	Top: Maple	72"W x 30"D x 35½"H
SOAMS7230S	Top: ShopTop	72"W x 30"D x 35½"H
SOAMS9630M	Top: Maple	96"W x 30"D x 35½"H
SOAMS9630S	Top: ShopTop	96"W x 30"D x 35½"H
SO253993	18 Gauge Shelf - 60"	60"W x 8"D
SO253994	18 Gauge Shelf - 72"	72"W x 8"D
SO253995	18 Gauge Shelf - 96"	96"W x 8"D
SO253996	Heavy Duty Casters (Set of 4)	4"H

DRAWING TABLE

Your choice of 4 different tables includes one and two-piece tops, plain apron, two sizes of drawers and two heights. All units have solid maple legs and aprons and fully adjustable ¾" tops with the soft close feature. The one-piece tops measure 36"W x 24"D. The two-piece top has a 24"W x 24"D adjustable side and a 12"W x 24"D fixed, flat side. All models are available in either 30"H or 36"H.



MODEL #	DESCRIPTION	DIMENSION
QSDT9A30 ★	1-Piece Top (30"), Plain Apron	36"W x 24"D x 30"H
QSDT9A30S	2-Piece Top (30"), Plain Apron	36"W x 24"D x 30"H
QSDT9A37	1-Piece Top (36"), Plain Apron	36"W x 24"D x 36"H
QSDT9A37 ★	2-Piece Top (36"), Plain Apron	36"W x 24"D x 36"H

ART BENCH

This sturdy bench can be used in art rooms, libraries and wherever you want a solid place for people to sit. The unit is made of ¾" solid maple. A built in shelf provides a handy place to store books and papers. Finished with an earth friendly UV finish.



MODEL #	DESCRIPTION	DIMENSION
QSAB	Art Bench w/Shelf	17"W x 12"D x 17"H

TWO-STATION STEEL WORKBENCH

Base consists of a single-faced heavy gauge unit, welded and riveted throughout. The unit provides six locker openings (12"W x 21"D x 15"H). Vented doors have spring loaded hinges, padlock hasp, and knockout plug for cylinder locks. Top is constructed of 2¼" maple. Available with or without vises. Gray (WB60) or black (WB6BL) for base unit.



MODEL #	DESCRIPTION	DIMENSION
SOWB60V	Two-Station/0 Vises (Gray)	64"W x 28"D x 33¼"H
SOWB61V	Two-Station/1 Vise (Gray)	64"W x 28"D x 33¼"H
SOWB62V	Two-Station/2 Vises (Gray)	64"W x 28"D x 33¼"H
SOWB6BL0V	Two-Station/0 Vises (Black)	64"W x 28"D x 33¼"H
SOWB6BL1V	Two-Station/1 Vise (Black)	64"W x 28"D x 33¼"H
SOWB6BL2V	Two-Station/2 Vises (Black)	64"W x 28"D x 33¼"H

PLANNING TABLES

The base is constructed of two tapered solid maple pedestal style panel legs with two solid maple truss bars. Top options are: 1¾" solid maple top or 1¼" plastic laminate in either birch or almond color.



MODEL #	DESCRIPTION	DIMENSION
QSPT62M	Plain/Maple	60"W x 42"D x 30"H
QSPT62PNB	Plain/Natural Birch P. Lam	60"W x 42"D x 30"H
QSPT62P	Plain/Almond P. Lam	60"W x 42"D x 30"H

MOBILE TOTE TRAY CABINET

Organize materials or assign separate storage with this mobile tote tray cabinet. This plywood cabinet holds up to 24 totes measuring 19"x 14½" x 3½"H. 4" locking swivel casters allow the cabinet to be moved to various areas of the building or just set aside when not needed. The unit can be ordered with locking doors or as an open cabinet.



MODEL #	DESCRIPTION	DIMENSION
SOMTTC4824	Open Style Cabinet	48"W x 22"D x 51"H
SOMTTC4824WD	Cabinet With Doors	48"W x 22"D x 51"H
SO100135 ★	Replacement Tote	19"W x 14½"D x 3½"H

QS = QUICKSHIP SO = SPECIAL ORDER

CALL FOR PRICING

★ Gold Stars Indicate
Product New for 2019.

Spry MOBILE MARKER BOARD by OfficeSource®



Pictured w/Triumph & Shapes Collections

The Spry Mobile White Board from OfficeSource® is constructed of durable lightweight materials. The aluminum frame adds style to any presentation or shared work environment. Use alone or join together with the optional ganging hardware to create a semi-private space. Featuring two locking casters and a magnetic surface.

STANDARD FEATURES

- Durable light weight material
- Magnetic surface
- Locking casters
- Use alone or join together

**FLAT PLATE
CONNECTOR**
SKU: MWBGHSI
List: \$30.00



#MWB3366SI (2)
+ #MWBGHSI (1)



#MWB3366SI



MAGNETIC MOBILE WHITE BOARD

SKU: MWB3366SI

33"W x 25½"D x 66"H

- 2 Locking casters
- Use flat plate connector when joining more than one board

List: \$1,029.00



Spry **MOBILE "GLASS"** **MARKER BOARDS** by OfficeSource®

**MOBILE, MAGNETIC, GLASS WHITE BOARD
W/SILVER TRIM - WHITE GLASS**

SKU: MGWB3665 ★ (Feet Required)

36"W x 26½"D x 64¾"H* List: \$1,299.00

*Height includes feet

FEET OPTIONS

PAIR OF FEET W/CASTERS

SKU: MWGBFEET2 ★ List: \$320.00

SINGLE FOOT W/CASTERS

SKU: MWGBFEET1 ★ List: \$170.00

POST FOOT W/CASTER

SKU: MWGBPOST ★ List: \$90.00

CONNECTORS

STRAIGHT CONNECTOR

SKU: MWGBST ★ List: \$65.00

3 WAY "T" CONNECTOR

SKU: MWGB3T ★ List: \$75.00

3 WAY 60 DEGREE CONNECTOR

SKU: MWGB360D ★ List: \$90.00

4 WAY "X" CONNECTOR

SKU: MWGB4X ★ List: \$90.00

90 DEGREE CONNECTOR (NOT PICTURED)

SKU: MWGB90 ★ List: \$70.00



NEW!
COLLECTION

Pictured w/Shapes Collection



#MGWB3665
Glass White Board

#MWGBFEET2
Pair of Feet w/ Casters

#MWGBFEET1
Single Foot w/ Casters

#MWGBPOST
Post Foot w/ Caster

Feet & Connectors
Stocked In: Silver



#MWGBST
Straight Connector



#MWGB360D
3 Way 60° Connector



#MWGB3T
3 Way "T" Connector



#MWGBX
4 Way "X" Connector

Magnetic **WHITE BOARDS** by OfficeSource®

MAGNETIC WHITE BOARDS

SKU	SIZE	WEIGHT	LIST PRICE
WBM2436 ★	23½"W x 35½"H	13 lbs	\$240.00
WBM3648 ★	35½"W x 47¼"H	26 lbs	\$300.00
WBM4848 ★	47¼"W x 47¼"H	32 lbs	\$330.00
WBM4860 ★	47¼"W x 59"H	40 lbs	\$360.00
WBM4872 ★	47¼"W x 71"H	48 lbs	\$440.00
WBM4896 ★	47¼"W x 94½"H	64 lbs	\$600.00




NEW!
COLLECTION

STANDARD FEATURES

- Fiberboard core • Aluminum frame with abs edge cover • Galvanized steel back
- Movable hooks & pen tray • 4-6 magnets • Lacquered steel surface

**★ Gold Stars Indicate
Product New for 2019.**




- A. Porcelain Steel Whiteboard with Ultra Trim** – Magnetic porcelain steel dry erase surface is engineered for exceptional color contrast with dry erase markers. Reduced surface light distortion enhances visibility to provide optimum eye comfort. Superior writability and erasability is matched with low profile Ultra Trim for a modern, clean-lined board. Available in silver or black. Includes matching magnetic accessory tray.
- B. Dura-Rite® Whiteboard with Deluxe Aluminum Trim** – Wear-resistant HPL whiteboard surface lasts up to 125 times as long as standard melamine. Features anodized aluminum trim with a full-length tackable map rail and full-length accessory tray with rubber end caps.
- C. Presidential Bite Board** – Features a hidden tackless paper holder along the top of modern curved anodized aluminum trim. Tackless paper holder displays documents without damage. Dura-Rite® HPL provides a wear-resistant surface at an affordable price, with smooth writability and easy erasability. Lasts up to 125 times as long as standard economy boards.

QS = QUICKSHIP

A. PORCELAIN STEEL WHITEBOARD – ULTRA TRIM ★ NEW!				
QS2029B	Silver Trim	3'W x 2'H	20 lbs	\$171.00
2029C	Silver Trim	4'W x 3'H	36 lbs	\$311.00
QS2029D	Silver Trim	4'W x 4'H	69 lbs	\$330.00
2029G	Silver Trim	6'W x 4'H	94 lbs	\$577.00
QS2029H	Silver Trim	8'W x 4'H	120 lbs	\$692.00
QS2028B	Black Trim	3'W x 2'H	20 lbs	\$171.00
QS2028C	Black Trim	4'W x 3'H	36 lbs	\$311.00
QS2028D	Black Trim	4'W x 4'H	69 lbs	\$330.00
QS2028G	Black Trim	6'W x 4'H	94 lbs	\$577.00
QS2028H	Black Trim	8'W x 4'H	120 lbs	\$692.00
B. DURA-RITE® WHITEBOARD – DELUXE ALUMINUM TRIM				
QS212AC	Dura-Rite®	4'W x 3'H	23 lbs	\$147.00
QS212AD	Dura-Rite®	4'W x 4'H	50 lbs	\$209.00
212AG	Dura-Rite®	6'W x 4'H	67 lbs	\$301.00
212AH	Dura-Rite®	8'W x 4'H	83 lbs	\$392.00
C. PRESIDENTIAL BITE BOARD ★ NEW!				
QS212PBBT	Dura-Rite®	3'W x 2'H	13 lbs	\$127.00
QS212PCBT	Dura-Rite®	4'W x 3'H	23 lbs	\$209.00
QS212PDBT	Dura-Rite®	4'W x 4'H	50 lbs	\$313.00
QS212PGBT	Dura-Rite®	6'W x 4'H	67 lbs	\$458.00
QS212PHBT	Dura-Rite®	8'W x 4'H	83 lbs	\$602.00



LETTER C - COLORS AVAILABLE:



STANDARD FEATURES

- Compatible with any dry/wet-erase marker, grease pen, etc. Easily cleans without ghosting or staining. Accepts rare earth magnets.
- Simple and sturdy mounting devices are padded to protect surface.
- Includes aluminum accessory tray, set of magnets, and eraser. Optional glass accessory tray available separately.
- Fifty year limited warranty. Has achieved Greenguard Gold certification.

	Guarantee	Writability	Erasability	Magnetic	Weight	Cost
Porcelain	50 Year	★★★★★	★★★★★	✓	📦📦📦	\$\$
Dura-Rite®	20 Year	★★★★	★★★★		📦📦	\$
Visionary®	50 Year	★★★★★	★★★★★	✓	📦📦📦📦	\$\$\$\$
Enlighten™	1 Year	★★★★★	★★★★★		📦📦📦	\$\$\$

A. Visionary® Magnetic Glass Dry Erase Whiteboard – Modernize your space with a functional and contemporary image. Visionary boards provide the best of a quality whiteboard with smart style. Borderless and seamless, in glossy white. Tempered safety glass ideal for use in any environment. Accepts rare earth magnets.


B. Visionary® Black Magnetic Glass Dry Erase Whiteboard – Ultra durable gloss black glass magnetic markerboard is a contemporary communication tool providing the highest quality writing and erasing experience. Tempered safety glass for use in any environment. Accepts rare earth magnets.

C. Visionary® Hierarchy Magnetic Glass Dry Erase Whiteboard – Smooth and cool gloss magnetic glass now available in a variety of colors to match your environment. Please specify color when ordering: red (HRED), orange (HORG), yellow (HYLW), green (HGRN), blue (HBLU), or navy (HNKY). Tempered safety glass for use in any environment. Accepts rare earth magnets.


QS = QUICKSHIP



D. Glass Accessory Tray – The ideal stylish accessory for any of the Visionary® magnetic glass boards. Made with clear glass, the tray mounts wherever it is needed.



A. VISIONARY® MAGNETIC GLASS DRY ERASE WHITEBOARD				
QS83843	Gloss White	3'W x 2'H	19 lbs	\$139.00
83844	Gloss White	4'W x 3'H	42 lbs	\$283.00
83845	Gloss White	6'W x 4'H	79 lbs	\$588.00
83846	Gloss White	8'W x 4'H	104 lbs	\$749.00
B. VISIONARY® BLACK MAGNETIC GLASS DRY ERASE BOARD				
QS84061	Gloss Black	3'W x 2'H	19 lbs	\$214.00
QS84062	Gloss Black	4'W x 3'H	42 lbs	\$364.00
QS84064	Gloss Black	6'W x 4'H	79 lbs	\$588.00
QS84065	Gloss Black	8'W x 4'H	104 lbs	\$749.00
C. VISIONARY® HIERARCHY MAGNETIC GLASS DRY ERASE BOARD ★ NEW!				
QS83844H	Specify Color	4'W x 3'H	42 lbs	\$305.00
QS83845H	Specify Color	6'W x 4'H	79 lbs	\$636.00
QS83846H	Specify Color	8'W x 4'H	104 lbs	\$809.00
D. GLASS ACCESSORY TRAY ★ NEW!				
QS572	Clear	12"W x 1"H x 4"D	2 lbs	\$46.00



A. Visionary® Move Mobile Magnetic Glass Board – Double-sided glass mobile whiteboard is a contemporary communication tool. Tempered safety glass ideal for any environment. Accepts rare earth magnets. Available in platinum trim with white or black glass, or with white trim with blue, green, red, or low-iron white glass for a white glass with minimal green cast.

B. Visionary® Curve Mobile Magnetic Glass Board – Beautiful, modern, and compact mobile double-sided glass whiteboard available with platinum trim and gloss white glass, or white trim with blue, green, red, or low-iron white glass for a white glass with minimal green cast. Tempered safety glass for use in any environment. Accepts rare earth magnets.

C. Enlighten™ Glass Dry Erase Board – Transform any space with this sophisticated and sleek writing surface. Tempered glass provides a smooth writing surface that will not ghost or stain. Available in gloss white, gloss black, or translucent frosted pearl. Stainless steel mounts position the board 1" off the wall for a floating appearance.

★ Gold Stars Indicate
Product New for 2019.

QS = **QUICKSHIP**

A. VISIONARY® MOVE MOBILE MAGNETIC GLASS BOARD ★ NEW!					
QS74950	Gloss White/Platinum	3'W x 4'H	156 lbs	\$944.00	
QS74951	Gloss White/Platinum	6'W x 4'H	360 lbs	\$1,496.00	
QS74950B	Gloss Black/Platinum	3'W x 4'H	156 lbs	\$944.00	
QS74951B	Gloss Black/Platinum	6'W x 4'H	360 lbs	\$1,496.00	
QS74965BLU	Gloss Blue/White	3'W x 4'H	156 lbs	\$988.00	
QS74973BLU	Gloss Blue/White	6'W x 4'H	360 lbs	\$1,590.00	
QS74965GRN	Gloss Green/White	3'W x 4'H	156 lbs	\$988.00	
QS74973GRN	Gloss Green/White	6'W x 4'H	360 lbs	\$1,590.00	
QS74965RED	Gloss Red/White	3'W x 4'H	156 lbs	\$988.00	
QS74973RED	Gloss Red/White	6'W x 4'H	360 lbs	\$1,590.00	
QS74965WHT	Low Iron White/White	3'W x 4'H	156 lbs	\$1,360.00	
QS74973WHT	Low Iron White/White	6'W x 4'H	360 lbs	\$2,214.00	
B. VISIONARY® CURVE MOBILE MAGNETIC GLASS BOARD ★ NEW!					
QS74955	Gloss White/Platinum	30½"W x 44"H	144 lbs	\$886.00	
QS74957BLU	Gloss Blue/White	3'W x 4'H	144 lbs	\$886.00	
QS74957GRN	Gloss Green/White	3'W x 4'H	144 lbs	\$886.00	
QS74957RED	Gloss Red/White	3'W x 4'H	144 lbs	\$886.00	
QS74957WHT	Low Iron White/White	3'W x 4'H	144 lbs	\$1,302.00	
C. ENLIGHTEN™ GLASS DRY ERASE BOARD					
QS83937 ★	Gloss White	1'W x 1'H	2 lbs	\$76.00	
QS83938 ★	Gloss White	2'W x 1½'H	8 lbs	\$94.00	
QS83939	Gloss White	3'W x 2'H	15 lbs	\$129.00	
83940	Gloss White	4'W x 3'H	34 lbs	\$263.00	
83941 ★	Gloss White	6'W x 4'H	68 lbs	\$547.00	
QS83948	Frosted Pearl	1'W x 1'H	2 lbs	\$76.00	
QS83949	Frosted Pearl	2'W x 1½'H	8 lbs	\$94.00	
QS83950	Frosted Pearl	3'W x 2'H	15 lbs	\$129.00	
QS83951	Frosted Pearl	4'W x 3'H	34 lbs	\$263.00	
QS83952	Frosted Pearl	6'W x 4'H	68 lbs	\$547.00	
QS84071	Gloss Black	1'W x 1'H	2 lbs	\$76.00	
QS84072	Gloss Black	2'W x 1½'H	8 lbs	\$107.00	
QS84073	Gloss Black	3'W x 2'H	15 lbs	\$145.00	
QS84074	Gloss Black	4'W x 3'H	34 lbs	\$298.00	
QS84075	Gloss Black	6'W x 4'H	68 lbs	\$617.00	



A. D.O.C. MOBILE ROOM PARTITION & DISPLAY PANEL ★NEW!					
661ADDD	Porcelain Steel	4'W x 6'H	120 lbs	\$881.00	
QS661ADHH	Dura-Rite®	4'W x 6'H	100 lbs	\$673.00	
661AGDD	Porcelain Steel	6'W x 6'H	180 lbs	\$1,214.00	
QS661AGHH	Dura-Rite®	6'W x 6'H	160 lbs	\$842.00	
QS661PT	Accessory Tray Set	3 Assorted	2 lbs	\$32.00	
B. PLATINUM MOBILE REVERSIBLE BOARD					
669RUDD ★	Porcelain Steel	30"W x 40"H	66 lbs	\$881.00	
QS669RUHH ★	Dura-Rite®	30"W x 40"H	56 lbs	\$720.00	
QS669RGDD	Porcelain Steel	4'W x 6'H	147 lbs	\$1,358.00	
QS669RGHH	Dura-Rite®	4'W x 6'H	104 lbs	\$1,027.00	

A. D.O.C. Mobile Room Partition & Display Panel – Versatile multi-purpose partitions let you divide, organize, and customize any work or display area. Mobile double-sided boards available in magnetic porcelain steel or Dura-Rite® HPL whiteboard. Modern aluminum trim includes slat panel for optional accessory trays.

B. Platinum Mobile Reversible Board – Get up to twice the functional space as a traditional wall-mount board with this versatile mobile reversible board. Double-sided board available in magnetic porcelain steel, providing superior writability and erasability, or long-lasting and economical Dura-Rite® HPL whiteboard.

QS = QUICKSHIP



Gold Stars Indicate
Product New for 2019.

INTERRA

ELEVATED
DESIGN
GROUNDED
PRICEPOINT

Interra offers a modern and flexible design aesthetic with slim segmented panels and multiple finish options.



A frame and tile system with sturdy 2½" panels, Interra is stackable for easy modifications. Available in five tile finishes: fabric, glass, metal, whiteboard and rail. Overhead storage can be upmounted with pneumatic lift or sliding doors. Offered with a limited lifetime warranty.



SYSTEM2

A classic system, System 2 delivers structural integrity, clean design aesthetic and ease of installation. Available on our Quickship program.



SYSTEM2 IS PART OF A 10 DAY QUICKSHIP PROGRAM!
SHIPS 10 BUSINESS DAYS AFTER APPROVED ORDER.

AVAILABLE IN
10 DAYS
QUICKSHIP

**LOOKS
THAT LAST A
LIFETIME**

System 2 is the ideal economical solution for many office environments, and our consistent best seller. This sturdy monolithic panel system features full-length steel and aluminum connectors that can be installed and reconfigured easily. Our honeycomb core construction meets or exceeds industry standards for strength and longevity, and we stand behind System 2 with a limited lifetime warranty to its original owner.

**10 DAY QUICKSHIP
PANEL UPHOLSTERIES AVAILABLE:**

QS Gull (PF601-1)	QS Grove (PF601-2)	QS Wing (PF601-3)	QS Quartz (PF601-4)	QS Leaf (PF601-5)	QS Natural (PF401-1)	QS Overcast (PF401-3)	QS Field (PF401-4)
QS Graphite (PF401-5)	QS Terra (PF301-1)	QS Birch (PF301-2)	QS Moss (PF301-3)	QS Caramel (PF101-1)	QS Crema (PF101-10)	QS Slate (PF101-2)	QS Pewter (PF101-3)
QS Java (PF101-7)	QS Sterling (PF101-9)	QS Cloud (PF701-1)	QS Dusk (PF701-2)	QS Wave (PF701-3)	QS Earth (PF701-4)	QS Smoke (PF501-1)	QS Almond (PF501-2)
QS Sage (PF501-3)	QS Straw (PF501-4)						

QS = QUICKSHIP

**10 DAY QUICKSHIP
WORKSURFACE FINISHES AVAILABLE:**

QS Light Maple (M1)	QS Light Cherry (M2)	QS Dark Mahogany (M4)	QS Medium Walnut (M12)
QS Medium Ash (M27)	QS Espresso (M10)	QS Carob (M14)	QS Arctic (M28)
QS Tundra (M16)	QS Harbor (M22)	QS Tarmac (M24)	QS Winter (M25)
QS Light Gray (M6)	QS Off White (M7)		

OS PANELS by OfficeSource®

SKU: PANEL SYSTEM 8 ★ (Panel Only)

Total List: \$10,980.00

SKU: COMPLETE PACKAGE 8 ★ (As Pictured w/Desks)

Total List: \$22,572.00

Please Note: Panel System 8 lists left hand/top side of image only - double for complete room.

COMPLETE PACKAGE 8

MODEL #	QTY	DESCRIPTION	W x D x H	LIST PRICE
PL178L	3	Desk w/Corner Extension - Lft	71 x 30/42 x 29	\$769.00 ea.
PL178R	3	Desk w/Corner Extension - Rt	71 x 30/42 x 29	\$769.00 ea.
PL179	6	Reversible Return	30 x 24 x 29½	\$235.00 ea.
PL166	6	Deluxe Full Pedestal - B/B/F	15½ x 22 x 28½	\$459.00 ea.
PL175	6	Deluxe Full Pedestal - F/F	15½ x 22 x 28½	\$469.00 ea.
SP366	3	3 Way T Connector		\$122.00 ea.
SP6672	6	Upholstered Panels	72 x 2½ x 66	\$689.00 ea.
SPWM66	3	Wall Mount		\$92.00 ea.
SPCAP66	6	End Cap 66"		\$36.00 ea.
SPG6636	12	Opaque View-Through Panels	36 x 2½ x 66	\$499.00 ea.

UPHOLSTERED PANELS

MODEL #	DIMENSION	LIST PRICE
SP4224	24"W x 42"H	\$279.00
SP4230	30"W x 42"H	\$299.00
SP4236	36"W x 42"H	\$339.00
SP6624	24"W x 66"H	\$339.00
SP6630	30"W x 66"H	\$379.00
SP6636	36"W x 66"H	\$409.00
SP6648	48"W x 66"H	\$499.00
SP6660	60"W x 66"H	\$579.00
SP6672	72"W x 66"H	\$689.00

OPAQUE VIEW-THROUGH PANELS

MODEL #	DIMENSION	LIST PRICE
SPG6624	24"W x 66"H	\$399.00
SPG6630	30"W x 66"H	\$439.00
SPG6636	36"W x 66"H	\$499.00

OS PANELS - UPHOLSTERY & FINISH IN STOCK



Pewter/Charcoal

ACCESSORIES

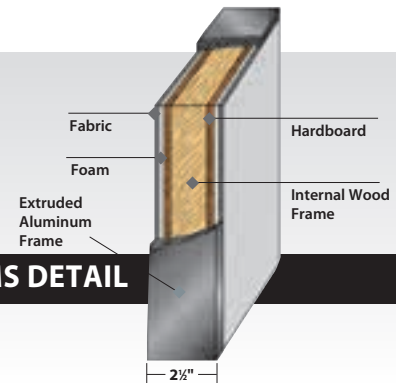
MODEL #	DESCRIPTION	LIST PRICE
SP242	2 Way Corner connector 42"	\$61.00
SP266	2 Way Corner connector 66"	\$102.00
SP342	3 Way T connector 42"	\$81.00
SP366	3 Way T connector 66"	\$122.00
SP442	4 Way + connector 42"	\$81.00
SP466	4 Way + connector 66"	\$122.00
SPPG24	24" Filler For 42" to 66"	\$26.00
SPCAP24	End Cap 24"	\$21.00
SPCAP42	End Cap 42"	\$26.00
SPCAP66	End Cap 66"	\$36.00
SPBASE1	Support Foot	\$50.00
SPWM42	Wall Mount Kit 42"	\$61.00
SPWM66	Wall Mount Kit 66"	\$92.00
SPSH36	36"W Laminate Shelf (Charcoal)	\$145.00
SPSB2	Pair of Shelf Brackets	\$61.00
STB	Top Bracket for Stabilizing Straight run of Panels	\$7.00



Some items in this collection come ready-to-assemble.

OS Panel Systems

PANEL SYSTEMS DETAIL



Laminat Shelf
SPSH36



Shelf Brackets
SPSB2



Top Bracket
STB



Support Foot
SPBASE1



#SPG6636


COMPLETE PACKAGE 6

MODEL #	QTY	DESCRIPTION	W x D x H	LIST PRICE
PLT3072	4	Rectangular Top	72 x 30 x 1½	\$339.00 ea.
PL1012	4	2 Drawer Personal Cabinet	35½ x 22 x 22	\$899.00 ea.
PL1013	4	Open Bookcase	35½ x 22 x 22	\$409.00 ea.
PL110	4	Credenza Top	71 x 22 x 1	\$225.00 ea.
PL207	4	Wardrobe Storage Unit	23¼ x 23¼ x 65½	\$1,649.00 ea.
SP6648	2	Upholstered Panels	48 x 2½ x 66	\$499.00 ea.
SP6636	2	Upholstered Panels	36 x 2½ x 66	\$409.00 ea.
SP4236	12	Upholstered Panels	36 x 2½ x 42	\$339.00 ea.
SPG6636	2	Opaque View-Through Panels	36 x 2½ x 66	\$499.00 ea.
SP366	2	3 Way T Connector		\$122.00 ea.
SP466	1	4 Way T Connector		\$122.00
SPCAP42	6	End Cap 42"		\$26.00 ea.
PLTDEAB7248WF24	4	Deluxe Electric Adjustable Base	72 x 24 x 25-50½	\$1,854.00 ea.

OS PANELS

by OfficeSource®



SKU: PANEL SYSTEM 6 ★
(Panel Only)

Total List: \$7,404.00

SKU: COMPLETE PACKAGE 6 ★
(As Pictured w/Desks)

Total List: \$28,904.00



SKU: PANEL SYSTEM 1
(Panels Only)

Total List: \$4,080.00

SKU: COMPLETE PACKAGE 1
(As Pictured w/Desks)

Total List: \$9,938.00

Fabric/Finish In Stock:

Pewter Fabric w/Charcoal Frame

COMPLETE PACKAGE 1

MODEL #	QTY	DESCRIPTION	W x D x H	LIST PRICE
PL1012	1	2 Drawer Personal Cabinet	35½ x 22 x 22	\$899.00
PL1013	1	Open Bookcase	35½ x 22 x 22	\$409.00
PL110	1	Credenza Top	71 x 22 x 1	\$225.00
PL1044OH	1	Open Hutch	71 x 15 x 36	\$629.00
PL44LD	1	Laminate Doors (Sets of 2)	17¼ x ½ x 15¼	\$52.00
PLTLPHS20	1	Hutch Supports (Pair)	14 x 2 x 20	\$235.00
PLT2472	2	Main Desk Top	72 x 24 x 1	\$289.00 ea.
PLTLP24DR	1	Desk Riser	23½ x 6½ x 2	\$123.00
PLTULEG24	3	Unite Leg	23½ x 2 x 28½	\$225.00 ea.
PLTCBBDESKBEAM72	2	Top Support Beam	67½ x 2 x 1	\$192.00 ea.
PL207	1	Wardrobe Storage Unit	23¼ x 23¼ x 65½	\$1,649.00
SP6624	3	Upholstered Panels	24 x 2½ x 66	\$339.00 ea.
SP6672	1	Upholstered Panels	72 x 2½ x 66	\$689.00
SPG6636	4	Opaque View-Through Panels	36 x 2½ x 66	\$499.00 ea.
SPCAP66	2	End Cap		\$36.00 ea.
SP266	3	2 Way Corner Connector		\$102.00 ea.

PANEL OPTIONS

Durability

OfficeSource™ 2¼" Aluminum frame provides outstanding strength and durability.


Style

Featuring a stylish contemporary trim OfficeSource™ is a welcome addition to any office environment.


Versatility

Installation and reconfiguration are easy with the OfficeSource™ EZLOCK connection system.



Gold Stars Indicate
Product New for 2019.



Some items in this collection
come ready-to-assemble.

OS PANELS by OfficeSource®

← **SKU: PANEL SYSTEM 7** (Panel Only) ★
Total List: \$3,077.00

SKU: COMPLETE PACKAGE 7 ★
(As Pictured w/Desks)
Total List: \$22,171.00

COMPLETE PACKAGE 7

MODEL #	QTY	Description	W x D x H	List Price
PL183	7	Three Drawer Lateral File	35½ x 22 x 42	\$1,949.00 ea.
PL109	7	File/Credenza Top	35½ x 22 x 1	\$165.00 ea.
PL166	4	Deluxe Full Pedestal - B/B/F	15½ x 22 x 28½	\$459.00 ea.
PLTULEG24	4	Unite Leg	23¾ x 2 x 28½	\$225.00 ea.
PLT2472	4	Main Desk Top	72 x 24 x 1	\$289.00 ea.
PLTCBBRETSUPPORT	4	Return Bracket		\$101.00 ea.
SP4224	4	Upholstered Panels	24 x 2½ x 42	\$279.00 ea.
SP4236	5	Upholstered Panels	36 x 2½ x 42	\$339.00 ea.
SP342	2	3 Way T Connector 42"		\$81.00 ea.
SPCAP42	4	End Cap 42"		\$26.00 ea.

★ Gold Stars Indicate
Product New for 2019.



COMPLETE PACKAGE 4

MODEL #	QTY	Description	W x D x H	List Price
PL1013	6	Open Bookcase	35½ x 22 x 22	\$409.00 ea.
PL1053	2	Open Cabinet	16 x 22½ x 20¾	\$309.00 ea.
PL110	2	Credenza Top	71 x 22 x 1	\$225.00 ea.
PL166	2	Deluxe Full Pedestal - B/B/F	15½ x 22 x 28½	\$459.00 ea.
PLT2460	2	Main Desk Top	60 x 24 x 1	\$265.00 ea.
PLT2472	2	Main Desk Top	72 x 24 x 1	\$289.00 ea.
PL109	2	File/Credenza Top	35½ x 22 x 1	\$165.00 ea.
PLTULEG24	4	Unite Leg	23¾ x 2 x 28½	\$225.00 ea.
PLTLP24DR	4	Desk Riser	23¾ x 6½ x 2	\$123.00 ea.
PLTCBBDESKBEAM72	2	Top Support Beam	67¾ x 2 x 1	\$192.00 ea.
PLTCBBDESKBEAM60	2	Top Support Beam	2 x 55 x 1	\$168.00 ea.
SP6624	4	Upholstered Panels	24 x 2½ x 66	\$339.00 ea.
SP6660	2	Upholstered Panels	60 x 2½ x 66	\$579.00 ea.
SP6636	2	Upholstered Panels	36 x 2½ x 66	\$409.00 ea.
SP6648	2	Upholstered Panels	48 x 2½ x 66	\$499.00 ea.
SP4236	2	Upholstered Panels	36 x 2½ x 42	\$339.00 ea.
SP266	2	2 Way Corner Connector		\$102.00 ea.
SPCAP42	1	End Cap 42"		\$26.00
SPCAP66	2	End Cap 66"		\$36.00 ea.
SP366	1	3 Way T Connector		\$122.00
SPPG24	1	24" Filler		\$26.00

↑ **SKU: PANEL SYSTEM 4** (Panels Only)
Total List: \$5,458.00

SKU: COMPLETE PACKAGE 4
(As Pictured w/Desks)
Total List: \$13,448.00

**OS PANELS
UPHOLSTERY &
FINISH IN STOCK:**



Pewter/Charcoal



Some items in this collection
come ready-to-assemble.

Mobile Screenflex STANDARD ROOM DIVIDERS

Our best-selling divider provides the flexibility to divide rooms, display material, and absorb sound. With tackable panels and exceptional stability, the Standard divider is the solution for your room dividing needs. The dividers arrive fully assembled and roll on caster wheels into position. Choose from 6 heights and 6 lengths to meet your needs. Room dividers are available in a vinyl or fabric covering. The Designer fabrics are treated with Scotchgard™ Fabric Protector to resist dirt and stains. Features black metal trim, hinges and caster covers. Manufacturer's Lifetime Warranty.



COMMERCIAL EDITION DIVIDERS - Specify color code when ordering

Length	Height					
	4'-0"	5'-0"	6'-0"	6'-8"	7'-4"	8'-0"
5'-9"	QSCFSL403 \$1,040.00	QSCFSL503 \$1,124.00	QSCFSL603 \$1,229.00	QSCFSL683 \$1,365.00	QSCFSL743 \$1,524.00	QSCFSL803 \$1,691.00
9'-5"	QSCFSL405 \$1,334.00	QSCFSL505 \$1,439.00	QSCFSL605 \$1,576.00	QSCFSL685 \$1,723.00	QSCFSL745 \$1,901.00	QSCFSL805 \$2,101.00
13'-1"	QSCFSL407 \$1,629.00	QSCFSL507 \$1,754.00	QSCFSL607 \$1,912.00	QSCFSL687 \$2,091.00	QSCFSL747 \$2,290.00	QSCFSL807 \$2,511.00
16'-9"	QSCFSL409 \$1,923.00	QSCFSL509 \$2,070.00	QSCFSL609 \$2,248.00	QSCFSL689 \$2,448.00	QSCFSL749 \$2,668.00	QSCFSL809 \$2,910.00
20'-5"	QSCFSL4011 \$2,216.00	QSCFSL5011 \$2,406.00	QSCFSL6011 \$2,595.00	QSCFSL6811 \$2,815.00	QSCFSL7411 \$3,057.00	QSCFSL8011 \$3,320.00
24'-1"	QSCFSL4013 \$2,511.00	QSCFSL5013 \$2,710.00	QSCFSL6013 \$2,932.00	QSCFSL6813 \$3,173.00	QSCFSL7413 \$3,435.00	QSCFSL8013 \$3,719.00



Mobile Screenflex CLEAR DIVIDERS

This movable clear acrylic divider provides division with vision. The 3/16" acrylic see-through panels are wet erase compatible. Use the optional Multi-Unit Connector to secure clear or fabric dividers together to create a longer wall.



CLEAR DIVIDERS	
Length	Height - 6'-2"
3'-4"	QSCRD1 \$979.00 ★
1 Panel Divider	
10'-0"	QSCRD3 \$2,744.00 ★
3 Panel Divider	




Gold Stars Indicate
Product New for 2019.

Multi-Unit Connector option – GL - \$50.00
Hanging Dry Erase Markerboard option – MBF - \$148.00








HEAVY-DUTY AVAILABLE-CALL FOR DETAILS

All items on this page available by Quickship.

COMMERCIAL DESIGNER FABRICS

			
QSLake (DB)	QSPrimary Blue (DS)	QSNavy (DV)	QSApple Green (DA)
			
QSMallard (DN)	QSPrimary Yellow (DY)	QSDesert (DW)	QSWalnut (DO)
			
QSDk Brown (DD)	QSOrange (DJ)	QSRose (DM)	QSPrimary Red (DR)
			
QSAuburn (DE)	QSPurple (DP)	QStone (DG)	QSWhite (DT)
	 100% RECYCLED POLYESTER		
QSCharcoal Black (DX)	 Fabrics Treated with Scotchgard™ Fabric Protector		

ROYAL VINYL

			
QSBlue Tide (VB)	QSGranite (VG)	QSRaspberry Mist (VM)	QSMint (VN)
			
QSandwood (DN)	QSHazelnut (VW)	QSCoal (VX)	QSIce (VT)



Please Note: Terms for quickship are 5 business days for Room Dividers and 10 business days for Display Towers (+shipping time)

CUSTOMIZE YOUR OFFICE WITH INIGO'S MINIMAL, MODERN DESIGN!

THIS GROUP FEATURES CLEAN LINES AND A BOLD FRESH LOOK!

Inigo *COLLECTION*

STANDARD FEATURES

- Easily configurable for open office and meeting room applications
- High-top table design
- Two laminate finishes: Smoke and Bourbon
- Satin aluminum finish on metal bases

96" HIGH TOP CONFERENCE TABLE WITH METAL BOXES

SKU: **QS701X96MB**

96"W x 48"D x 42"H

Consists of:

-003 Metal box storage base

-004 Metal box base

-006 Table top with wire raceway

List Price: \$2,187.00

GIG STOOL

SKU: **SOCA91416**

Overall: 18"W x 21"D x 40"H

Seat: 18"W x 20"D x 30"H

Made To Order

Price Varies By Fabric Grade

Contact your sales representative for current fabric selection.

**SATIN ALUMINUM FINISH
ON METAL BASES!**



Some Items on This Page
Come Ready-To-Assemble.

SO = SPECIAL ORDER

QS = QUICKSHIP

**INDIGO
FINISHES
AVAILABLE:**



QS(7011) Smoke



QS(7012) Bourbon



**MATCHING DESKS & WORKSTATIONS AVAILABLE BY
SPECIAL ORDER. CALL FOR DETAILS!**




**HARDWARE WILL
ALLOW SEATS,
OTTOMANS &
PODS TO GROUP
TOGETHER!**

**FULLY
ASSEMBLED**

Zoll COLLECTION

Collaboration is the heart of the workplace and Zoll's dynamic design provides multiple solutions to meet today's changing office needs. Offering configurable furniture to fit any size space, this group was created with Flexsteel's vast knowledge of comfort and durability, and was founded on more than a century of experience in soft seating.

ZOLL UPHOLSTERIES & FINISHES AVAILABLE:



*Each power pod
is equipped with
one electrical
outlet and two
USB ports.*



SINGLE ARMLESS CHAIR SKU: **QSOC0541924**

Overall: 24¼"W x 24½"D x 29¾"H
Seat: 24¼"W x 18"D x 18"H
Fabric List: \$1,073.00
Vinyl List: \$1,098.00

DOUBLE ARMLESS CHAIR SKU: **QSOC0541936**

Overall: 36¼"W x 24½"D x 29¾"H
Seat: 36¼"W x 18"D x 18"H
Fabric List: \$1,253.00
Vinyl List: \$1,285.00

SINGLE OTTOMAN SKU: **QSOC0540824**

24"W x 24"D x 18"H
Fabric List: \$776.00
Vinyl List: \$794.00

DOUBLE OTTOMAN SKU: **QSOC0540836**

36"W x 24"D x 18"H
Fabric List: \$876.00
Vinyl List: \$895.00

RECTANGULAR POWER POD SKU: **QSOC054R**

12"W x 24"D x 18"H
List: \$913.00

TRIANGLE POWER POD SKU: **QSOC054T**

24"W x 24"D x 26"H
List: \$966.00

Power Pods - Finishes Available:
Smoke or Bourbon

*Power Pods - when ordering in Smoke
finish use 11, in Bourbon finish use 12.*



*Upholstered items Made in the USA.
Legs & power pods are imported.*

See Page 1 For Detailed Information



**FULLY
ASSEMBLED**

QS = QUICKSHIP





**SPECIAL ORDER SEATING
CALL FOR DETAILS!**

Hannah *PATIENT TREATMENT CHAIR*

- Heavy duty steel, lay flat mechanism
- Back angle infinitely adjustable with pneumatic control
- Features 4 heavy duty (2 lockable) casters for easy mobility
- 830 includes Trendelenburg mechanism providing negative 3° in flat position and pull-out foot tray for patient transport
- 831 has similar features to the 830 without the Trendelenburg or foot tray
- Rated to 500 lbs. (Bariatric models rated to 750 lbs. available)

SKU	DESCRIPTION	DIMENSIONS	GRADE 3 LIST
SO830	Patient Treatment Chair	33"W x 39"D x 44"H	\$3,929.00
SO831	Patient Room Recliner	33"W x 39"D x 44"H	\$3,349.00

Options Available

SODPS	Double Pivot Tablet	24"W x 7"D x 7¼"H	\$674.00
SOLPT	Large, Single Pivot Tablet	27"W x 9½"D x 7¼"H	\$503.00
SOPL	IV Pole with Holder	11"W x 2¾"D x 55½"-90½"H	\$366.00
SOBB	Black Push Bar	24"W x 4½"D x 1"H	\$171.00

Please Note: Prices based on Grade 3 Upholstery



Harmony *DAY BED*

- Wall-saver design extend into chaise or sleep positions.
- Lift the front of seat and pull out base to convert to a 78" bed
- Lift chair back and roll forward to convert unit back to chair

**THE IDEAL ANSWER FOR A
COMFORTABLE, OVERNIGHT
STAY IN A PATIENT ROOM.**

SKU	DESCRIPTION	DIMENSIONS	GRADE 3 LIST
SO822 ★	Day Bed	46½"W x 39-78"D x 35"H	\$3,876.00

Please Note: Prices based on Grade 3 Upholstery

**All Items On This Page
Available by Special Order.**

Contact Us for Details!



Gold Stars Indicate
Product New for 2019.



Ample storage
under seat for
sheets, pillows,
blankets, etc.



the BIFMA sustainability standard





FlexTiered Seating offers comfortable, multi-level seating for groups to assemble in impromptu meetings or casual gatherings. Ideal for classrooms, conference rooms, lounge or open atrium areas. Easily re-configures to maximize room functionality. Add power to most units on vertical surface with combination 110-volt and active USB port for recharging mobile devices.

SKU	DESCRIPTION	DIMENSIONS	GRADE 3 LIST
SO2002	2-Tiered Square Seat	37"W x 41"D x 35"H	\$1,981.00
SO2003	3-Tiered Square Seat	37"W x 41"D x 35"H	\$2,134.00
SO2032IF	2-Tiered 45° Inside Facing Seat	47¼"W x 20¼"D x 35"H	\$2,585.00
SO2032OF	2-Tiered 45° Outside Facing Seat	45½"W x 20¼"D x 35"H	\$2,585.00
SO2033IF	3-Tiered 45° Inside Facing Seat	47¼"W x 20¼"D x 35"H	\$2,736.00
SO2033OF	3-Tiered 45° Outside Facing Seat	45½"W x 20¼"D x 35"H	\$2,736.00



Flex Lounge and Ottomans are designed for casual gatherings and makes perimeter spaces more useful and suitable for collaboration. Ottomans are available in multiple sizes of round, square and rectangular shapes and mix with any HPFi lounge seating product. Add power to most units on (straight) vertical surface with combination 110-volt and active USB port for recharging mobile devices.

SKU	DESCRIPTION	DIMENSIONS	GRADE 3 LIST
SO1520	Round Ottoman	20"W x 20"D x 18"H	\$732.00
SO1532	Octagonal Ottoman	32"W x 32"D x 18"H	\$1,539.00
SO1508 ★	Corner Chair	30"W x 30"D x 30"H	\$2,106.00
SO1554	1-Seat Bench/Ottoman	20"W x 20"D x 18"H	\$764.00
SO1509 ★	Quartile Chair	30"W x 30"D x 30"H	\$2,162.00
SO1507 ★	1½-Seat Chair	30"W x 30"D x 30"H	\$1,731.00
SO1504 ★	1½-Seat Bench/Ottoman	30"W x 20"D x 18"H	\$999.00
SO1502 ★	2-Seat Chair	40"W x 30"D x 30"H	\$2,087.00
SO1505 ★	2-Seat Bench/Ottoman	40"W x 20"D x 18"H	\$1,139.00
SO1506 ★	3-Seat Bench/Ottoman	60"W x 20"D x 18"H	\$1,525.00
SO1595OF ★	90° Outside Facing Loveseat	68"W x 36"D x 30"H	\$3,278.00
SO5828	Round Table, Trumpet Base	28"W x 28"D x 20¼"H	\$939.00


Please Note: Prices based on Grade 3 Upholstery



Gold Stars Indicate
Product New for 2019.



#9780



#972ARMCHR (2)



#9785



#9784



#9789



#9788



#9786



#9787

ARMLESS CHAIR

SKU: 9780GRYCHR

Overall: 24"W x 29½"D x 31¾"H

Seat: 24"W x 21½"D x 18½"H

List: \$609.00

**ARMLESS WEDGE CHAIR
W/BACK ON LARGE SIDE**

SKU: 9785GRYCHR

Overall: 31"W x 29½"D x 31¾"H

Seat: 24"W x 21½"D x 18½"H

List: \$619.00

**ARMLESS WEDGE ★
W/BACK ON SMALL SIDE**

SKU: 9789GRYCHR

Overall: 30½"W x 29¼"D x 31¾"H

Seat: 15¾-30¾"W x 21½"D x 18½"H

List: \$749.00

OTTOMAN/BACKLESS SEAT ★

SKU: 9786GRYCHR

Overall: 30½"W x 25"D x 18½"H

Seat: 30½"W x 25"D x 18½"H

List: \$499.00

CHAIR ARM

SKU: 972ARMCHR

5½"W x 29½"D x 26"H

List: \$215.00

CORNER W/BACK ★

SKU: 9784GRYCHR

Overall: 29½"W x 29½"D x 31¾"H

Seat: 21½"W x 21½"D x 18½"H

List: \$779.00

BACKLESS WEDGE ★

SKU: 9788GRYCHR

Overall: 30½"W x 25"D x 18½"H

Seat: 9½-30¼"W x 25"D x 18½"H

List: \$559.00

ROUND OTTOMAN ★

SKU: 9787GRYCHR

Overall: 24"Dia x 18½"H

Seat: 24"Dia x 18½"H

List: \$429.00

NEED POWER?

**DELUXE ARM
W/USB POP-UP**

SKU: 972UCHR

5½"W x 29½"D x 26"H

Exposed Cord Length: 45¼"

List: \$329.00




Some items in this collection
come ready-to-assemble.

All chairs standard with Silver Post Legs.



Gold Stars Indicate
Product New for 2019.

**INTEGRATE
UPHOLSTERY IN STOCK:**




Light Gray (PER-T400-4) Back
w/Charcoal (PER-T400-5) Seat & Arm

Integrate **COLLECTION**
by OfficeSource®



**INTEGRATE
UPHOLSTERY IN STOCK:**



Light Gray (PER-T400-4) Back
w/Charcoal (PER-T400-5) Seat & Optional Arm
Silver Post Legs



Some items in this collection
come ready-to-assemble.



Millennial **COLLECTION** by OfficeSource®

STANDARD FEATURES

- Modular design lets you use the chairs independently or you can build your own unique layout with multiple chairs
- All chairs upholstered on all sides with durable black faux leather rated for commercial usage
- "Buttonless" tufts are stitched in rather than held in by flimsy buttons that pop off and get lost
- Chrome metal chair frame & legs

**NEW & IMPROVED
DESIGN! SOFTER SIT
& GANGING CLIP!**

**MILLENNIAL
UPHOLSTERY
IN STOCK:**

BLK Black Faux Leather
(QIA-EVOBLKPU)

With Millennial Collection Reception Furniture, you and your office visitors will be pleasantly surprised to discover just how comfortable this black faux leather, tufted cushion seating can feel. The silver accent base completes the look by adding a contemporary feel.



Items on this page may
be shipped by a small
package carrier.



#10511(2), #10519, #10515
Components form three seater
w/ottoman configuration.



Items on this page may
be shipped by a small
package carrier.



**MILLENNIAL
UPHOLSTERY
IN STOCK:**



BLK Black Faux Leather
(QIA-EVOBLKPU)

#10511(3),
#10519,
#10515

Components form five seater
configuration.

**NEW & IMPROVED DESIGN!
SOFTER SIT & GANGING CLIP!**



#10511(3), #10515

Components form four seater
configuration.

MILLENNIAL COLLECTION COMPONENT - SELECTION GUIDE



#10511



#10519



#10520

Matching
Guest Chair



#10515



#10512



(2 USB Ports, 2 Power Outlet,
& 19' Power Cord)



Gold Stars Indicate
Product New for 2019.



#10514




#10517

MODULAR GUEST SEATING w/STEEL FRAMES

SKU	DESCRIPTION	DIMENSIONS	LIST PRICE
10511	Armless Chair	26 $\frac{3}{8}$ "W x 26 $\frac{3}{8}$ "D x 30 $\frac{1}{2}$ "H	\$519.00
10512	Armless Chair	26 $\frac{3}{8}$ "W x 26 $\frac{3}{8}$ "D x 30 $\frac{1}{2}$ "H	\$609.00
w/Power Module (2 USB Ports, 2 Power Outlet, 19' Power Cord)			
10519	Corner Chair	26 $\frac{3}{8}$ "W x 26 $\frac{3}{8}$ "D x 30 $\frac{1}{2}$ "H	\$579.00
10520	Guest Chair	29 $\frac{1}{8}$ "W x 27 $\frac{1}{2}$ "D x 30 $\frac{1}{2}$ "H	\$689.00
10515	Ottoman	26 $\frac{3}{8}$ "W x 24 $\frac{1}{2}$ "D x 17 $\frac{1}{2}$ "H	\$359.00
10514	Armless High Back Chair	26 $\frac{3}{8}$ "W x 26 $\frac{3}{4}$ "D x 50 $\frac{1}{2}$ "H	\$719.00
10517	Privacy Chair Cubby	33 $\frac{3}{4}$ "W x 26 $\frac{3}{4}$ "D x 50 $\frac{1}{2}$ "H	\$1,079.00

**UPHOLSTERED IN A COMMERCIALY RATED TUFTED BLACK
VINYL WITH CHROME METAL FRAME AND LEGS.**

CHOOSE FROM 4 SHAPES...
CYLINDER, CUBE, QUAD, PENTAGON!
CHOOSE FROM 4 UPHOLSTERIES...
**TAUPE, KASHMIR GREEN,
BLACK OR LEATHER!**



Shapes **COLLECTION** by OfficeSource®

Creative seating for any space! The Shapes Collection by OfficeSource® gives you the ability to arrange the cylinder, cube, quad or pentagon to create a productive collaborative area. This huddle space can be perfect for anything from classrooms to reception areas. Four great colors to choose from to fit your personal taste.

SHAPES - UPHOLSTERIES IN STOCK:



Taupe
(PER-BY13013)



Kashmir Green
(PER-BY1306)



Black
(PER-F58)



Black Bonded
Leather (PER-BL01)



Pictured in Taupe

CYLINDER SEAT
SKU: 7020CYL
16¾"Dia x 17¾"H
List: \$205.00



Pictured in Kashmir Green

CUBE SEAT
SKU: 7030CUBE
16¾"W x 16¾"D x 17¾"H
List: \$215.00



Pictured in Black Fabric

QUAD SEAT
SKU: 7040QUAD
16¾"W x 26¾"D x 17¾"H
List: \$305.00



Pictured in Black Leather

PENTAGON SEAT
SKU: 7050PENT
16¾"W x 26¾"D x 17¾"H
List: \$380.00



PICTURED WITH ORB COLLECTION
& OS LAMINATE STORAGE



PICTURED WITH OS LAMINATE
RECEPTION STATION



PICTURED WITH MULTI-PURPOSE
TABLES BY OFFICESOURCE



PICTURED WITH OS LAMINATE
COLLECTION & MULTI-PURPOSE

Draper **COLLECTION** by OfficeSource®

With an **impressive office atmosphere**, not only does the productivity level increase, but it also leaves a positive impression on visitors. The Draper Collection by OfficeSource® is crafted to fulfill all the requirements of attention grabbing and comfortable furniture. Featuring tufted seat & back cushions and silver metal legs.



#9074

**BUTTON TUFTED SEAT,
BACK & OUTSIDE ARMS!**

**SOFA
SKU: 9074**

Overall: 66"W x 30¾"D x 32¼"H
Seat: 56¾"W x 20½"D x 19"H
List: \$1,539.00



#9071

**CLUB CHAIR
SKU: 9071**

Overall: 30¾"W x 30¾"D x 32¼"H
Seat: 21¼"W x 20½"D x 19"H
List: \$819.00

**DRAPER
UPHOLSTERIES
IN STOCK:**



Taupe
(PER-BY13013)



Kashmir Green
(PER-BY1306)



Black
(PER-F58)



PICTURED WITH OFFICESOURCE
MULTIPURPOSE TABLES!



Silver Finished
Metal Legs

Tribeca COLLECTION by OfficeSource®

Sleek European styling makes Tribeca Collection the perfect choice for office or home. Featuring contemporary design, durable construction and outstanding comfort, Tribeca offers exceptional quality and value.

SOFA W/SILVER METAL LEGS SKU: 9683

Overall: 70"W x 29"D x 32"H
Seat: 60"W x 20"D x 18"H
List: \$1,749.00

LOVESEAT W/SILVER METAL LEGS SKU: 9682

Overall: 50½"W x 29"D x 32"H
Seat: 40½"W x 20"D x 18"H
List: \$1,389.00

CLUB CHAIR W/SILVER METAL LEGS SKU: 9681

Overall: 31½"W x 29"D x 32"H
Seat: 21"W x 20"D x 18"H
List: \$959.00

TRIBECA CLUB CHAIR WITH CARBONIZED FINISHED TABLET ARM & SILVER METAL LEGS SKU: 9681TA

• Right hand only
Overall: 31½"W x 29"D x 32"H
Seat: 21"W x 20"D x 18"H
Tablet Arm: 15¾"W x 11¾"D x 26½"H
List: \$1,259.00



★ **NEW!**
UPHOLSTERY

PICTURED WITH OFFICESOURCE
RECEPTION TABLES!

TRIBECA UPHOLSTERIES IN STOCK:



BLK Black
Bonded Leather
(PER-BL01BLK)



GRY Gray
Leathertek ★
(PER-B118)

TABLET ARM FINISH IN STOCK:



Carbonized Finish

★ Gold Stars Indicate
Product New for 2019.



Define **COLLECTION** by OfficeSource®

Creates a comfortable setting for your guests that will make waiting more pleasant. Your lobby or reception area is the forefront of your business and providing distinguished and comfortable seating is the first step towards making a great impression.

STANDARD FEATURES

- Contemporary single piece seat cushion design
- Upholstered in an ultra durable and breathable caressoftplus upholstery
- Silver finished metal legs standard

SOFA

SKU: 9703

Overall: 73"W x 32"D x 31"H
Seat: 64½"W x 20½"D x 18½"H
List: \$1,599.00

LOVESEAT

SKU: 9702

Overall: 50"W x 32"D x 31"H
Seat: 43"W x 20½"D x 18½"H
List: \$1,239.00

CLUB CHAIR

SKU: 9701

Overall: 31¼"W x 32"D x 31"H
Seat: 23"W x 20½"D x 18½"H
List: \$839.00



#9703



#9702



#9701

Silver Finished
Metal Legs

DEFINE - UPHOLSTERIES IN STOCK:



GRY Gray Leather-Soft Vinyl™
(NOR-CAREPLUSGRY)



BLK Black Leather-Soft Vinyl™
(NOR-CAREPLUSBLK)

PICTURED WITH OS
COLLECTION - STORAGE

PICTURED WITH OS
RECEPTION TABLES

Madison **COLLECTION** by OfficeSource®

SOFA W/CHROME FRAME SKU: 9283

Overall: 77"W x 32"D x 27"H
Seat: 63"W x 22"D x 16"H
List: \$1,899.00

LOVESEAT W/CHROME FRAME SKU: 9282

Overall: 55"W x 32"D x 27"H
Seat: 41"W x 22"D x 16"H
List: \$1,449.00

CLUB CHAIR W/CHROME FRAME SKU: 9281

Overall: 34¼"W x 32"D x 27"H
Seat: 20¼"W x 22"D x 16"H
List: \$989.00

MADISON UPHOLSTERIES IN STOCK:



BLK Black
Leathertek
(PER-PU15BLK)



WHT White
Leather-Soft Vinyl™
(PER-V260WHT)



PICTURED WITH OS LAMINATE
TABLES & VARIANT COLLECTION

4 SIDED MOBILE
POWER TOWER

Pictured with
OS Laminite Pedestal Table

NEW! METAL & LAMINATE
LAPTOP TABLE

Manhattan **COLLECTION** by OfficeSource®

STANDARD FEATURES

- Cushioned top grain leather surfaces
- Heavy duty pocket spring coil construction
- Webbed seat & back
- Black finished wood legs standard

SOFA W/BLACK WOOD LEGS SKU: 9883

Overall: 75"W x 32½"D x 31"H
Seat: 62"W x 20½"D x 19½"H
List: \$2,069.00

SIDE C-TABLE SKU: PLTC66T ★

• Includes Top
22¼"W x 15¾"D x 25½"H
List: \$140.00

LOVESEAT W/BLACK WOOD LEGS SKU: 9882

Overall: 55"W x 32½"D x 31"H
Seat: 42"W x 20½"D x 19½"H
List: \$1,649.00

CLUB CHAIR W/BLACK WOOD LEGS SKU: 9881

Overall: 34"W x 32½"D x 31"H
Seat: 20½"W x 20½"D x 19½"H
List: \$1,129.00




Gold Stars Indicate
Product New for 2019.

MANHATTAN UPHOLSTERIES IN STOCK:



BLK Black Top Grain
Leather w/Vinyl Match
(PER-LTHRBLK)



LAT Latte Top Grain
Leather w/Vinyl Match
(PER-LTHR LAT)

ACCESSORY



EXTRA LEGS SKU: WL9800

(Set of 4)
List: \$60.00

FINISHES IN STOCK:



Cherry Mahogany

TOP GRAIN LEATHER!

Pictured with Glass Top
Reception Table w/Round Base

HEAVY DUTY
Pocket Spring Construction!

NEW! METAL & GLASS
LAPTOP TABLE



Maggie COLLECTION
by OfficeSource®



#2428001

SOLID HARDWOOD FRAMES!



#2428002



#2428003

**MAGGIE
UPHOLSTERY
IN STOCK:**



BLK Black
Leather-Soft Vinyl™
(NOR-CAREPLUSBLK)

STANDARD FEATURES

- Contemporary elegant design for home or office
- Black finish legs
- Solid hardwood frame

SOFA W/BLACK LEGS

SKU: 2428001

Overall: 79½"W x 34"D x 33"H
Seat: 67½"W x 22"D x 18½"H
List: \$1,719.00

LOVESEAT W/BLACK LEGS

SKU: 2428002

Overall: 56"W x 34"D x 33"H
Seat: 45"W x 22"D x 18½"H
List: \$1,229.00

CLUB CHAIR W/BLACK LEGS

SKU: 2428003

Overall: 34"W x 34"D x 33"H
Seat: 22½"W x 22"D x 18½"H
List: \$819.00



#49353

#484714233

Heritage **COLLECTION** by OfficeSource®

A mix between mid century and a refined retro style with plush, deep seats and back cushions, bolster pillows, and classic lines. Upholstered in a beautiful dark gray upholstery with wood tapered legs.

SOFA W/TWO BOLSTER CUSHIONS & LIGHT BROWN WOOD POST LEGS SKU: 484714233

Overall: 77½"W x 33½"D x 36"H
Seat: 67"W x 21½"D x 20¼"H
List: \$1,849.00

GUEST CHAIR W/LIGHT BROWN WOOD POST LEGS SKU: 49353

Overall: 22¼"W x 23½"D x 34¼"H
Seat: 22"W x 19½"D x 19¾"H
List: \$379.00

**HERITAGE
UPHOLSTERY
IN STOCK:**



Dark Gray
(TRU-7142)



#483727633

#49354

Newton **COLLECTION** by OfficeSource®

SOFA W/LIGHT BROWN WOOD BASE SKU: 483727633

Overall: 73¼"W x 34"D x 36"H
Seat: 63"W x 21"D x 19½"H
List: \$1,879.00

BARREL CHAIR W/LIGHT BROWN WOOD LEGS SKU: 49354

Overall: 23½"W x 23½"D x 31¼"H
Seat: 23½"W x 17"D x 19"H
List: \$399.00

**NEWTON
UPHOLSTERY
IN STOCK:**



Light Gray
(TRU-7276)

PICTURED WITH
INTEGRATE
COLLECTION, OS
LAMINATE RECEPTION &
RECEPTION TABLES

SPACE SAVER DESIGN!
FITS TIGHTLY TOGETHER
TO SAVE SPACE

Dover COLLECTION by OfficeSource®

STANDARD FEATURES

- Seats well either independently or placed side by side
- Nylon webbed seat construction w/solid wood frame



#1700

Pictured in Black Bonded Leather
with Cherry Frame.



#1700

Pictured in Kashmir Green
with Modern Walnut Frame.

DESIGNER GUEST CHAIR SKU: 1700

Overall: 22"W x 25"D x 31¼"H
Seat: 19½"W x 19½"D x 19"H
List: \$349.00

DESIGNER FULL ARM SKU: 1700FA* ★

20⅝"W x 1⅞"D x 24½"H
List: \$169.00

DESIGNER HALF ARM SKU: 1700SHA*

20⅝"W x 1⅞"D x 24½"H
List: \$135.00

★ Gold Stars Indicate
Product New for 2019.

DOVER UPHOLSTERIES IN STOCK:



Taupe
(PER-BY13013)

Kashmir Green
(PER-BY1306)



Black
(PER-F58)

TEK Black Bonded
Leather (PER-BL01)

FRAME & HALF ARM FINISHES IN STOCK:



Cherry

Mahogany



Espresso

Modern Walnut



1700 (3), 1700FA (2)

Pictured in Black Bonded Leather
with Mahogany Frame.



1700 (2), 1700FA (1)

Pictured in Black Bonded Leather
with Modern Walnut Frame.

*DESIGNER HALF ARM Used with 2 chairs (or more) to
create a multi-seat unit with no visible arm obstruction.



PICTURED WITH OS LAMINATE
RECEPTION WORKSTATION
WITH PEDESTALS

Chelsea COLLECTION by OfficeSource®



#1600
Pictured in Kashmir Green
with Cherry Frame.



#1600
Pictured in Taupe with
Espresso Frame.

DESIGNER GUEST CHAIR W/WOOD FRAME

SKU: 1600
Overall: 23½"W x 23½"D x 34"H
Seat: 20"W x 19½"D x 18½"H
List: \$369.00

DESIGNER BENCH SKU: 1600BENCH

Overall: 41⅞"W x 19¼"D x 18⅝"H
Seat: 39½"W x 17½"D x 2⅝"H
List: \$469.00
• Available in Black Bonded Leather (TEK) only.



#1600BENCH
Pictured in Black Bonded Leather with
Modern Walnut Frame.



1600 (4), 1600FA (3)
Pictured in Black Bonded
Leather with Mahogany Frame.

DESIGNER FULL ARM SKU: 1600FA* ★

22"W x 1½"D x 24½"H
List: \$179.00



DESIGNER HALF ARM SKU: 1600SHA*

22"W x 1½"D x 24½"H
List: \$145.00


★ Gold Stars Indicate
Product New for 2019.

*DESIGNER HALF ARM Used with 2 chairs (or more) to
create a multi-seat unit with no visible arm obstruction.

CHELSEA UPHOLSTERIES IN STOCK:



FRAME & HALF ARM FINISHES IN STOCK:





#840KD

Pictured with In Stock Black Upholstery & Mahogany Frame



#840KD

Pictured with In Stock Black Upholstery & Mahogany Frame

**CHAIRS COMPLEMENT OUR
VERY POPULAR
OS LAMINATE COLLECTION!**

**OFFICESOURCE®
SIGNATURE WOOD CHAIRS...**
GORGEOUSLY CRAFTED & AVAILABLE
IN 26 FABRICS & 3 WOOD
FINISHES!



#850KD

Pictured with Beige Upholstery & Espresso Frame

STANDARD FEATURES

- Mortise and tenon construction
- Solid hardwood with 8 step finish process
- Nylon webbed seat construction

**SAVORE
UPHOLSTERIES
IN STOCK:**



BLK Black



BEI Beige

**FINISHES
IN STOCK:**



Cherry



Mahogany



Espresso

**SLATED BACK, GUEST CHAIR
W/ARMS & WOOD FRAME**

SKU: 840KD

Overall: 22¾"W x 21½"D x 33¼"H

Seat: 19¾"W x 18"D x 19¼"H

IN STOCK LIST: \$399.00

QUICKSHIP LIST: \$579.00

**SLATED BACK, GUEST CHAIR
W/ARMS & WOOD FRAME**

SKU: 850KD

Overall: 22"W x 22"D x 32"H

Seat: 19¾"W x 18"D x 19¼"H

IN STOCK LIST: \$399.00

QUICKSHIP LIST: \$579.00

QUICKSHIP

UPHOLSTERIES AVAILABLE:

QSVisions Express - Energize Stallion	QSVisions Express - Energize Dragonfly	QSVisions Express - Energize Fern	QSVisions Express - Energize Flame	QSVisions Express - Energize Granite	QSVisions Express - Energize Indigo
QSVisions Express - Energize Saddle	QSVisions Express - Amazement Sidewalk	QSVisions Express - Balance Brass	QSVisions Express - Courage Tomato	QSVisions Express - Courage Royal	QSVisions Express - Envy Harbor
QSVisions Express - Envy Cascade	QSVisions Express - Envy Fruit Punch	QSVisions Express - Envy Fuchsia	QSVisions Express - Fascination Violet	QSVisions Express - Fascination Artichoke	QSVisions Express - Fascination Cobalt
QSVisions Express - Fascination Rawhide	QSVisions Express - Fascination Sunshine	QSVisions Express - Passion Sprout	QSVisions Express - Passion Lima	QSVisions Express - Passion Midas	QSVisions Express - Passion Pomegranate

Please Note: Chairs upholstered in above Quickship fabrics have list price of \$579.00

QS = QUICKSHIP



#271 Pictured w/Oxblood Vinyl & Mahogany Frame



#272 Pictured w/Black Leather-Soft Vinyl & Mahogany Frame



**GUEST CHAIR
W/MAHOGANY FRAME
SKU: 271**

Overall: 24"W x 26"D x 31"H
Seat: 22"W x 21"D x 18½"H
List: \$329.00

**GUEST CHAIR W/CASTERS
& MAHOGANY FRAME
SKU: 272**

Overall: 24"W x 26"D x 31"H
Seat: 22"W x 21"D x 18½"H
List: \$349.00

**LANCASTER
UPHOLSTERIES
IN STOCK:**



BLK Black
Leather-Soft Vinyl™
(NOR-CAREPLUSBLK)
w/Mahogany Frame



OX Oxblood Vinyl
(NOR-OXBVINYL)
w/Mahogany Frame

GREAT FOR BOTH HOME & OFFICE ENVIRONMENTS!



#291 Pictured w/Black Leather-Soft Vinyl & Mahogany Frame



#292 Pictured w/Oxblood Vinyl & Mahogany Frame



**GUEST CHAIR
W/MAHOGANY FRAME
SKU: 291**

Overall: 24½"W x 27"D x 35½"H
Seat: 20"W x 19"D x 18"H
List: \$499.00

**GUEST CHAIR W/CASTERS
& MAHOGANY FRAME
SKU: 292**

Overall: 24½"W x 27"D x 35½"H
Seat: 20"W x 19"D x 18"H
List: \$509.00

**LANCASTER PAIRS PERFECTLY WITH THE
ABBEY CONFERENCE TABLES**



Bleecker Street COLLECTION by OfficeSource®

This wood guest chair and its inventive design is endlessly functional. Made of bentwood, it is light and completely conforms to the users back, ensuring maximum comfort levels. Its wooden appearance gives it a classy edge over other wood stack chairs, yet the chairs remain light enough to comfortably move around.



PICTURED WITH OS LAMINATE
HOSPITALITY TABLES &
BLEECKER STREET STOOLS!



#184WHT Pictured in White



ALL WOOD GUEST CHAIR W/LIGHT WOOD BASE

SKU: 184

Overall: 16½"W x 20¼"D x 32¼"H

Seat: 17¼"W x 16¼"D x 18⅝"H

List: \$309.00

ALL WOOD GUEST CHAIR W/HOLE IN BACK & LIGHT WOOD BASE

SKU: 194

Overall: 16¾"W x 18½"D x 33¼"H


Seat: 17"W x 17½"D x 18⅝"H

List: \$309.00



#194MW Pictured in Modern Walnut

BLEECKER STREET - FINISHES IN STOCK:



WHT White



MW Modern Walnut



ES Espresso



This product is part of
a complete collection.



**BARREL BACK ARM CHAIR
W/BLACK WOOD LEGS**

SKU: 5209

Overall: 25½"W x 29"D x 28"H


Seat: 25½"W x 21"D x 19"H

List: \$539.00

5209 - UPHOLSTERIES IN STOCK:



GYL Gray Linen Fabric
(NOR-BL271)



★ BLK Black
Leather-Soft Vinyl™
(NOR-CAREPLUSBLK)

**RETRO STYLE GUEST CHAIR
W/WOOD LEGS**

SKU: 6909

Overall: 24½"W x 25½"D x 35½"H


Seat: 19½"W x 20"D x 19"H

List: \$409.00

6909 - UPHOLSTERIES IN STOCK:



BLK Black
Leather-Soft Vinyl™
w/Mahogany Legs
(NOR-CAREPLUSBLK)



GYL Gray Linen Fabric
w/Black Legs
(NOR-BL271)



**FLARED ARM
DESIGN!**



UNIQUE RESIMERCIAL DESIGN!

★ **NEW!**

**GUEST CHAIR
W/MAHOGANY WOOD LEGS**

SKU: 7609 ★

Overall: 25½"W x 27½"D x 35"H

Seat: 18½"W x 18½"D x 19"H

List: \$699.00

**7609
UPHOLSTERY
IN STOCK:**



BLK Black
Leather-Soft Vinyl™
(NOR-CAREPLUSBLK)

★ Gold Stars Indicate
Product New for 2019.



Hampton **COLLECTION** by OfficeSource®

★ **NEW!**



#311018DC



Please Note:
Not Stackable

**HAMPTON
FINISH
IN STOCK:**



DC Dark Cherry
(HOL-DCWOOD)

**SOLID WOOD
DINING CHAIR**
SKU: 311018DC ★
Overall: 17"W x 17"D x 34"H
Seat: 17"W x 16"D x 18"H
List: \$429.00
(Packaged 2 Per Carton)



This product is part of
a complete collection.

Loft **COLLECTION** by OfficeSource®

OfficeSource®
05030



#4018BLK



Please Note:
Not Stackable

**LOFT
UPHOLSTERY
IN STOCK:**



BLK Black Vinyl
(HOL-BLKVYL)

**LADDER BACK DINING
CHAIR W/BLACK WRINKLE
STEEL FRAME**
SKU: 4018BLK
Overall: 17"W x 17"D x 31"H
Seat: 17"W x 16"D x 18"H
List: \$255.00
(Packaged 2 Per Carton)



Spencer **COLLECTION** by OfficeSource®



#1240



**SPENCER
UPHOLSTERY
IN STOCK:**



BLK Black
Leather-Soft Vinyl™
(NOR-CAREPLUSBLK)
w/MH Mahogany
Frame

**GUEST CHAIR
W/MAHOGANY FRAME**
SKU: 1240
Overall: 26"W x 28"D x 36"H
Seat: 21"W x 20½"D x 19"H
List: \$409.00



This product is part of
a complete collection.

Advantage **COLLECTION** by OfficeSource®



#759BLK Pictured in
Black Bonded Leather



**ADVANTAGE
UPHOLSTERY
IN STOCK:**



BLK Black
Bonded Leather
(NOR-LTHRPLUSBLK)

**EXECUTIVE GUEST
W/BLACK FRAME**
SKU: 759BLK
Overall: 23½"W x 24"D x 34½"H
Seat: 20"W x 17"D x 19½"H
List: \$309.00

**BUILT-IN LUMBAR
SUPPORT!**



Gold Stars Indicate
Product New for 2019.



3 UPHOLSTERIES TO
CHOOSE FROM!

Elroy *COLLECTION* by OfficeSource®

LOUNGE CHAIR W/SEAT HEIGHT ADJUSTMENT & CHROME BASE SKU: 6491

Overall: 25½"W x 26"D x 40-44"H
Seat: 21"W x 19"D x 19½-27½"H
List: \$739.00

FUNCTIONS: Pneumatic Seat Height,
360-Degree Swivel

ELROY - UPHOLSTERIES IN STOCK:



TAU Taupe
(PER-BY13013)



GRN Kashmir Green
(PER-BY1306)



BLK Black
(PER-F58)



#6491BLK



#6491TAU

Crescent *COLLECTION* by OfficeSource®

MID BACK, COLLABORATIVE CHAIR W/BLACK 4 STAR BASE SKU: 49456

Overall: 24¼"W x 26"D x 32¼-36½"H
Seat: 17½"W x 19¾"D x 18¼-22½"H
List: \$609.00

FUNCTIONS: 360-Degree Swivel,
Swivel/Tilt Control

GUEST CHAIR W/BLACK BASE SKU: 49455

Overall: 24¼"W x 26"D x 34½"H
Seat: 17½"W x 19¾"D x 18¾"H
List: \$509.00


CRESCENT UPHOLSTERY IN STOCK:



GRY Gray Linen
(TRU-7276)



#49456



#49455



Big & Tall **COLLECTION** by OfficeSource®

OfficeSource®
05030

Not all bodies are built the same way – and neither is office seating. Our Big & Tall office chairs and heavy duty chairs offer an alternative to standard-sized office seating.



**WEIGHT
CAPACITY
500 LBS!**

**BIG & TALL GUEST CHAIR
W/SILVER FRAME**

SKU: 11499BLK ★

WEIGHT CAPACITY: 500 LBS

Overall: 30³/₄"W x 26"D x 34¹/₄"H

Seat: 27"W x 19¹/₂"D x 18"H

List: \$569.00

**11499BLK
UPHOLSTERY
IN STOCK:**



BLK Black
Faux Leather
(QIA-EVOBLKPU)



EXTRA WIDE SEAT W/WATERFALL SEAT CUSHION!



Big & Tall **COLLECTION** by OfficeSource®



**WEIGHT
CAPACITY
750 LBS!**

**BIG & TALL STACK CHAIR
W/BLACK FRAME**

SKU: STK501BLK ★

WEIGHT CAPACITY: 750 LBS

Overall: 25"W x 27"D x 35"H

Seat: 19¹/₂"W x 17¹/₂"D x 18"H

List: \$349.00

**BIG & TALL ARMLESS STACK
CHAIR W/BLACK FRAME**

SKU: STK500BLK ★

WEIGHT CAPACITY: 750 LBS

Overall: 20"W x 27"D x 35"H

Seat: 19¹/₂"W x 17¹/₂"D x 18"H

List: \$319.00

**STK501BLK & STK500BLK
UPHOLSTERY
IN STOCK:**



BLK Black
High Performance Vinyl
(HOL-HPBLKVYL)



Please Note: Both chairs priced per chair, but sold 4 per carton.



Big & Tall **COLLECTION** by OfficeSource®



**WEIGHT
CAPACITY
500 LBS!**

**ARMLESS GUEST CHAIR
W/BLACK FRAME
SKU: 59055FP ★**
WEIGHT CAPACITY: 500 LBS
Overall: 26 $\frac{3}{4}$ "W x 24 $\frac{1}{2}$ "D x 32 $\frac{3}{4}$ "H
Seat: 26 $\frac{3}{4}$ "W x 19"D x 18"H
List: \$439.00



ANTIMICROBIAL



**WALL SAVER DESIGN
ON BACK LEGS!**

**ARMLESS GUEST CHAIR
W/BLACK FRAME
SKU: 59054FP ★**
WEIGHT CAPACITY: 400 LBS
Overall: 22 $\frac{3}{4}$ "W x 25"D x 33 $\frac{1}{4}$ "H
Seat: 22 $\frac{3}{4}$ "W x 19"D x 18"H
List: \$369.00



#59054FP
Pictured in Black
Antimicrobial Vinyl

**WEIGHT
CAPACITY
400 LBS!**

**BIG & TALL
UPHOLSTERIES IN STOCK:**



BLK Black
Antimicrobial Vinyl
(NOR-FP215AM)



GRY Gray
Antimicrobial Vinyl
(NOR-FP242AM)

**ANTIMICROBIAL
VINYL UPHOLSTERY!**



**WEIGHT
CAPACITY
300 LBS!**



ANTIMICROBIAL

**GUEST CHAIR ★
W/BLACK FRAME
SKU: 59053FP**
WEIGHT CAPACITY: 300 LBS
Overall: 22"W x 23 $\frac{1}{2}$ "D x 33"H
Seat: 19"W x 18 $\frac{1}{2}$ "D x 18"H
List: \$329.00



**WALL SAVER DESIGN
ON BACK LEGS!**

Healthcare Grade Vinyl is treated with an antimicrobial additive that works to repel microbes and prevent odors from becoming lodged in your waiting room furniture. The antimicrobial chemicals are designed to be released over time so that the vinyl will offer a consistent level of protection for the life of the furniture. You won't have to worry about your waiting room furniture becoming more susceptible to microbes over time.



Gold Stars Indicate
Product New for 2019.



★ **NEW!**

**WEIGHT
CAPACITY
500 LBS!**

**BIG & TALL GUEST CHAIR
W/BLACK FRAME
SKU: 11529BLK ★
WEIGHT CAPACITY: 500 LBS**
Overall: 27"W x 27"D x 35"H
Seat: 24"W x 20½"D x 18½"H
List: \$449.00

**11529BLK
UPHOLSTERY
IN STOCK:**



BLK Black Faux
Leather
(QIA-EVOBLKPU)

★ Gold Stars Indicate
Product New for 2019.



#11529BLK
SIDE

BACK

BIG & TALL - ALTERNATIVE TO STANDARD SIZE SEATING!



**WEIGHT
CAPACITY
400 LBS!**

**WATERFALL SEAT
REDUCES LEG
STRAIN!**

#540BLK



**HEAVY-DUTY
BASE!**

**SLED BASE GUEST CHAIR
W/BLACK FRAME
SKU: 540BLK
WEIGHT CAPACITY: 400 LBS**
Overall: 24"W x 26"D x 34"H
Seat: 20½"W x 20"D x 17½"H
List: \$419.00

**540BLK
UPHOLSTERY
IN STOCK:**



BLK Black
Leather-Soft Vinyl™
(NOR-CAREPLUSBLK)



**WEIGHT
CAPACITY
400 LBS!**

#11789BLK

**MESH BACK GUEST CHAIR
W/ARMS & BLACK FRAME
SKU: 11789BLK
WEIGHT CAPACITY: 400 LBS**
Overall: 24¾"W x 25"D x 39½"H
Seat: 22"W x 19½"D x 18¾"H
List: \$409.00

**11789BLK
UPHOLSTERY
IN STOCK:**



BLK Black Upholstered Seat
w/Black Mesh Back
(QIA-EVOMESH)



BACK



This product is part of
a complete collection.



**SLED BASE GUEST CHAIR
W/ARMS & BLACK FRAME**
SKU: 315BLK

Overall: 23"W x 24½"D x 34"H
Seat: 20"W x 20"D x 18½"H
List: \$219.00

**MERIT
UPHOLSTERY
IN STOCK:**



BLK Black
Leather-Soft Vinyl™
(NOR-CAREPLUSBLK)



Value COLLECTION
by OfficeSource®

**GREAT FOR EXECUTIVE, GUEST
OR LOBBY ENVIRONMENTS!**



#2708
Pictured in Black

**FABRIC SLED BASE GUEST
CHAIR W/BLACK FRAME**
SKU: 2708

Overall: 24"W x 25"D x 34½"H
Seat: 20"W x 19"D x 18"H
List: \$255.00

**ARMLESS, SLED BASE
GUEST CHAIR
W/BLACK FRAME**
SKU: 2709

Overall: 24"W x 25"D x 34½"H
Seat: 20"W x 19"D x 18"H
List: \$235.00

**BLACK BONDED LEATHER
SLED BASE GUEST CHAIR
W/BLACK FRAME**
SKU: 2748

Overall: 24"W x 25"D x 34½"H
Seat: 20"W x 19"D x 18"H
List: \$275.00



#2709
Pictured in Navy Blue

**VALUE
UPHOLSTERIES IN STOCK:**



Black
(PER-F9106)

Navy Blue
(PER-F9114)

**BLK Black Bonded
Leather**
(PER-BL01BLK)
2748 Only



#2748
Pictured in Black
Bonded Leather



#50828 Pictured in
Gray Leathertek



This product is part of
a complete collection.

**EXECUTIVE GUEST SLED BASE
CHAIR W/CHROME FRAME**

SKU: 50828 

Overall: 22½"W x 24¾"D x 37¾"H

Seat: 19¾"W x 19"D x 19¼"H

List: \$549.00


**TRE
UPHOLSTERIES
IN STOCK:**



BLK Black
Bonded Leather
(PER-BL01BLK)



GRY Gray
Leathertek
(PER-BL57)



WHT White
Leathertek
(PER-V260WHT)



#50828 Pictured in
White Leathertek



Gold Stars Indicate
Product New for 2019.

Merak COLLECTION by OfficeSource®



#1509CHMBLK Pictured in
Black Leather-Soft Vinyl™



**SLED BASE GUEST CHAIR
W/CHROME FRAME**

SKU: 1509CHM

Overall: 27"W x 27"D x 41"H

Seat: 19½"W x 21"D x 18½"H

List: \$539.00


**MERAK
UPHOLSTERIES
IN STOCK:**



BLK Black
Leather-Soft Vinyl™
(NOR-CAREPLUSBLK)



GRY Gray
Leather-Soft Vinyl™
(NOR-CAREPLUSGRY)



NEW! WHT White
Leather-Soft Vinyl™
(NOR-CAREPLUSWHT)



This product is part of
a complete collection.



#1509CHMGY
Pictured in Gray
Leather-Soft Vinyl™



Indulge **COLLECTION** by OfficeSource®



**SLED BASE GUEST CHAIR
W/CHROME FRAME**
SKU: 3205CHM
Overall: 25"W x 28"D x 41½"H
Seat: 20"W x 19½"D x 21"H
List: \$569.00

#3205CHM

*Plush pillow top seat and back
for incredible comfort!*



*This product is part of
a complete collection.*

**INDULGE
UPHOLSTERIES
IN STOCK:**

BLK Black
Leather-Soft Vinyl™
(NOR-CAREPLUSBLK)

Ridge **COLLECTION** by OfficeSource®

★ NEW!



#9509 Pictured in
Gray Leather-Soft Vinyl™

**SLED BASE GUEST CHAIR
W/CHROME FRAME**
SKU: 9509 ★

Overall: 22¾"W x 24"D x 37"H
Seat: 20"W x 18"D x 19"H
List: \$299.00



#9509 Pictured in
Black Leather-Soft Vinyl™

**RIDGE
UPHOLSTERIES
IN STOCK:**

BLK Black
Leather-Soft Vinyl™
(NOR-CAREPLUSBLK)

GRY Gray
Leather-Soft Vinyl™
(NOR-CAREPLUSGRY)

Franklin **COLLECTION** by OfficeSource®



#21628
Pictured in Silver Mesh

MESH GUEST CHAIR W/BLACK FRAME
SKU: 21628
Overall: 22⅝"W x 19¾"D x 36¼"H
Seat: 19½"W x 18"D x 17¾"H
List: \$469.00

**FRANKLIN
UPHOLSTERIES
IN STOCK:**

BLK Black Mesh
(PER-KM100)

SI Silver Mesh
(PER-KM142)



#21628
Pictured in Black Mesh

**★ Gold Stars Indicate
Product New for 2019.**



*This product is part of
a complete collection.*



**GUEST CHAIR
(FRONT CASTERS)
W/BLACK FRAME
SKU: 18923BLK**

Overall: 25 $\frac{3}{8}$ "W x 24 $\frac{1}{4}$ "D x 33 $\frac{1}{4}$ "H
Seat: 20 $\frac{5}{8}$ "W x 20"D x 18 $\frac{1}{4}$ "H
List: \$289.00

**UNIQUE FRONT LEG
CASTER ONLY DESIGN
ALLOWS CHAIR TO
MOVE FREELY**

**FARLEY
UPHOLSTERY
IN STOCK:**



BLK Black PU
(QIA-EVOBLKPU)

**WATERFALL
SEAT CUSHION!**



**#18923BLK
PROFILE**

Tate *COLLECTION*
by OfficeSource®



**WATERFALL
SEAT CUSHION!**

#18925

**GUEST ARM CHAIR
W/BLACK FRAME
SKU: 18925**

Overall: 25 $\frac{1}{8}$ "W x 23 $\frac{3}{8}$ "D x 35 $\frac{1}{2}$ "H
Seat: 20"W x 20 $\frac{3}{8}$ "D x 18 $\frac{3}{8}$ "H
List: \$339.00

**TATE
UPHOLSTERY
IN STOCK:**



BLK Black PU
(QIA-EVOBLKPU)

Sprint *COLLECTION*
by OfficeSource®



#204



BACK

**SIDE CHAIR W/ARMS
& BLACK FRAME
SKU: 204**

Overall: 23"W x 21 $\frac{3}{4}$ "D x 35"H
Seat: 19 $\frac{1}{2}$ "W x 19 $\frac{3}{4}$ "D x 18"H
List: \$259.00

**SPRINT
UPHOLSTERY
IN STOCK:**



BLK Black Upholstered Seat
w/Black Mesh Back
(PER-DW51BLK)

STACKS
4
H
I
G
H
Without Casters



← **STACKING**

SIDE CHAIR W/ARMS & BLACK FRAME

SKU: 2804G

Overall: 24½"W x 24½"D x 32½"H

Seat: 18¼"W x 19"D x 18½"H

List: \$269.00

ARMLESS SIDE CHAIR W/BLACK FRAME

SKU: 2820G


Overall: 20"W x 24½"D x 32½"H

Seat: 18¼"W x 19"D x 18½"H

List: \$249.00

CHAIR OPTION

(For 2804G & 2820G)



(Set of 4)

OPTIONAL CASTERS

SKU: 2700CASTERS

List: \$40.00



**REGAL
UPHOLSTERY
IN STOCK:**



BLK Black
(PER-9106BLK)

#2820G

*Pictured with
Optional Casters*



#2804G

Advanced **COLLECTION**
by OfficeSource®

STACKS
5
H
I
G
H



← **STACKING**

GUEST CHAIR W/ARMS W/TITANIUM GRAY FRAME

SKU: 2904TGBLK

Overall: 25⅝"W x 24"D x 32⅞"H

Seat: 18½"W x 19"D x 18"H


List: \$319.00



#2904TGBLK

*Full Upholstered
Back Detail*

**ADVANCED
UPHOLSTERY
IN STOCK:**



BLK Black
(PER-9106BLK)



#2904TGBLK

Carson *COLLECTION* by OfficeSource®



#18929

**EXTRA THICK
SEAT CUSHION!**

**GUEST ARM CHAIR
W/BLACK FRAME**
SKU: 18929
Overall: 25"W x 23¼"D x 33¼"H
Seat: 20"W x 20½"D x 19⅝"H
List: \$309.00

**CARSON
UPHOLSTERY
IN STOCK:**



BLK Black Upholstered Seat
w/Black Mesh Back
(QIA-EVOMESH)



#18929

*Pictured with
Optional Casters*

Crossway *COLLECTION* by OfficeSource®



#1029BLK



**SIDE CHAIR
W/BLACK FRAME**
SKU: 1029BLK
Overall: 24"W x 24"D x 33"H
Seat: 18"W x 18"D x 19½"H
List: \$153.00

**ARMLESS SIDE CHAIR
W/BLACK FRAME**
SKU: 1028BLK
Overall: 24"W x 24"D x 33"H
Seat: 18"W x 18"D x 19½"H
List: \$143.00

**ROSTER
UPHOLSTERY
IN STOCK:**



BLK Black Upholstered Seat
w/Black Mesh Back
(NOR-MESHBK)



#1028BLK



**MESH UPHOLSTERY... ALLOWS AIR TO PASS
THROUGH, PREVENTING BODY HEAT &
MOISTURE TO BUILD UP.**



← **STACKING**

CoolMesh COLLECTION by OfficeSource®

MESH BACK GUEST CHAIR W/ARMS & TITANIUM GRAY FRAME

SKU: 7804TGNS

Overall: 25"W x 24"D x 36"H

Seat: 18"W x 19"D x 18"H

List: \$342.00



This product is part of
a complete collection.

CHAIR OPTION (For 7804TGNS)



OPTIONAL CASTERS SKU: 2700CASTERS

(Set of 4)

List: \$40.00



7804TGNS - Upholsteries In Stock:

Black (04SEAT9106), Blue (04SEAT9114), Orange (04SEAT9170), Lime (04SEAT9179), Red (04SEAT9176), Celestial Blue (04SEAT9178) & Black Vinyl (04SEATPVC)



← **STACKING**

CoolMesh COLLECTION by OfficeSource®

MESH BACK STACKING CHAIR W/ARMS & BLACK FRAME

SKU: 7944GNS

Overall: 25¼"W x 24⅞"D x 37"H

Seat: 18½"W x 18½"D x 19"H

List: \$394.00



This product is part of
a complete collection.

CHAIR OPTION (For 7944GNS)

OPTIONAL CASTERS SKU: 2700CASTERS

(Set of 4)

List: \$40.00



7944GNS - Upholsteries In Stock:

Black (79SEAT9106), Navy Blue (79SEAT9114), Orange (79SEAT9170), Lime (79SEAT9179), Red (79SEAT9176), Celestial Blue (79SEAT9178) & Black Vinyl (79SEATPVC)



Parson COLLECTION by OfficeSource®

MICRO MESH BACK SIDE CHAIR W/ARMS SKU: 3128GNS

Overall: 22¼"W x 23¼"D x 33¾"H
Seat: 18½"W x 18½"D x 18¼"H
List: \$260.00

ARMLESS MICRO MESH BACK SIDE CHAIR SKU: 3129GNS

Overall: 22¼"W x 23¼"D x 33¾"H
Seat: 18½"W x 18½"D x 18¼"H
List: \$255.00



STACKS 4 HIGH
Without Casters



CHAIR OPTION (For 3128 & 3129)



OPTIONAL CASTERS SKU: 2700CASTERS List: \$40.00

Pictured w/Black
Leathertek Seat
& Optional Casters

Please Note: Can't be
stacked w/Casters



PARSON UPHOLSTERIES IN STOCK:

BLK Black (PER-BLK58)	BLU Blue (PER-BLUF56)
GRY Gray (PER-GRYF55)	RED Red (PER-REDF66)
TEK Black Leathertek (PER-PU15BLK)	

Pictured w/Fabric Seat
& Optional Casters



Please Note:
Can't be stacked w/Casters

Slash COLLECTION by OfficeSource®

★ NEW!

STACKS 4 HIGH

ARMLESS GUEST STACK CHAIR W/CHROME FRAME

SKU: 3040PL ★
Overall: 21"W x 21¾"D x 32¾"H
Seat: 18"W x 16"D x 17"H
List: \$149.00

ARMLESS SLED BASE STACK CHAIR W/CHROME FRAME

SKU: 3040SB ★
Overall: 21"W x 21¾"D x 32¾"H
Seat: 18"W x 16"D x 16¾"H
List: \$149.00

SLASH - COLORS IN STOCK:

BLK Black (PER-A02)	NAV Navy (PER-A12)

ALL DURABLE
POLYPROPYLENE!

STACKS 4 HIGH



This product is part of
a complete collection.

Roster **COLLECTION** by OfficeSource®



#1157BLK

← **STACKING**

STACKING SIDE CHAIR W/ARMS & BLACK FRAME SKU: 1157BLK

• Ships RTA
Overall: 23½"W x 23"D x 30½"H
Seat: 18"W x 18"D x 18"H
List: \$139.00

ARMLESS STACKING SIDE CHAIR W/BLACK FRAME SKU: 1156BLK

• Ships RTA
Overall: 23½"W x 23"D x 30½"H
Seat: 18"W x 18"D x 18"H
List: \$129.00

**ROSTER
UPHOLSTERY
IN STOCK:**



BLK Black
Leather-Soft Vinyl™
(NOR-CAREPLUSBLK)

STACKS
HIGH
4



#1156BLK

**STACK CHAIRS ARE A SPACE SAVING
SOLUTION FOR MANY APPLICATIONS!**

Levy **COLLECTION** by OfficeSource®



#1022BLK

GUEST STACK CHAIR W/ARMS & BLACK FRAME SKU: 1022BLK

• Ships RTA
Overall: 23½"W x 23"D x 30½"H
Seat: 18"W x 18"D x 18"H
List: \$143.00

**LEVY
UPHOLSTERY
IN STOCK:**



BLK Black
Leather-Soft Vinyl™
(NOR-CAREPLUSBLK)

**WATERFALL SEAT FRONT
(HELPS WITH CIRCULATION)**

Aero **COLLECTION** by OfficeSource®

★ **NEW!**

GUEST/SIDE CHAIR W/ARMS BLACK FABRIC SEAT & TITANIUM FRAME

SKU: 3204TG ★
Overall: 20½"W x 25"D x 34"H
Seat: 19¾"W x 20"D x 18¼"H
List: \$259.00

ARMLESS GUEST/SIDE CHAIR W/BLACK FABRIC SEAT & TITANIUM FRAME

SKU: 3220TG ★
Overall: 25"W x 23¼"D x 33½"H
Seat: 18½"W x 20"D x 18¼"H
List: \$239.00

★ Gold Stars Indicate
Product New for 2019.

CHAIR OPTION
(For 3204TG & 3220TG)



(Set of 4)

OPTIONAL CASTERS SKU: 2700CASTERS

List: \$40.00

STACKS
HIGH
4

**AERO
UPHOLSTERY
IN STOCK:**



BLK Black
(PER-F9106)



#3204TG



#3220TG



Bleecker Street *COLLECTION* by OfficeSource®

Innovative and functional design, perfect for the contemporary break room. Modern bentwood seat chair that follows the shape of the user's back, giving optimal comfort. Heavy gauge steel bases.



STACKS
4 HIGH ↑



Painted
White Edges



STACKS
4 HIGH ↑

**INNOVATIVE &
FUNCTIONAL DESIGN,
PERFECT FOR THE
CONTEMPORARY
BREAK ROOM!**



WOOD STACK CHAIR, HAND HOLE IN BACK W/CHROME BASE

SKU: 198C

Overall: 18½"W x 22½"D x 33½"H

Seat: 17"W x 17¼"D x 18⅝"H

List: \$279.00

WOOD STACK CHAIR W/CHROME BASE


SKU: 180

Overall: 19¾"W x 19"D x 32¼"H

Seat: 17¼"W x 18½"D x 18½"H

List: \$255.00

BLEECKER STREET - FINISHES IN STOCK:



WHT White



MW Modern Walnut



ES Espresso



Mario SEATING by OfficeSource®



ARMLESS STACKABLE SIDE CHAIR, ALL BLACK W/BLACK FRAME

SKU: 6070BLKTEK

Overall: 20"W x 20¼"D x 31⅝"H
Seat: 18"W x 16⅜"D x 17⅞"H
List: \$239.00

#6070BLKTEK



#6070BLKWHT

ARMLESS STACKABLE SIDE CHAIR, WHITE BACK & BLACK SEAT W/BLACK FRAME

SKU: 6070BLKWHT

Overall: 20"W x 20¼"D x 31⅝"H
Seat: 18"W x 16⅜"D x 17⅞"H
List: \$239.00



STACKS
HIGH
6 ↑



#6070DOLLY



CHAIR DOLLY - GRAY

SKU: 6070DOLLY

(For 6070 Chairs)

17"W x 30"D x 24¼"H
List: \$130.00

MARIO SEATING - COLORS IN STOCK:



TEK Black Plastic Back
w/Black Vinyl Seat



WHT White Plastic Back
w/Black Plastic Seat

STACKS
HIGH
12 ↑
ON DOLLY



Zella COLLECTION by OfficeSource®

★ NEW!

Its generous seat, cutout back and abbreviated elbow rests, boast surprising comfort and flexibility, blending style, affordability and uncompromising quality.

STACKABLE CHAIR W/CHROME FRAME

SKU: 6054 ★

Overall: 23¾"W x 22¼"D x 31¼"H

Seat: 16"W x 16½"D x 17½"H

List: \$279.00

STACKS
5 HIGH ↑



#6054BLK

Pictured in Black



#6054RED

Pictured in Red



#6054SKY

Pictured in Sky



#6054WHT

Pictured in White

ZELLA - COLORS IN STOCK:




BLK Black (PER-A00)



RED Red (PER-A10)



SKY Sky (PER-A43)



WHT White (PER-A02)



STACKABLE SIDE CHAIR W/ARMS & CHROME FRAME

SKU: 3081

Overall: 24½"W x 22¾"D x 31"H

Seat: 18"W x 16¾"D x 17¾"H

List: \$165.00

ARMLESS, STACKABLE SIDE CHAIR W/CHROME FRAME

SKU: 3080

• Ganging hardware included

Overall: 20¾"W x 22¾"D x 32¼"H

Seat: 18"W x 16¾"D x 17¾"H

List: \$129.00



CHAIR DOLLY - BLACK

SKU: 3080DOLLY

(For 3081 & 3080)

23"W x 19"D x 35-39"H

List: \$123.00

STACKED SEATING - COLORS IN STOCK:




BLK Black (PER-A02)



NAV Navy (PER-A12)



BLU Light Blue (PER-A06)



WHT White (PER-A14)

**GANGING
HARDWARE INCLUDED**

Tower **COLLECTION** by OfficeSource®

OfficeSource® Tower Collection offers an excellent option whether you are outfitting an auditorium, dining hall or classroom. The heavy duty construction combined with stylish design ensures these chairs are built to be both durable and comfortable.

STACKABLE SIDE CHAIR W/CHROME FRAME

SKU: SC1400BLK

Overall: 18½"W x 18"D x 32½"H

Seat: 18½"W x 18"D x 18"H

List: \$143.00

CHAIR DOLLY

SKU: D100

• (For SC1400BLK)

• Stack 16 high

22"W x 23"D x 19"H

List: \$130.00



STACKS 16 HIGH



TOWER - COLOR IN STOCK:



BLK Black

Reese **COLLECTION** by OfficeSource®

OfficeSource®
05030

Features Include: High density 2" thick seat cushions; Nylon rocker glides & stack bumpers; Baked powder epoxy frame finish with 16 gauge steel tubing; Concealed hardware.



SQUARE BACK STACKER W/BLACK METAL FRAME

SKU: **STK1BLK**

Weight Capacity: 500 lbs.
Overall: 17"W x 21"D x 33"H
Seat: 16"W x 16"D x 18"H
List: \$102.00

ROUND BACK STACKER W/BLACK METAL FRAME

SKU: **STK2BLK**

Weight Capacity: 500 lbs.
Overall: 17"W x 21"D x 35"H
Seat: 16"W x 16"D x 18"H
List: \$122.00

**REESE
UPHOLSTERY IN STOCK:**



BLK Black Vinyl
(HOL-BLKVYL)



STACKER CHAIR DOLLY

SKU: **STKDOLLY**
20"W x 32½"D x 48"H
• Stack 12 high
List: \$299.00

Finish In Stock: Black

8900 Series **UPHOLSTERED STACK CHAIRS**



#8915
Sailor/Char Black



#8917
Sailor/Char Black

Upholstered stack chairs in a complete spectrum of styles, colors and finishes. Virco's got you covered with four popular models. Two of these chairs (models 8915 & 8925) give you a 2" crown seat with high-density foam for extra comfort, while the remaining two are outfitted with a 2" dome seat. **Choose from 4 Models, 3 Frame Finishes and 16* Upholstery Options.**

Please Note: All chairs priced per chair, but sold 4 per carton.

2" CROWN SEAT

SKU: **SO8915**
18"W x 22"D x 35½"H
List: \$193.00 ea.

2" DOME SEAT

SKU: **SO8917**
18"W x 22"D x 35½"H
List: \$186.00 ea.

2" CROWN SEAT

SKU: **SO8925**
18"W x 22"D x 34½"H
List: \$194.00 ea.

2" DOME SEAT

SKU: **SO8926**
18"W x 22"D x 34½"H
List: \$187.00 ea.



#8925
Loden/Chrome



#8926
Red/Black

→ **CHAIR CARTS**


STACK CHAIR CART

SKU: **SOHCT789**
• Char black finish
List: \$800.00




8900 SERIES - UPHOLSTERIES & FRAMES AVAILABLE:


FABRIC Options: SEDONA FABRIC




VINYL Options: LINEN VINYL



FRAME Finishes:



ADDITIONAL FRAME/VINYL (FOR MODEL 8926)



* Linen and Ultratexhyde vinyl colors are only available for models 8917 & 8926

VIRCO 10 YEAR WARRANTY SO = **SPECIAL ORDER**



Classic Series™ STACK CHAIRS

The instantly recognizable Classic Series™ chair is constructed from highly durable, long-lasting injection-molded polyethylene. These popular chairs are fixtures in thousands of classrooms across the nation and around the world. Chairs feature, tubular steel frame with one-piece molded polyethylene shell.



**STUDENT CHAIR
18" SEAT HEIGHT***
SKU: QS9018
18¾"W x 21½"D x 30⅝"H
List: \$124.00

**STUDENT CHAIR
16" SEAT HEIGHT***
SKU: SO9016
16¾"W x 19½"D x 27"H
List: \$119.00

**STUDENT CHAIR
14" SEAT HEIGHT***
SKU: SO9014
14⅞"W x 17⅞"D x 22⅜"H
List: \$105.00

**STUDENT CHAIR
12" SEAT HEIGHT***
SKU: SO9012
14⅞"W x 15"D x 20⅜"H
List: \$105.00

**STUDENT CHAIR
10" SEAT HEIGHT***
SKU: SO9010
14⅞"W x 15"D x 18⅜"H
List: \$105.00

GRADE	SEAT HEIGHT						
	10"	12"	13"	14"	15"	16"	18"
PRESCHOOL							
KINDERGARTEN							
1st GRADE							
2nd GRADE							
3rd GRADE							
4th GRADE							
5th GRADE - ADULT							


Please Note: All chairs priced per chair, but sold 4 per carton.

SO = SPECIAL ORDER

QS = QUICKSHIP



COLORS & FRAMES IN STOCK:



COLORS & FRAMES AVAILABLE SPECIAL ORDER:



VIRCO 10 YEAR WARRANTY

MEETS OR EXCEEDS
ANSI BIFMA
STANDARDS



**STACKS
12 HIGH**

**FOLDING & NESTING
CAPABILITIES!**



CoolMesh COLLECTION by OfficeSource®



This product is part of
a complete collection.



COOLMESH NESTING CHAIR W/TITANIUM GRAY FRAME SKU: 7794TNS

Overall: 22"W x 24"D x 37"H
Seat: 18½"W x 19"D x 19¼"H
List: \$422.00

ARMLESS COOLMESH NESTING CHAIR W/ TITANIUM GRAY FRAME SKU: 7774TNS

Overall: 22"W x 24"D x 37"H
Seat: 18½"W x 19"D x 19¼"H
List: \$412.00

CoolMesh - Upholsteries In Stock:

Black (94SEAT9106), Navy Blue (94SEAT9114), Orange (94SEAT9170), Lime (94SEAT9179),
Red (94SEAT9176), Celestial Blue (94SEAT9178) & Black Vinyl (94SEATPVC)



Celestial Blue

Lime Green

Red

Orange



#7774TNS
Pictured w/Black
Fabric Seat

CHAIR OPTION

(For 7794TNS, 7774TNS,
8094TNS)



(Set of 4)

OPTIONAL CHAIR GLIDES

SKU: 2700GLIDES
List: \$35.00



#7794TNS
Pictured w/Black
Fabric Seat

CoolMesh Pro COLLECTION by OfficeSource®

COOLMESH PRO NESTING CHAIR W/TITANIUM GRAY FRAME SKU: 8094TNS

Overall: 24"W x 24¾"D x 38"H
Seat: 18½"W x 19¼"D x 18¾"H
List: \$452.00

8094TNS - Upholsteries In Stock:

Black (94SEAT9106), Navy Blue (94SEAT9114), Orange (94SEAT9170), Lime (94SEAT9179), Red (94SEAT9176),
Celestial Blue (94SEAT9178) & Black Vinyl (94SEATPVC)



Celestial Blue

Lime Green

Red

Orange

**VINYL SEAT
OPTION!**



#8094TNS
Pictured w/Black
VINYL Seat



This product is part of
a complete collection.



#8094TNS
Pictured w/Black
Fabric Seat

COOLMESH & COOLMESH PRO - UPHOLSTERIES IN STOCK:

Black (94SEAT9106)	Navy Blue (94SEAT9114)	Orange (94SEAT9170)	Lime (94SEAT9179)	Red (94SEAT9176)	Celestial Blue (94SEAT9178)	Black Vinyl (94SEATPVC)

CUSTOM BUILD THESE CHAIRS!

SELECT YOUR SEAT OPTION 7 TO CHOOSE FROM!

Perch COLLECTION

by OfficeSource®

★ **NEW!**

#3274TNS
Pictured w/Orange
Fabric Seat



#3294TNS
Pictured w/Celestial
Blue Fabric Seat

Perch - Upholsteries In Stock:

Black (94SEAT9106), Navy Blue (94SEAT9114), Orange (94SEAT9170), Lime (94SEAT9179), Red (94SEAT9176), Celestial Blue (94SEAT9178) & Black Vinyl (94SEATPVC)

NESTING CHAIR W/ARMS & CASTERS, TITANIUM FRAME

SKU: 3294TNS ★
Overall: 24¼"W x 20½"D x 35½"H
Seat: 17½"W x 18¼"D x 19"H
List: \$349.00

ARMLESS NESTING CHAIR W/CASTERS, TITANIUM FRAME

SKU: 3274TNS ★
Overall: 23"W x 20½"D x 35½"H
Seat: 17½"W x 18¼"D x 19"H
List: \$319.00

NESTING CHAIR W/ARMS & CASTERS, BLACK FRAME

SKU: 5494NSBLK ★
Overall: 24¼"W x 20½"D x 35½"H
Seat: 17½"W x 18¼"D x 19"H
List: \$349.00

ARMLESS NESTING CHAIR W/CASTERS, BLACK FRAME

SKU: 5474NSBLK ★
Overall: 23"W x 20½"D x 35½"H
Seat: 17½"W x 18¼"D x 19"H
List: \$319.00

Julep COLLECTION

by OfficeSource®

★ **NEW!**



#5474NSBLK
Pictured w/Black
Fabric Seat



#5494NSBLK
Pictured w/Lime
Fabric Seat

JULEP - UPHOLSTERIES IN STOCK:

Black (54SEAT9106)	Navy Blue (54SEAT9114)	Orange (54SEAT9170)	Lime (54SEAT9179)	Red (54SEAT9176)	Celestial Blue (54SEAT9178)	Black Vinyl (54SEATPVC)

Triumph COLLECTION

by OfficeSource®

ARMLESS FLEX BACK NESTING CHAIR W/CASTERS & BLACK FRAME

SKU: 90094NS
Overall: 23¾"W x 21½"D x 33½"H
Seat: 19"W x 16¼"D x 18¾"H
List: \$489.00

TRIUMPH - UPHOLSTERIES IN STOCK:

BLK Black (PER-F58)	BLU Blue (PER-F56)	GRY Gray (PER-F55)	RED Red (PER-F66)



#90094NS
Pictured w/Optional
Arms & Tablet Arm
Blue Fabric Seat



FLEX BACK



#90094NS
Pictured w/Gray
Fabric Seat



#90094NS
Pictured w/Optional
Arms & Black Fabric Seat



#90094NS
Pictured w/Red
Fabric Seat

CHAIR OPTIONS (For 90094NS)



PLASTIC ARM RESTS

SKU: 90094ABLK

(Set of 2)

List: \$50.00



TABLET ARM

SKU: 90094TBLK

List: \$200.00

★ Gold Stars Indicate
Product New for 2019.

Blow Mold **FOLDING CHAIR** By OfficeSource®

Steel **FOLDING CHAIRS** By OfficeSource®



PLASTIC FOLDING CHAIR W/GRAY FRAME
SKU: FBM03
List: \$89.00 ea.

SUPER STRONG HOLDS UP TO 500 LBS!

BLOW MOLD COLOR IN STOCK:

GRY Gray

#FBM03
Gray w/Gray Frame



#1601
Pictured in Gray

***ALL STEEL FOLDING CHAIR**
SKU: 1601
List: \$60.00 ea.

Colors In Stock:
BLK Black, GRY Gray



#1631
Pictured in Black Vinyl

***STEEL FOLDING CHAIR W/PADDED SEAT & BACK**
SKU: 1631
List: \$77.00 ea.

Colors/Upholsteries In Stock: BLK Black Vinyl, GRY Gray Vinyl

***Please Note:**
All chairs priced per chair, but sold in increments of 4 only.

STEEL FOLDING COLORS IN STOCK:

GRY Gray

BLK Black

Folding Chairs **METAL & UPHOLSTERED**

VIRCO 10 YEAR WARRANTY



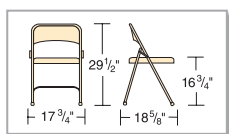
#162
Silver Mist



#168
Silver Mist



#188
Sailor/Silver Mist



ALL METAL FOLDING CHAIR
SKU: SO162
• Front & rear leg braces
List: \$108.00 ea.

VINYL FOLDING CHAIR
SKU: SO168
• Padded seat and back
List: \$159.00 ea.

FABRIC FOLDING CHAIR
SKU: SO188
• Extra thick padded seat & back
List: \$165.00 ea.

168 PICTURED IN:



SO168 Silver Mist Vinyl w/Silver Mist

188 PICTURED IN:



SO188 Sailor w/Silver Mist

162 - COLORS AVAILABLE:



→ CHAIR CARTS

STORAGE CART
SKU: SOHCT8
• Holds 42 folding chairs
100" x 21" x 38"
List: \$1,271.00

STORAGE CART
SKU: SOHCT6
• Holds 32 folding chairs
76" x 21" x 38"
List: \$1,210.00



#HCT8



SO = SPECIAL ORDER

Please Note: All chairs priced per chair, but sold 4 per carton.

* Additional Upholsteries Available.

COLLABORATIVE ENVIRONMENT

OfficeSource®
05030

WORK ENVIRONMENT



Spool COLLECTION by OfficeSource®

THE ERGONOMIC STOOL FOR ACTIVE SITTING!

The stable rounded base allows for a wide range of motion to lean, turn and move as needed! Features a backless design to keep user in an ergonomic, upright position which helps to improve posture and strengthens core.



*Pictured here
with Standup
Standing Desk!*

SPOOL CHAIR

SKU: 2626

15"Dia x 19½"-25¼"H

Weight: 17.64 lbs

List: \$409.00

**AVAILABLE IN
4 COLORS!**



PERCHING

Interact with
colleagues or
perch behind a
StandUp Desk



Exercise back
muscles



Short to medium
duration perching



19½" - 25¼"

SITTING

Improve
Focus



Relax the feet
and legs



Medium
Duration
Seating



LEFT TO RIGHT MOVEMENT

SPOOL - UPHOLSTERIES IN STOCK:



GRN Green
(PER-GRNF202)



BLU Blue
(PER-BLUF210)



BLK Black
(PER-BLKF207)



GRY Gray
(PER-GRYF205)

CLASSROOM ENVIRONMENT



STANDARD FEATURES

- Upholstered in waterproof, oil-resistant, anti-staining polyamide/spandex
- Interact with colleagues or perch behind a sit-stand desk
- Exercise back muscles
- Short to medium duration perching
- Concentrated on work
- Relax the legs and feet
- Medium duration for sitting



This product is part of
a complete collection.

CHAIR OPTION
(For 7851NS)



**OPTIONAL ADJ.
ARM KIT - Black**
SKU: 311AK
List: \$103.00

**ARMLESS, MESH BACK TASK STOOL
W/BLACK UPHOLSTERED SEAT,
FOOTRING & TITANIUM STEEL BASE**
SKU: 7851NS

Overall: 25½"W x 25½"D x 42-51¼"H
Seat: 20½"W x 19½"D x 24-33¼"H
Fabric or PVC Seat List: \$472.00
Mesh Seat List: \$534.00
Leather Seat List: \$549.00

FUNCTIONS: Pneumatic Seat Height,
360-Degree Swivel



#7851NS
w/Blue Seat



#7851NS
w/Lime Seat



#7851NS
w/Orange Seat



#7851NS
w/Red Seat



CoolMesh Pro
COLLECTION
by OfficeSource®

**WHEN SELECTING
FABRIC SEAT,
MUST CHOOSE
SEAT COLOR!**

BUILD YOUR CUSTOM CHAIR BY CHOOSING SEAT BELOW!

OFFICESOURCE® COOLMESH SEAT OPTIONS



Fabric Seat: Black
(7700F9106)



Fabric Seat: Navy Blue
(7700F9114)



Fabric Seat: Celestial Blue
(7700F9178)



Fabric Seat: Orange
(7700F9170)



Fabric Seat: Lime
(7700F9179)



Fabric Seat: Red
(7700F9176)



Vinyl Seat: Black
(7700PVC)



Leather Seat: Black
(7700L)



Mesh Seat: Black
(7700M)

**MESH BACK TASK STOOL, UPHOLSTERED
SEAT & ADJUSTABLE ARMS W/FOOTRING
& TITANIUM STEEL BASE**
SKU: 8051ANS

Overall: 25½"W x 25¾"D x 41-49¾"H
Seat: 20½"W x 19½"D x 25-33½"H
Fabric or PVC Seat List: \$642.00
Mesh Seat List: \$704.00
Leather Seat List: \$719.00

FUNCTIONS: Pneumatic Seat
Height, 360-Degree Swivel



This product is part of
a complete collection.



#8051ANS
w/Mesh Seat



#8051ANS
w/Leather Seat



**ARMLESS, MESH TASK CHAIR
W/BLACK FRAME**

SKU: 8601SKBLK

Overall: 24"W x 24"D x 35-39 3/4"H
Seat: 19 3/4"W x 18"D x 25 3/4-30 3/4"H
List: \$371.00

FUNCTIONS: Pneumatic Seat Height,
360-Degree Swivel, Back Height
Adjustment

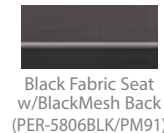
**ARMLESS, MESH TASK CHAIR
W/BLACK FRAME**

SKU: 8602SKBLK

Overall: 24"W x 24"D x 35-39 3/4"H
Seat: 19 1/2"W x 19"D x 26 1/2-31 1/2"H
List: \$411.00

FUNCTIONS: Pneumatic Seat Height,
360-Degree Swivel, Articulating Seat
& Back, Back Height Adjustment

**HEITZ
UPHOLSTERY
IN STOCK:**



CHAIR OPTION
(For 8601 & 8602)



**OPTIONAL ADJ.
ARM KIT - Black**
SKU: 301AK
List: \$103.00

Torrance **COLLECTION**
by OfficeSource®

Effort **COLLECTION**
by OfficeSource®



**BONDED
LEATHER!**

**MESH BACK TASK STOOL,
UPHOLSTERED SEAT W/FOOTRING
& BLACK BASE**

SKU: 3451A

Overall: 23 3/4"W x 21"D x 39 1/2-47 1/2"H
Seat: 18 1/2"W x 20"D x 27-35 1/2"H
List: \$429.00

FUNCTIONS: Pneumatic Seat Height,
360-Degree Swivel

**TORRANCE
UPHOLSTERIES IN STOCK:**



BLK Black Mesh Back
w/Black Fabric Seat
(PER-F58/M17)



BLU Blue Mesh Back
w/Black Fabric Seat
(PER-F58/M19)

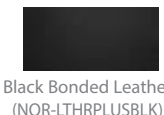
**BLACK LEATHER ARMLESS DELUXE
POSTURE CHAIR W/FOOTRING &
BLACK FRAME**

SKU: 316FR

Overall: 25"W x 25"D x 44 1/2-49 1/2"H
Seat: 20"W x 18"D x 26 1/2-31 1/2"H
List: \$281.00

FUNCTIONS: Pneumatic Seat
Height, 360-Degree Swivel,
Back Depth Adj.

**EFFORT - UPHOLSTERY
IN STOCK:**



CHAIR OPTION
(For 316FR)



ARM KIT
SKU: B909JARM
Height/Width
Adjustable - Black
List: \$90.00

★ **NEW!**

TASK STOOL W/FOOTRING & CHROME BASE
SKU: 6801FPFR ★

Overall: 24¾"W x 27"D x 43"-46½"H
Seat: 19¾"W x 19"D x 26½"-30"H
List: \$521.00

FUNCTIONS: Pneumatic Seat Height, 360-Degree Swivel

6801FPFR UPHOLSTERY IN STOCK:



BLK Black Antimicrobial Vinyl (NOR-FP215AM)



ANTIMICROBIAL

SEAMLESS CUSHION DESIGN GREAT FOR MEDICAL ENVIRONMENTS!

Healthcare Grade Vinyl is treated with an antimicrobial additive that works to repel microbes and prevent odors from becoming lodged in your waiting room furniture. The antimicrobial chemicals are designed to be released over time so that the vinyl will offer a consistent level of protection for the life of the furniture. You won't have to worry about your waiting room furniture becoming more susceptible to microbes over time.



#6801FPFR

Seat Height:
26½ -30"H

★ **NEW!**

CHAIR OPTION
(For 6801FPFR & 210BLK)

SOFT CASTER KIT
SKU: NORCASTER

★ List: \$39.00



#210BLK

Seat Height:
17¼ -22"H

BUDGET MEDICAL STOOL W/CHROME BASE
SKU: 210BLK ★

Overall: 13¼"W x 18½"D x 17¼"-22"H
Seat: 13¼"W x 13¼"D x 17¼"-22"H
List: \$119.00

FUNCTIONS: Pneumatic Seat Height, 360-Degree Swivel

210BLK UPHOLSTERY IN STOCK:



BLK Black Foaming PU (NOR-PUFOAMBLK)



Gold Stars Indicate Product New for 2019.

345FPBLK & 343FPBLK UPHOLSTERY IN STOCK:



BLK Black Antimicrobial Vinyl (NOR-FP215AM)

VERTICAL HEIGHT RANGE OF SIX INCHES!



Seat Height:
20½ -26½"H

#345FPBLK

★ **NEW!**
UPHOLSTERY



Seat Height:
20½ -26½"H

#343FPBLK

MEDICAL STOOL (WITH BACKREST) W/POLISHED CHROME BASE
SKU: 345FPBLK

Overall: 25"Dia x 33½-39½"H
Seat: 16"Dia x 20½-26½"H
List: \$270.00

FUNCTIONS: Pneumatic Seat Height, 360-Degree Swivel



ANTIMICROBIAL

MEDICAL STOOL W/POLISHED CHROME BASE
SKU: 343FPBLK

Overall: 25"Dia x 20½-26½"H
Seat: 16"Dia x 20½-26½"H
List: \$226.00

FUNCTIONS: Pneumatic Seat Height, 360-Degree Swivel

Sit/Stand **STOOL**
by OfficeSource®



Seat Height:
20½ -30¼"H

#18521BLK

IDEAL FOR ADJUSTABLE HEIGHT DESKS!

SIT/STAND STOOL UPHOLSTERY IN STOCK:



BLK Black Air Mesh (QIA-EVOMESH)

ADJUSTABLE HEIGHT STOOL W/BLACK BASE
SKU: 18521BLK

Overall: 22"W x 17½"D x 24½-34½"H
Seat: 15"W x 16"D x 20½-30¼"H
List: \$319.00



#2994BLK 

**SLEEK
COLOR
IN STOCK:**



BLK Black Fabric
(PER-9106BLK)

**FABRIC GUEST STOOL
W/ARMS & BLACK FRAME**

SKU: 2994BLK

Overall: 25 1/2"W x 26 3/8"D x 44 1/2"H

Seat: 18 1/2"W x 18 1/2"D x 30 1/2"H

List: \$359.00



#3085STOOL

Rise **STOOL** by OfficeSource®

**POLYURETHANE STOOL
W/FOOTREST &
CHROME BASE**

SKU: 3085STOOL

Overall: 20"W x 23"D x 43 1/2"H

Seat: 18"W x 17"D x 29"H

List: \$235.00



#3085DOLLY

CHAIR DOLLY (BLACK)

SKU: 3085DOLLY

(For 3085STOOL)


22 3/4"W x 25"D x 12"H

List: \$123.00

**RISE
COLORS
IN STOCK:**



Black (A02)



White (A14)



Lt. Blue (A06)



Navy (A12)

Bleecker Street **COLLECTION** by OfficeSource®

Innovative and functional designs perfect for the contemporary break room. Modern bentwood seat chair that follows the shape of the user's back, giving optimal comfort. Heavy-gauge steel bases with footrest on stools.




#ST198
Pictured in
Modern Walnut



#ST197
Pictured in
Espresso

BLEECKER - FINISHES IN STOCK:



WHT White



MW Modern Walnut



ES Espresso



**CAFÉ HEIGHT, HIGH BACK
WOOD STOOL, HAND HOLE
IN BACK W/CHROME BASE**

SKU: ST198

Overall: 17"W x 22 1/2"D x 44 3/8"H

Seat: 17"W x 17 1/4"D x 29 1/2"H

List: \$379.00

**CAFÉ HEIGHT, LOW BACK
WOOD STOOL W/CHROME BASE**

SKU: ST197

Overall: 18"W x 21 1/2"D x 34 1/2"H

Seat: 16 1/2"W x 18"D x 29 1/2"H

List: \$379.00



★ **NEW!**

Hampton *COLLECTION* by OfficeSource®

ALL WOOD BAR STOOL

SKU: 31103DC ★

Overall: 17"W x 17"D x 43"H

Seat: 17"W x 16"D x 30"H

List: \$569.00

**HAMPTON FINISH
IN STOCK:**



DC Dark Cherry
(HOL-DCWOOD)

MATCHING GUEST



See Hospitality Section
For Details

**CHROME FOOT
GUARD!**



#31103DC



★ **NEW!**

Extra Deep
Seat For Added
Comfort!

Kipton *COLLECTION* by OfficeSource®

**VINYL UPHOLSTERED STOOL, TUFTED
BACK W/ESPRESSO WOOD BASE**

SKU: 3200ESBLK ★

Weight Capacity: 500 lbs.

Overall Dimensions: 19½"W x 23"D x 44"H

Seat Dimensions: 19"W x 17"D x 30"H

List: \$599.00

**KIPTON
UPHOLSTERY
IN STOCK:**



BLK Black High
Performance Vinyl
(HOL-HPBLKVYL)



**WEIGHT
CAPACITY
500 LBS!**

#3200ESBLK

**SUPPORTS
500 LBS!**



← **Comfortable foam seat with spring & webbing
substructure for long lasting support.**



Loft *COLLECTION* by OfficeSource®

**LADDER BACK SWIVEL
BARSTOOL**

W/BLACK FRAME

SKU: 4030BLK

Overall: 18"W x 19"D x 44"H

Seat: 18"W x 18"D x 30"H

List: \$410.00

**LOFT
UPHOLSTERY
IN STOCK:**



BLK Black Vinyl
(HOL-BLKVYL)

MATCHING GUEST



See Hospitality
Section For Details



★ Gold Stars Indicate
Product New for 2019.




Nature **COLLECTION** by OfficeSource®



#OD50 

 **NEW!**

**30"H BACKLESS
INDOOR/OUTDOOR
INDUSTRIAL BARSTOOL**
SKU: OD50 

Overall: 18"W x 19½"D x 30"H
Seat: 14½"W x 14½"D x 30"H
List: \$159.00

Please Note: Stool priced per chair, but sold 4 per carton.



**NATURE
COLORS
IN STOCK:**



BLK Black
(HOL-BLKP)



RED Red
(HOL-REDP)



SIL Silver
(HOL-SILP)

Industrial **COLLECTION** by OfficeSource®

 **NEW!**

**ONE PIECE
WELDED FRAMES!** 



#910BLK

COUNTER HEIGHT
PADDED SEAT CUSHION



#910WSMC

BAR HEIGHT
WOOD SEAT




#910WSDC

COUNTER HEIGHT
WOOD SEAT

*Steel tube frame/
solid welds on
the outside of
the legs*

*15" Dia, distressed wood
seat accented by a 2"
studded ring*

**PADDED SEAT ADJ. STOOL
W/CLEARCOAT FRAME**
SKU: 910BLK 

Overall: 18"X 18"D x 25-30"H
Seat: 15"W x 15"D x 25-30"H
List: \$529.00

**WOOD SEAT ADJ. STOOL
W/CLEARCOAT FRAME**
SKU: 910WS 

Overall: 18"X 18"D x 25-30"H
Seat: 15"W x 15"D x 25-30"H
List: \$549.00



*The locking nut sets the stool
to your desired height; 1" Thick,
solid steel screw*

**INDUSTRIAL
UPHOLSTERY/
FINISHES
IN STOCK:**



BLK High
Performance
Black Vinyl
(HOL-HPBLKVYL)



MF Medium Finish
(HOL-MEDWOOD)



DC Dark Cherry
(HOL-DCWOOD)



 **NEW!**

Juniper **COLLECTION** by OfficeSource®

**VINYL STOOL
W/CHROME BASE**
SKU: C7C1BLK 

Overall: 14½"W x 14½"D x 30"H
Seat: 14½"W x 14½"D x 30"H
List: \$229.00

Please Note: Stool priced per chair, but sold 2 per carton.

 Gold Stars Indicate
Product New for 2019.

**JUNIPER
UPHOLSTERY
IN STOCK:**



BLK Black
(HOL-BLKVYL)



#C7C1BLK 

Contemporary **DESIGNER STOOLS**

CALL FOR PRICING




#6800W10
Wood w/Black Frame



#681802
Burgundy w/Gray Frame

SEAT OPTIONS & COLORS:



STANDARD FEATURES

- Built with 18-gauge, heavy duty steel legs.
- Will hold up under rugged and intensive usage.
- Choice of heavy-duty steel or hardwood seat
- Seatpan can swivel up to 360° degrees easily
- Adjustable height pole concealed for elegant design
- Features a convenient footrest for comfort

NEW!

ADJUSTABLE HEIGHT STOOL W/WOOD SEAT & GRAY OR BLACK BASE

SKU: **QS6800W** ★

Overall: 14½"W x 14½"D x 18-25"H
Seat: 13¾"W x 13¾"D x 18-25"H

Designer Stools - Frames Available:
Frame: Black (-10) Gray (-02)

ADJUSTABLE HEIGHT STOOL W/STEEL SEAT & GRAY OR BLACK BASE

SKU: **QS6805** (Blueberry) ★

SKU: **QS6818** (Burgundy) ★

SKU: **QS6810** (Black) ★

SKU: **QS6825** (Persian Blue) ★

Overall: 14½"W x 14½"D x 18-25"H
Seat: 13¾"W x 13¾"D x 18-25"H

Flip N Store **PLASTIC TABLE** ★ **NEW!**

These tables are equipped with dual levers, allowing for easy tabletop folding and nest together for space saving storage. Equipped with four 2" casters (two locking) making them easy to roll, these tables are tested to support up to 700 lbs. and are guaranteed for ten years.



NESTING
BPFT2460

Finish In Stock:
Light Speckled Gray Top
w/Gray Textured Frame

**FLIP N STORE
PLASTIC TABLE**
SKU: **QSBPFT2460** ★
60"W x 24"D x 29½"H

**FLIP N STORE
PLASTIC TABLE**
SKU: **QSBPFT2472** ★
72"W x 24"D x 29½"H



Music **ROOM** ★ **NEW!**

The Melody Music Chair is designed bandpitch style with a seat to back angle of 97°, allowing for maximum breathing capability (tablet arms can be purchased as an additional add-on). Pair them with the Model #82MS Music Stand, a great addition to our music furniture collection.

MELODY STACK CHAIR
SKU: **QS8210** ★

Overall: 19"W x 21½"D x 33½"H
Seat: 16½"W x 16½"D x 17½"H

TABLET ARM
SKU: **QSTA82R** (RIGHT) ★
SKU: **QSTA82L** (LEFT) ★
13¾"W x 17"D

#8210 - Color Available: Black
Polypropylene Plastic Seat/Back
& Black Powder Coat Frame



#8210

#8210R/L - Color Available:
Light Gray Plywood Core Surface



#82MS

MUSIC STAND (Black)
SKU: **QS82MS** ★
20½"W x 12½"D x 24-46"H

6200 **SERIES STOOLS** ★ **NEW!**



#6218

#6218H10

These fixed height or adjustable stools come in 18"H, 24"H, or 30"H sizes with an optional backrest. The fixed height models feature non-marring polypropylene glides, while the adjustable height stools feature self-leveling steel glides.

BLACK STOOL W/ROUND HARDBOARD SEAT

MODEL #	DESCRIPTION	W x D x H
QS621810 ★	Black Stool - 18"H	14 x 14 x 18
QS622410 ★	Black Stool - 24"H	14 x 14 x 24
QS6218H10 ★	Black Adjustable Stool	14 x 14 x 19-27
QS6224H10 ★	Black Adjustable Stool	14 x 14 x 25-33

GRAY STOOL W/ROUND HARDBOARD SEAT

MODEL #	DESCRIPTION	W x D x H
QS6218 ★	Gray Stool - 18"H	14 x 14 x 18
QS6224 ★	Gray Stool - 24"H	14 x 14 x 24
QS6230 ★	Gray Stool - 30"H	14 x 14 x 30
QS6218H ★	Gray Adjustable Stool	14 x 14 x 19-27
QS6224H ★	Gray Adjustable Stool	14 x 14 x 25-33
QS6230H ★	Gray Adjustable Stool	14 x 14 x 31-39

Colors Available: Black, Gray

QS = QUICKSHIP



Gold Stars Indicate
Product New for 2019.



CUSTOM
LOGO!

Park COLLECTION

by OfficeSource®

The functional surfaces of our steel benches, tables, & receptacles are covered in a copolymer-based thermoplastic powder coating. Thermoplastic is environmentally safe, the coating will never fade, crack, peel, warp, or discolor for the life of the product. Thermoplastic is applied at a thickness of 25-30 mils. Wood Surfaces are treated yellow pine planks.



#B6WBP
Teal



#B6XPP
Red



#T46SQP
Dk Green



#T6XPP
Blue

MODEL #	DESCRIPTION	W x D x H	MOUNT	WEIGHT	LIST PRICE
QSB6WBP ★	6' Standard Expanded Bench w/Back	72 x 24 x 32½	Portable	150 lbs	CALL FOR QUOTE
QSB6XPP ★	6' Standard Expanded Backless Bench	72 x 11½ x 18½	Portable	76 lbs	CALL FOR QUOTE
QST46SQP ★	46" Square Expanded Metal Table	80 x 80 x 29¼	Portable	265 lbs	CALL FOR QUOTE
QST6XPP ★	72" Standard Expanded Picnic Table	72 x 62 x 29¾	Portable	210 lbs	CALL FOR QUOTE
QST6WTP ★	72" Wood Picnic Table	72 x 59½ x 27	Portable	225 lbs	CALL FOR QUOTE
QS32EXP ★	32 Gallon Expanded Receptacle	23½" Dia x 28"	Portable	70 lbs	CALL FOR QUOTE

PARK COLLECTION STEEL COLORS AVAILABLE:



CUSTOMIZED
LOGO OR
WORDS
CUT INTO
STEEL OF
RECEPTACLE!
(SEE INSET ABOVE)



#32EXP
Navy

SO = SPECIAL ORDER

QS = QUICKSHIP



#T6WTP



Gold Stars Indicate
Product New for 2019.

Hamilton **COLLECTION** **NEW!** by OfficeSource®

PLASTIC 4 LEG STACK CHAIR

SKU: 6030 

- One piece injected shell
- Indoor/Outdoor use
- UV resistant (1-2 years)
- ANSI/BIFMA

Overall: 19¼"W x 22¼"D x 33¼"H

Seat: 19¼"W x 22¼"D x 18"H

List: \$199.00

STACKS
5 



#6030
Sky




#6030
Red

 Gold Stars Indicate
Product New for 2019.



HAMILTON - COLORS IN STOCK:



WHT White
(PER-A02)



SKY Sky
(PER-A43)



RED Red
(PER-A10)



ALL WEATHER FURNITURE

Nature **COLLECTION** **NEW!** by OfficeSource®

INDOOR/OUTDOOR INDUSTRIAL DINING STACK CHAIR

SKU: OD48 

Overall: 16½"W x 16½"D x 30"H

Seat: 12¼"W x 12¼"D x 18"H

List: \$179.00



ALL WEATHER FURNITURE

STACKS
6 



Please Note:
Chair priced per chair, but sold 4 per carton.



#OD48
Red

#OD48
Silver

#OD48
Black

NATURE - COLORS IN STOCK:



BLK Black
(HOL-BLKP)



RED Red
(HOL-REDP)



SIL Silver
(HOL-SILP)

Hahn **COLLECTION** by OfficeSource®



**MID BACK, SWIVEL CHAIR
W/CHROME BASE**
SKU: 49358
Overall: 25"W x 24"D x 30½-34¼"H
Seat: 25"W x 23"D x 19-22¾"H
List: \$529.00

FUNCTIONS: Pneumatic Seat Height,
360-Degree Swivel, Tilt-Tension

**UPHOLSTERED SWIVEL CHAIR
W/CHROME BASE**
SKU: 416GYL
Overall: 27"W x 28"D x 30-33"H
Seat: 17"W x 19"D x 19-22"H
List: \$449.00

FUNCTIONS: Pneumatic Seat Height,
360-Degree Swivel

**HAHN
UPHOLSTERY
IN STOCK:**



BLK Black
Bonded Leather
(TRU-BLK)

**FAIRFIELD
UPHOLSTERY
IN STOCK:**



GYL Gray Linen
(NOR-BL0271)

Fairfield **COLLECTION** by OfficeSource®



**SEAMLESS
CUSHION DESIGN!**

Task Force **COLLECTION** by OfficeSource®



ANTIMICROBIAL

★ NEW!

**MID BACK TASK CHAIR
W/CHROME BASE**
SKU: 6801FPBLK ★
Overall: 24¾"W x 27"D x 36¾-40¼"H
Seat: 19¾"W x 19"D x 18½-22"H
List: \$449.00

FUNCTIONS: Pneumatic Seat Height,
360-Degree Swivel

**UPHOLSTERED SWIVEL CHAIR
W/CHROME BASE**
SKU: 49457
Overall: 24½"W x 26"D x 33-36"H
Seat: 17½"W x 19¾"D x 18¾-21¾"H
List: \$559.00


FUNCTIONS: Pneumatic Seat Height,
360-Degree Swivel

**TASK FORCE
UPHOLSTERY
IN STOCK:**



BLK Black
Antimicrobial Vinyl
(NOR-FP215AM)

**MERAX
UPHOLSTERY
IN STOCK:**



GRY Gray Linen
(TRU-7276)

Merax **COLLECTION** by OfficeSource®



Healthcare Grade Vinyl is treated with an antimicrobial additive that works to repel microbes and prevent odors from becoming lodged in your waiting room furniture. The antimicrobial chemicals are designed to be released over time so that the vinyl will offer a consistent level of protection for the life of the furniture. You won't have to worry about your waiting room furniture becoming more susceptible to microbes over time.

CHAIR OPTION
(For 6801FPBLK)
SOFT CASTER KIT
SKU: NORCASTER
List: \$39.00

**★ Gold Stars Indicate
Product New for 2019.**

Adventure **COLLECTION** by OfficeSource®



#5045ONX 

EXECUTIVE MID BACK W/BLACK FRAME SKU: 5045ONX

Overall: 25"W x 25½"D x 37-41"H
Seat: 19½"W x 19"D x 17½-21"H
List: \$299.00

FUNCTIONS: Pneumatic Seat Height,
360-Degree Swivel, Swivel/Tilt Control,
Tilt Lock, Tilt-Tension

BLACK LEATHER ARMLESS DELUXE POSTURE CHAIR W/BLACK FRAME SKU: 316BLK

Overall: 25"W x 25"D x 35-40"H
Seat: 17½"W x 16½"D x 18½-23½"H
List: \$209.00

FUNCTIONS: Pneumatic Seat Height,
360-Degree Swivel, Back Depth Adjustment

ADVENTURE UPHOLSTERY IN STOCK:



ONX Onyx
(NOR-BL0084)

EFFORT UPHOLSTERY IN STOCK:



BLK Black
Bonded Leather
(NOR-LTHRPLUSBLK)

Effort **COLLECTION** by OfficeSource®

CHAIR OPTION (For 316BLK)



Black

ADJ. ARM KIT SKU: B909JARM List: \$90.00 (Set)



#316BLK 

Advanced **COLLECTION** by OfficeSource®



#8456ASBLK

**8456ASBLK
UPHOLSTERY
IN STOCK:**



BLK Black
(PER-9106BLK)

HIGH BACK TASK CHAIR W/ADJ. ARMS & BLACK FRAME SKU: 8456ASBLK

Overall: 27¼"W x 25½"D x 41-44½"H
Seat: 21"W x 19"D x 18-22"H
List: \$649.00

FUNCTIONS: Pneumatic Seat Height,
360-Degree Swivel, Tilt-Lock, Tilt-Tension,
Back Lock, Adjustable Seat & Back, Back
Height Adjustment, High Performance
Control, Forward Seat Tilt, Sliding Seat,
Height/Width Adjustable Arms

MULTI-FUNCTION TASK CHAIR W/ADJUSTABLE ARMS & BLACK FRAME SKU: D2001ONX

Overall: 27"W x 27"D x 35½-42"H
Seat: 21"W x 18½"D x 17½-21½"H
List: \$499.00

FUNCTIONS: Pneumatic Seat Height,
360-Degree Swivel, Tilt-Tension,
Articulating Seat & Back, Adjustable
Seat & Back, Back Height Adjustment,
Height-Adjustable Arms



**D2001ONX
UPHOLSTERY
IN STOCK:**



ONX Onyx
(NOR-BL0084)



Spring Coiled Seat

#D2001ONX 



Remark **COLLECTION** by OfficeSource®

OfficeSource®
05030



#20621
Gray Mesh/Black Base

★ **NEW!**

MARIC ALL MESH TASK CHAIR W/BLACK OR WHITE FRAME

SKU: 20621 ★

Overall: 23¾"W x 26½"D x 37-41"H

Seat: 20"W x 17½"D x 16-20"H

List: \$799.00

FUNCTIONS: Swivel/Tilt Control, Pneumatic Seat Height, 360 Degree Swivel

ALUMINUM BASE OPTION


SKU: 44BASE ★

List: \$139.00

REMARK UPHOLSTERIES IN STOCK:



Gray Mesh
w/Black Frame
(PER-M114)




Gray Mesh
w/White Frame
(PER-M114)



Light Blue Mesh
w/White Frame
(PER-M116)



Gold Stars Indicate
Product New for 2019.



CHAIR BACK



#20621
Light Blue Mesh/
White Base

Torrance **COLLECTION** by OfficeSource®

Crossway **COLLECTION** by OfficeSource®



#3421A
Blue Mesh Back



MESH BACK TASK CHAIR W/ARMS & BLACK FRAME

SKU: 3421A

Overall: 24½"W x 21"D x 34¼-38¼"H

Seat: 18½"W x 20"D x 18½-22½"H

List: \$299.00

FUNCTIONS: Pneumatic Seat Height, 360-Degree Swivel, Tilt Lock, Tilt-Tension

← **THREE BACK MESH COLORS
TO CHOOSE FROM!**

MESH BACK TASK CHAIR W/BLACK BASE

SKU: 610BLK ★

Overall: 25"W x 26½"D x 36½-40"H

Seat: 19"W x 17½"D x 18-21½"H

List: \$229.00

FUNCTIONS: Pneumatic Seat Height, 360-Degree Swivel, Tilt-Tension

TORRANCE COLLECTION UPHOLSTERIES IN STOCK:



BLK Black Mesh Back
w/Black Fabric Seat
(PER-F58/M17)



BLU Blue Mesh Back
w/Black Fabric Seat
(PER-F58/M19)



GRY Gray Fabric Seat
w/Black Mesh Back
(PER-F58/M20)

CROSSWAY UPHOLSTERY IN STOCK:



BLK Black Mesh Back
w/Black Fabric Seat
(NOR-MESHLK)




#610BLK

★ **NEW!**



NEW!

Optional Headrest



CHAIR BACK

**MID BACK ALL MESH
TASK CHAIR W/CHROME BASE
SKU: 90511ALBLK ★**

Overall: 30¾"W x 24½"D x 40¾-45½"H
Seat: 20¾"W x 19¾"D x 18½-23¼"H
List: \$699.00

FUNCTIONS: Pneumatic Seat Height, 360 Degree Swivel, Swivel/Tilt Control, Tilt Lock, Adjustable Lumbar, Height Adjustable Arms

**MID BACK MESH TASK CHAIR
W/FABRIC SEAT & BLACK BASE
SKU: 90501BLK ★**

Overall: 30"W x 24½"D x 40¾-45½"H
Seat: 20¾"W x 19¾"D x 18½-23¼"H
List: \$529.00

FUNCTIONS: Pneumatic Seat Height, 360 Degree Swivel, Synchronous Control, Tilt Lock, Adjustable Lumbar, Height Adjustable Arms



#90501BLK



#90511ALBLK

**CHAIR OPTION
(For 90511AL & 90501)**



HEADREST (BLACK)

★ **SKU: 905HR**
List: \$50.00

**VIKING
UPHOLSTERIES IN STOCK:**



Black Mesh
(PER-M5)



Black Mesh w/Black
Fabric Seat
(PER-F2628)

**Engage
COLLECTION
by OfficeSource®**



Optional Headrest



CHAIR BACK



CHAIR SIDE

**MESH, MID BACK TASK CHAIR
W/CHROME FRAME
SKU: 18921**

Overall: 25"W x 23½"D x 40¾-43¾"H
Seat: 20"W x 24½"D x 19½-23½"H
List: \$719.00

FUNCTIONS: Pneumatic Seat Height, 360-Degree Swivel, Synchronous Control, Sliding Seat, Height/Width Adjustable Arms

**CHAIR OPTION
(For 18921)**



HEADREST (BLACK)

SKU: 18921HR
(BLK or GRN)
List: \$60.00

**ENGAGE
UPHOLSTERIES
IN STOCK:**



BLK Black
(QIA-EVOBLK)



GRN Green
(QIA-EVOGRN)

**Serene COLLECTION
by OfficeSource™**



#S13MBVSBK

**SERENE
UPHOLSTERY IN STOCK:**



BLK Black
(ANJ-SM001)

**FLIP ARM MESH BACK TASK
CHAIR W/BLACK FRAME
SKU: S13MBVSBK**

Overall: 25½"W x 26¼"D x 37-41"H
Seat: 20½"W x 20"D x 17¼-21¼"H
List: \$309.00

FUNCTIONS: Pneumatic Seat Height, 360-Degree Swivel, Tilt Lock, Cantilever Arms

Costa **COLLECTION** by OfficeSource®



TASK CHAIR W/BLACK FRAME SKU: C12MBFSBLK

Overall: 25½"W x 25¼"D x 39¾-43"H
Seat: 20½"W x 20½"D x 18½-21¾"H
List: \$399.00


FUNCTIONS: Pneumatic Seat Height, 360-Degree Swivel, Swivel/Tilt Control, Tilt Lock, Tilt-Tension, Knee Tilt Control, Height Adjustable Arms

FLIP ARM MESH BACK TASK CHAIR W/BLACK FRAME ★

SKU: 678BLK
Overall: 27"W x 27"D x 41-44"H
Seat: 20"W x 20½"D x 18-21"H
List: \$369.00


FUNCTIONS: Pneumatic Seat Height Adjustment, 360 Degree Swivel, Infinite Tilt Lock, Tilt Tension, Flip Arms

COSTA UPHOLSTERY IN STOCK:



BLK Black
(ANJ-M001)

PENNINGTON UPHOLSTERY IN STOCK:



BLK Black Mesh Back
w/Black Fabric Seat
(NOR-MESHLK)

Pennington **COLLECTION** by OfficeSource®



★ **NEW!**

4" Thick Seat
Cushion

★ Gold Stars Indicate
Product New for 2019.

Plexus **COLLECTION** by OfficeSource®

FLIP ARM ALL MESH TASK CHAIR W/BLACK FRAME SKU: P14MBFSBLK

Overall: 25½"W x 27"D x 36½-40½"H
Seat: 19¼"W x 19¾"D x 18½-22"H
List: \$409.00

FUNCTIONS: Pneumatic Seat Height, 360-Degree Swivel, Tilt Lock, Tilt-Tension

MESH BACK TASK CHAIR W/ARMS & BLACK BASE SKU: P11MBFSBLK

Overall: 25"W x 24½"D x 37-41"H
Seat: 20½"W x 20"D x 18-22"H
List: \$279.00

FUNCTIONS: Pneumatic Seat Height, 360-Degree Swivel, Tilt Lock, Tilt-Tension

P14MBFSBLK UPHOLSTERY IN STOCK:



BLK Black Mesh Seat
& Back
(ANJ-TMB001)

P11MBFSBLK UPHOLSTERY IN STOCK:



BLK Black Mesh Back
w/Black Fabric Seat
(ANJ-SMB001)



Mesh Seat



Luna COLLECTION by OfficeSource®

MID BACK MESH CHAIR WITH TWO-TONE FRAME & ALUMINUM BASE SKU: 88222AGRY

Overall: 27 $\frac{1}{8}$ "W x 24"D x 46 $\frac{7}{8}$ -51 $\frac{3}{32}$ "H
Seat: 17 $\frac{3}{4}$ -20"W x 16 $\frac{1}{8}$ -18 $\frac{1}{8}$ "D x 18 $\frac{1}{2}$ -20 $\frac{1}{2}$ "H
List: \$999.00

FUNCTIONS: Pneumatic Seat Height, 360-Degree Swivel, Tilt Lock, Tilt Tension, Synchronous Control, Lumbar Adjustment, Height Adjustable Arms

88222AGRY - UPHOLSTERY IN STOCK:

Gray Mesh Back (PER-M60)
w/Black Fabric Seat (PER-F58)

STANDARD FEATURES

- Synchronized back & seat with five back positions
- Larger backrest angles for max reclining
- High density foam
- Consistent lumbar support follows your waist all times
- 3D Armrest with functions: height and pivot adjustments



#88222AGRY



**CONSISTENT
LUMBAR
SUPPORT
FOLLOWS
YOUR WAIST
ALL TIMES!**

CHAIR
BACK

LUNA UPHOLSTERY IN STOCK:

Gray Mesh Back
(PER-M60)
w/Black Fabric Seat
(PER-F58)



Height
& Pivot
Adjustments



#12221



Burgundy Seat
(PRI1803)



CHAIR BACK



CHAIR SIDE

Prius COLLECTION by OfficeSource®

MESH, DELUXE TASK CHAIR W/BLACK FRAME

SKU: 12221

Overall: 26"W x 25 $\frac{1}{8}$ "D x 42 $\frac{3}{4}$ -45 $\frac{1}{2}$ "H
Seat: 21"W x 19 $\frac{1}{8}$ "D x 19-21 $\frac{1}{8}$ "H
List: \$739.00

PRIUS - UPHOLSTERIES IN STOCK:

- Burgundy (PRI1803)
- Purple (PRI1806)
- Blue (PRI1802)
- Orange (PRI1807)
- Black (PRI1801)
- Charcoal (PRI1804)
- Silver (PRI1805)



Purple Seat (PRI1806)



Blue Seat (PRI1802)



Orange Seat (PRI1807)



Black Seat (PRI1801)



Charcoal Seat (PRI1804)



Silver Seat (PRI1805)

FUNCTIONS: 360-Degree Swivel, Tilt Lock, Tilt-Tension, Back Lock, Synchronous Control, High Performance Control, Lumbar Adjustment, Sliding Seat, Height/Width Adjustable Arms



**IMPROVED
DESIGN!
DEEPER SEAT
& NEW
LARGER
ARMS**

**BLACK MESH
BACK**

#44021ANS
Blue Seat

Cade **COLLECTION** by OfficeSource®

Modern features of breathable mesh back and ergonomic functions will enhance your office aesthetics at an affordable price.

EXECUTIVE MESH BACK CHAIR W/BLACK FRAME

SKU: 44021ANS

Overall: 24"W x 22½"D x 38-43"H

Seat: 19½"W x 19"D x 18-23"H

List: \$414.00

FUNCTIONS: Pneumatic Seat Height, 360-Degree Swivel, Swivel/Tilt Control, Tilt Lock, Tilt-Tension, Height Adjustable Arms

CADE UPHOLSTERIES IN STOCK:



BLK Black Seat
(PER-21SEATBLKF58)



BLU Blue Seat
(PER-21SEATBLUF56)



RED Red Seat
(PER-21SEATREDF66)



GRY Gray Seat
(PER-21SEATGRYF55)



#44021ANS
Red Seat



#44021ANS
Gray Seat




#44021ANS
Black Seat

Artesa **COLLECTION** by OfficeSource®



**WHITE MESH
BACK**

#11501



CHAIR BACK

MESH, BASIC TASK CHAIR W/PAINTED NYLON BASE & ARMS

SKU: 11501

Overall: 25¾"W x 23½"D x 36⅞-40¾"H

Seat: 20"W x 19½"D x 17¾-21½"H

List: \$379.00

FUNCTIONS: Pneumatic Seat Height, 360-Degree Swivel, Swivel/Tilt Control, Tilt Lock, Tilt-Tension, Lumbar Adjustment, Height Adjustable Arms

MESH, 3-PADDLE TASK CHAIR W/PAINTED NYLON BASE & ARMS

SKU: 11503

Overall: 25¾"W x 23½"D x 36¼-40⅞"H

Seat: 20"W x 17¾"D x 17⅞-21¼"H

List: \$499.00

FUNCTIONS: Pneumatic Seat Height, 360-Degree Swivel, Swivel/Tilt Control, Tilt Lock, Tilt-Tension, Back Lock, Adjustable Seat & Back, Back Height Adjustment, Lumbar Adjustment, Height Adjustable Arms



#11503

ARTESA UPHOLSTERY IN STOCK:



BLK Black
Airmesh Seat
(QIA-EVOMESH)

CoolMesh Pro **COLLECTION** by OfficeSource®

OfficeSource®
05030

1 CHOOSE CHAIR STYLE - 4 TO CHOOSE FROM

- (A) Multi-Function High Back
- (B) Synchro High Back
- (C) Multi-Function Mid Back
- (D) Swivel/Tilt High Back

2 CHOOSE CHAIR SEAT - 9 TO CHOOSE FROM

Leather Seat or Vinyl, Mesh Seat, Black, Blue, Orange, Lime, Red or Celestial Blue Fabric Seat.

3 TURN 8014ASNS, 8054ASNS OR 8011ANS INTO AN "EXECUTIVE" CHAIR BY ADDING OPTIONAL HEADREST - (List \$62.00)

4 CHAIRS ARE STANDARD WITH BLACK BASE. ADD MORE DESIGN APPEAL BY ADDING OPTIONAL ALUMINUM BASE - (List \$143.00)



In Stock Ready to Ship!
OVER 50 COMBINATIONS!



ERGONOMICALLY DESIGNED BLACK MESH BACK PROVIDES CONSTANT FIRMNESS AND HUGS THE NATURAL CURVE OF THE BACK.

HEADREST OPTION

(For 8014ASNS, 8011ANS & 8054ASNS)



HEADREST (BLACK)
SKU: 7000HR
List: \$62.00

WHEN SELECTING FABRIC SEAT, MUST CHOOSE SEAT COLOR!

#8014ASNS Pictured w/Black Fabric Seat

MATCHING NESTING CHAIR



See Nesting Section For Details

BUILD YOUR CUSTOM CHAIR BY CHOOSING SEAT BELOW!

OFFICESOURCE® COOLMESH SEAT OPTIONS



BASE OPTIONS



OPTIONAL ALUMINUM BASE
SKU: ABASET
List: \$143.00



SOFT DUAL WHEEL CASTERS
SKU: CASTERSPU
List: \$40.00

CoolMesh Pro **COLLECTION** by OfficeSource®



#8014ASNS 
Pictured w/Fabric Seat

COOLMESH PRO MULTI-FUNCTION, HIGH BACK W/BLACK BASE & ADJ. ARMS SKU: 8014ASNS

Overall: 27½"W x 26¾"D x 40¼"-44½"H
Seat: 20½"W x 19½"D x 19¾"-22⅞"H
w/Fabric or PVC Seat List: \$712.00
w/Mesh Seat List: \$774.00
w/Leather Seat List: \$789.00

FUNCTIONS: Pneumatic Seat Height, 360-Degree Swivel, Tilt Lock, Tilt-Tension, Back Lock, Adjustable Seat/Back, High Performance Control, Back Angle Adjustment, Lumbar Support, Ratchet Back, Forward Seat Tilt, Sliding Seat, Height/Width Adjustable Arms

MULTI-FUNCTION, MID BACK W/STANDARD BLACK BASE, BLACK MESH BACK AND ADJ. ARMS SKU: 8054ASNS

Overall: 27½"W x 26¾"D x 37¼"-44¼"H
Seat: 20½"W x 19½"D x 19¾"-22⅞"H
w/Fabric or PVC Seat List: \$642.00
w/Mesh Seat List: \$704.00
w/Leather Seat List: \$719.00

FUNCTIONS: Pneumatic Seat Height, 360-Degree Swivel, Tilt Lock, Tilt-Tension, Back Lock, Back Height Adjustment, Back Angle Adjustment, Ratchet Back, Sliding Seat, Height/Width Adjustable Arms



#8054ASNS 
Pictured w/Fabric Seat



Celestial Blue Lime Green Orange

WHEN SELECTING FABRIC SEAT, MUST CHOOSE SEAT COLOR!



Celestial Blue Lime Green Red



#8011ANS 
Pictured w/Fabric Seat

MESH BACK TASK CHAIR W/STANDARD BLACK BASE, BLACK MESH BACK AND ADJ. ARMS SKU: 8011ANS

Overall: 25½"W x 25¾"D x 37¾"-41"H
Seat: 20½"W x 19½"D x 18½"-22"H
w/Fabric or PVC Seat List: \$532.00
w/Mesh Seat List: \$594.00
w/Leather Seat List: \$609.00

FUNCTIONS: Pneumatic Seat Height, 360-Degree Swivel, Swivel/Tilt Control, Tilt Lock, Tilt-Tension, Ratchet Back, Height Adjustable Arms

SEATS IN STOCK! ALSO, OPTIONAL HEADREST, BASE & CASTERS



This product is part of a complete collection.

Upholsteries In Stock:

Black (7700F9106), Navy Blue (7700F9114), Orange (7700F9170), Lime (7700F9179), Red (7700F9176), Celestial Blue (7700F9178), 7700PVC (Vinyl), 7700M (Mesh), 7700L (Leather)



Leather Seat



Mesh Seat

CoolMesh **COLLECTION** by OfficeSource®

OfficeSource®
05030



In Stock Ready to Ship!
OVER 50 COMBINATIONS!

1 CHOOSE CHAIR STYLE - 5 TO CHOOSE FROM

- (A) Multi-Function High Back - (7704ASNS)
- (B) Synchro High Back - (7701ASNS)
- (C) Multi-Function Mid Back - (7754ASNS)
- (D) Swivel/Tilt High Back - (7721ANS)

2 CHOOSE CHAIR SEAT - 9 TO CHOOSE FROM

Leather or Vinyl Seat, Mesh Seat, Black, Blue, Orange, Lime, Red or Celestial Blue Fabric Seat.

3 TURN 7704ASNS, 7721ANS, 7701ASNS INTO AN "EXECUTIVE" CHAIR BY ADDING OPTIONAL HEADREST - (List \$62.00)

4 CHAIRS ARE STANDARD WITH BLACK BASE. ADD MORE DESIGN APPEAL BY ADDING OPTIONAL ALUMINUM BASE - (List \$143.00)

COOLMESH MULTI-FUNCTION, HIGH BACK W/SEAT SLIDER, STANDARD BLACK BASE, BLACK MESH BACK & ADJ. ARMS SKU: 7704ASNS

Overall: 25½"W x 26"D x 40½"-44"H
Seat: 20½"W x 19½"D x 17½"-21"H
w/Fabric or PVC Seat List: \$662.00
w/Mesh Seat List: \$724.00
w/Leather Seat List: \$739.00

Functions: Pneumatic Seat Height, 360-Degree Swivel, Swivel/Tilt Control, Tilt Lock, Tilt-Tension, Back Lock, Adjustable Seat & Back, High Performance Control, Forward Seat Tilt, Seat Slider, Height/Width Adjustable Arms

Seat Slider
Back Angle Adjustment

Tilt Lock Mechanism to Adjust Angle of Seat or for EZ Tilt Lock Feature

Pneumatic Height Adjustment

Forward Tilt Lock for Keyboarding Convenience

Ergonomically designed black mesh back provides constant firmness and hugs the natural curve of the back

Height and width adjustable arms featuring 'ever-soft' padding

Tension Control

Optional Aluminum Base

#7704ASNS
Pictured w/Black Fabric Seat & Aluminum Base Option

MATCHING NESTING CHAIR



See Nesting Section For Details

HEADREST OPTION

(For 7704ASNS, 7701ANS & 7721ANS)



HEADREST (BLACK)
SKU: 7000HR
List: \$62.00



WHEN SELECTING FABRIC SEAT, MUST CHOOSE SEAT COLOR!

BUILD YOUR CUSTOM CHAIR BY CHOOSING SEAT BELOW!

OFFICESOURCE® COOLMESH SEAT OPTIONS



BASE OPTIONS



OPTIONAL ALUMINUM BASE
SKU: ABASET
List: \$143.00



SOFT DUAL WHEEL CASTERS
SKU: CASTERSPU
List: \$40.00

CoolMesh COLLECTION by OfficeSource®

CoolMesh Collection - Upholsteries In Stock:

Black (7700F9106), Navy Blue (7700F9114), Orange (7700F9170), Lime (7700F9179), Red (7700F9176), Celestial Blue (7700F9178), 7700PVC (Vinyl), 7700M (Mesh), 7700L (Leather)



★ **NEW!**



NEW!
SEAT SLIDER

#7701ASNS
Pictured w/Navy Blue
Fabric Seat



#7701ASNS
Pictured w/Leather Seat

COOLMESH SYNCHRO, HIGH BACK W/SEAT SLIDER & BLACK FRAME SKU: 7701ASNS

Overall: 25½"W x 24"D x 40-44"H
Seat: 21"W x 19"D x 18-22"H
w/Fabric or PVC Seat List: \$602.00
w/Mesh Seat List: \$664.00
w/Leather Seat List: \$679.00

FUNCTIONS: Pneumatic Seat Height, 360-Degree Swivel, Swivel/Tilt Control, Synchronous Control, Tilt Lock, Seat Slider, Tilt-Tension, Height/Width Adjustable Arms



Orange



Lime Green



Black



Celestial Blue

**BE SURE TO CHECK OUT SEAT & BASE
OPTIONS ON PREVIOUS PAGE!**



#7754ASNS
Pictured w/Leather Seat

★ Gold Stars Indicate
Product New for 2019.

COOLMESH MULTI-FUNCTION, MID BACK W/SEAT SLIDER & BLACK FRAME SKU: 7754ASNS

Overall: 26½"W x 27¼"D x 36-39"H
Seat: 20½"W x 19½"D x 18-22"H
w/Fabric or PVC Seat List: \$602.00
w/Mesh Seat List: \$664.00
w/Leather Seat List: \$679.00

FUNCTIONS: Pneumatic Seat Height, 360-Degree Swivel, Tilt Lock, Tilt-Tension, Back Lock, Adjustable Seat/Back, Back Height Adjustment, High Performance Control, Forward Seat Tilt, Sliding Seat, Height/Width Adjustable Arms



Celestial Blue



Black



#7754ASNS
Pictured w/Mesh Seat

**WHEN SELECTING FABRIC SEAT,
MUST CHOOSE SEAT COLOR!**

CoolMesh COLLECTION by OfficeSource®



COOLMESH SWIVEL TILT, HIGH BACK W/BLACK FRAME SKU: 7721ANS

Overall: 26¾"W x 25¼"D x 41½-44¾"H
Seat: 20½"W x 19½"D x 17¾-21¼"H
w/Fabric or PVC Seat List: \$532.00
w/Mesh Seat List: \$594.00
w/Leather Seat List: \$609.00

FUNCTIONS: Pneumatic Seat Height,
360-Degree Swivel, Tilt Lock, Tilt-Tension,
Height/Width Adj. Arms



This product is part of
a complete collection.



#7721ANS
Pictured w/Mesh Seat



Leather

Orange

Lime

Red

#7721ANS
Pictured w/Fabric Seat

CoolMesh & CoolMesh Basic Collection - Upholsteries In Stock:

Black (7700F9106), Navy Blue (7700F9114), Orange (7700F9170), Lime (7700F9179), Red (7700F9176),
Celestial Blue (7700F9178), 7700PVC (Vinyl), 7700M (Mesh), 7700L (Leather)

BASE OPTIONS (For 7721ANS & 7621ANS)



OPTIONAL ALUMINUM BASE SKU: ABASET

List: \$143.00



(Set of 5)

SOFT DUAL WHEEL CASTERS SKU: CASTERSPU List: \$40.00

CoolMesh Basic COLLECTION by OfficeSource®

COOLMESH BASIC TASK CHAIR W/ARMS & BLACK FRAME SKU: 7621ANS

Overall: 26½"W x 25¼"D x 36-40"H
Seat: 20½"W x 19½"D x 18-21¾"H
w/Fabric or PVC Seat List: \$452.00
w/Mesh Seat List: \$514.00
w/Leather Seat List: \$529.00

FUNCTIONS: Pneumatic Seat Height,
360-Degree Swivel, Tilt Lock, Tilt-Tension,
Back Height Adjustment, Ratchet Back,
Height/Width Adjustable Arms



#7621ANS
Pictured w/Fabric Seat



#7621ANS
Pictured w/Mesh Seat



#7621ANS
Pictured w/Leather Seat

**WHEN SELECTING FABRIC SEAT,
MUST CHOOSE SEAT COLOR!**



Spice **COLLECTION** by OfficeSource®



CHAIR BACK

MID BACK CHAIR, MESH BACK, BLACK UPHOLSTERED SEAT W/BLACK FRAME

SKU: 7854ANS ★

Overall: 26½"W x 25"D x 36¾-40¼"H

Seat: 20½"W x 19½"D x 20-25"H

Fabric/PVC List: \$482.00

Mesh List: \$544.00

Leather List: \$559.00

FUNCTIONS: Pneumatic Seat Height,
360-Degree Swivel, Tilt Lock, Tilt-Tension,
Height/Width Adjustable Arms

Spice Collection - Upholsteries In Stock:

Black (7700F9106), Navy Blue (7700F9114),
Orange (7700F9170), Lime (7700F9179), Red
(7700F9176), Celestial Blue (7700F9178),
7700PVC (Vinyl), 7700M (Mesh), 7700L (Leather)

★ **NEW!**

MESH BASIC TASK CHAIR W/ARMS & BLACK FRAME SKU: 7621AABLK

Overall: 26½"W x 25¼"D x 36-40"H

Seat: 20½"W x 19½"D x 18-21¾"H

List: \$419.00

FUNCTIONS: Pneumatic Seat Height,
360-Degree Swivel, Tilt Lock, Tilt-Tension,
Back Height Adjustment, Height/Width
Adjustable Arms

Crusader **COLLECTION** by OfficeSource®



Ratchet
Back

**CRUSADER
UPHOLSTERY
IN STOCK:**

BLK Black Fabric Seat
w/Black Mesh Back
(PER-5806BLK)

#7621AABLK

Heitz **COLLECTION** by OfficeSource®



#8601BLK

ARMLESS, MESH TASK CHAIR W/BLACK FRAME

SKU: 8601BLK

Overall: 24"W x 24"D x 35-40"H

Seat: 19¾"W x 18"D x 17-22"H

List: \$289.00

FUNCTIONS: Pneumatic Seat Height,
360-Degree Swivel, Back Height
Adjustment

ARMLESS, MESH TASK CHAIR W/BLACK FRAME

SKU: 8602BLK

Overall: 24"W x 24"D x 35-40"H

Seat: 19¼"W x 18½"D x 18½-23½"H

List: \$329.00

FUNCTIONS: Pneumatic Seat Height,
360-Degree Swivel, Tilt Lock, Back Lock,
Adjustable Seat & Back, Back Height
Adjustment

**HEITZ
UPHOLSTERY
IN STOCK:**



BLK Black Fabric Seat w/
Black Mesh Back
(PER-5806BLK)

CHAIR OPTION (For 8601 & 8602)

Black



ADJ. ARM KIT SKU: 301AK

List: \$103.00 (Set)



#8602BLK

Pictured w/301AK

Vault SERIES



*Pictured in Black T01 Fabric w/Aqua Mesh Back

Mesh Back Colors Available: Black, Gray, White, Green, Red, Blue, Orange or Aqua Mesh
Extensive Selection of Seat Colors - Call For Details!

Vault Mid Back Chair W/BLACK FRAME

SKU: QS1460K2

- Enhanced knee-tilt
- 2-Way adj. arm, ratchet height adjustment w/fixed arm pad (A40)

Overall: 24½-26"W x 25"D x 39½-46½"H

Seat: 20"W x 16-1½"D x 17½-22"H

List: \$675.00 (Grade T01)

Vault Mid Back Chair W/BLACK FRAME

SKU: QS1460Y1

- Simple synchro
- Black, 2 way height adj. Arms (A8B)

Overall: 24½-26"W x 25"D x 39½-46½"H

Seat: 20"W x 16-18½"D x 17½-22"H

List: \$560.00 (Grade T01)

Vault Mid Back Chair W/BLACK FRAME

SKU: QS1460Y3 (Not Pictured)

- Full synchro
- Black, 2 way height adj. Arms (A8B)


Overall: 24½-26"W x 25"D x 39½-46½"H

Seat: 20"W x 16-18½"D x 17½-22"H

List: \$620.00 (Grade T01)



*Pictured in Black T01 Fabric w/Green Mesh Back



Aria SERIES



*Not Pictured in Grade A Fabric

List Price Includes Polished Aluminum Base

Mesh Back Colors Available: Black, Gray, White, Green, Red, Blue, Orange or Aqua Mesh
Extensive Selection of Seat Colors - Call For Details!

Aria High Back Chair W/BLACK FRAME & POLISHED ALUMINUM BASE (BA10P)

SKU: QS1880Y4

- Intensive synchro w/seat tilt & seat slider
- 6 Way adj. Height arm, pivots
- Ultra soft sliding arm pads (A6)

Overall: 26½"W x 27½"D x 40-43"H

Seat: 21"W x 17-19½"D x 18½-21½"H

List: \$870.00 (Grade A)

Aria Mid Back Chair W/BLACK FRAME

SKU: QS1860Y1

- Simple synchro
- 2 Way adj arm, ratchet height adjustment w/fixed arm pad (A40)

Overall: 26½"W x 27½"D x 36-40½"H

Seat: 21"W x 16½"D x 18-22½"H

List: \$625.00 (Grade A)

Aria Mid Back Chair W/BLACK FRAME

SKU: QS1860Y3

- Full synchro
- 2 Way adj arm, ratchet height adjustment w/fixed arm pad (A40)

Overall: 26½"W x 27½"D x 36-40½"H


Seat: 21"W x 16½"D x 18-22½"H

List: \$685.00 (Grade A)



*Not Pictured in Grade A Fabric

w/Adjustable Lumbar Back Strap



CHAIR OPTION

(For 1880Y4, 1860Y1 & 1860Y3)

Adjustable Lumbar Back Strap

QSLB

List: \$30.00

Polished Aluminum Base

QSBA10P

List: \$100.00

Strata **SERIES**




(BF) Black Accents & (A8B) Arms



QS Upholstery Available:

Black (T01) Air Grid Mesh (Pricing Pictured)

Extensive Selection of Seat Colors - Call For Details!



STRATA MID BACK CHAIR W/BLACK FRAME

SKU: **QS1560Y2BF** ★

Overall: 26"W x 26"D x 40-45"H

Seat: 21"W x 18"D x 17-22"H

List: \$760.00 (Grade T01)

STRATA HIGH BACK CHAIR W/SILVER FRAME

SKU: **QS1580Y2**

Overall: 26"W x 26"D x 46-51"H

Seat: 21"W x 18"D x 17-22"H

List: \$815.00 (Grade T01)

24/7
350LB CAPACITY

Cydia **SERIES**

CYDIA HIGH BACK CHAIR

W/WHITE FRAME

SKU: **QS3310K3**

Overall: 28"W x 27½"D x 41½-46"H

Seat: 19"W x 17"D x 18-22½"H

List: \$910.00 (Grade M3)

QS Upholsteries/Frames Available:

Mesh Pattern M3: Graphite, Slate, Snow, Sage, Cardinal, Royal, Tangerine & Plum w/Black, White or Gray Frame



Core **SERIES**

CORE HIGH BACK CHAIR W/DOVE GRAY FRAME

SKU: **QS2260W1**

Overall: 27½"W x 27½"D x 38½-45"H

Seat: 19"W x 16⅞"D x 15½-20"H

List: \$595.00 (Grade A)

QS Upholsteries Available:

Wide selection of fabrics including choices from 9to5® Signature Card (Grade A Fabrics)

QS Frames Available: Black or Dove Gray



- Stylish durable poly outer back
- Ratchet height adjustable back
- Weight balanced, knee tilt or synchro controls available
- Durable hubless casters
- Optional seat slider
- Fixed or adjustable t-arms
- Black or Dove Gray accent colors
- Molded foam back over mesh suspension
- Warranted up to 300 lbs

Bristol **SERIES**

BRISTOL HIGH BACK CHAIR W/BLACK FRAME

SKU: **QS2380Y2**

- Black soft touch cantilever style c-shaped arm (A10)

Overall: 25"W x 26"D x 42-49"H

Seat: 20"W x 19"D x 18-22½"H

List: \$735.00 (Grade A)



QS Upholstery Available:
Extensive Selection Including Leather - Call For Details!



**MESH BACK TASK CHAIR
W/WHITE FRAME & CHROME BASE**
SKU: 21255NS ★

Overall: 24¼"W x 21¾"D x 36-39¾"H
Seat: 19"W x 19"D x 16½-20¼"H
List: \$339.00





FUNCTIONS: Pneumatic Seat Height, 360 Degree Swivel, Swivel/Tilt Control, Tilt Lock, Tilt-Tension

**MESH BACK TASK CHAIR
W/BLACK FRAME & BASE**
SKU: 21155NSBLK ★

Overall: 24¼"W x 21¾"D x 36-39¾"H
Seat: 19"W x 19"D x 16½-20¼"H
List: \$259.00

FUNCTIONS: Pneumatic Seat Height, 360 Degree Swivel, Swivel/Tilt Control, Tilt Lock, Tilt-Tension

**PRISMA
UPHOLSTERIES IN STOCK:**

	
GRY Light Gray (PER-DG06)	BLU Royal Blue (PER-DG02)
	
CHR Charcoal (PER-DG01)	BLK Black (PER-DG04)

Slash **COLLECTION**
by OfficeSource®

★ **NEW!**



**ARMLESS POLY SWIVEL CHAIR
W/CHROME FRAME**
SKU: 3040SS ★

Overall: 23"W x 23"D x 31½-35½"H
Seat: 18"W x 16"D x 15½-19¾"H
List: \$268.00

FUNCTIONS: Pneumatic Seat Height, 360 Degree Swivel



SLASH - COLORS IN STOCK:

	
BLK Black (PER-A02)	NAV Navy (PER-A12)

MATCHING GUEST



See Stack Section
For Details

Franklin **COLLECTION**
by OfficeSource®



**MESH SWIVEL CHAIR
W/BLACK FRAME**
SKU: 21621

Overall: 23½"W x 19"D x 35-39"H
Seat: 19"W x 19"D x 17-21¾"H
List: \$469.00

FUNCTIONS: Pneumatic Seat Height, 360-Degree Swivel, Swivel/Tilt Control



**FRANKLIN
UPHOLSTERIES IN STOCK:**

	
SI Silver Mesh (PER-KM142)	BLK Black Mesh (PER-KM100)


MATCHING GUEST



See Hospitality
Section For Details

Lancaster **COLLECTION** by OfficeSource®



#278BLK 

HIGH BACK EXECUTIVE SWIVEL W/MAHOGANY FINISH

SKU: 278BLK

Overall: 27½"W x 34½"D x 43-46"H
Seat: 19½"W x 18½"D x 19½-22½"H
List: \$979.00

FUNCTIONS: Pneumatic Seat Height,
360-Degree Swivel, Swivel/Tilt Control,
Tilt Lock, Tilt-Tension

HIGH BACK EXECUTIVE SWIVEL W/MAHOGANY FINISH

SKU: 378BLK

Overall: 27½"W x 30"D x 42-45½"H
Seat: 24"W x 20"D x 20-23½"H
List: \$819.00

FUNCTIONS: Pneumatic Seat Height,
360-Degree Swivel, Swivel/Tilt Control,
Tilt Lock, Tilt-Tension

**278BLK & 378BLK
UPHOLSTERY IN STOCK:**



BLK Black
Leather-Soft Vinyl™
(NOR-CAREPLUSBLK)



#378BLK 


HIGH BACK EXECUTIVE SWIVEL W/MAHOGANY FRAME

SKU: 294

Overall: 27"W x 28"D x 43½-47"H
Seat: 24"W x 19"D x 19½-23"H
List: \$619.00

FUNCTIONS: Pneumatic Seat Height,
360-Degree Swivel, Swivel/Tilt Control,
Tilt Lock, Tilt-Tension

**294 - UPHOLSTERIES
IN STOCK:**



BLK Black
Leather-Soft Vinyl™
(NOR-CAREPLUSBLK)



OX Oxblood Vinyl
(NOR-OXBVINYL)



#294OX 
Pictured in Oxblood Vinyl



#294BLK 
Pictured in Black
Leather-Soft Vinyl™

Charleston **COLLECTION** by OfficeSource®



#20221



EXECUTIVE HIGH BACK W/PLASTIC WOODEN ARMS & BASE SKU: 20221

- Bonded leather w/matching pvc back & sides
- High density foam for support
- Overall filled polyester on seat for extra softness
- Heavily padded armrests

Overall: 28½"W x 32"D x 45-47¾"H

Seat: 22½"W x 19½"D x 21-24"H

List: \$799.00

FUNCTIONS: Pneumatic Seat Height,
360-Degree Swivel, Swivel/Tilt Control,
Tilt Lock


CHARLESTON UPHOLSTERY IN STOCK:



BLK Black
Bonded Leather
(PER-BL01BLK)



Arm Detail



Base Detail



#20221



#20271



EXECUTIVE HIGH BACK, TUFTED SEAT & BACK W/PLASTIC WOODEN ARMS & BASE SKU: 20271

- Bonded leather w/matching pvc back & sides
- High density foam for support
- Overall filled polyester on seat for extra softness
- Heavily padded armrests

Overall: 28½"W x 32"D x 47-49¾"H

Seat: 23"W x 18½"D x 20½-23¼"H


List: \$779.00

FUNCTIONS: Pneumatic Seat Height,
360-Degree Swivel, Swivel/Tilt Control,
Tilt Lock

CHARLESTON UPHOLSTERY IN STOCK:



BLK Black
Bonded Leather
(PER-BL01BLK)



Arm Detail



Base Detail



#20271

Bradley *COLLECTION* by OfficeSource®



#74011



OfficeSource®
05030

EXECUTIVE HIGH BACK W/CHROME FRAME

SKU: 74011CHM ★

• Unique plastic headrest for extra support
Overall: 25¾"W x 30½"D x 46½-49¼"H
Seat: 21½"W x 20"D x 20-23"H
List: \$749.00

FUNCTIONS: Pneumatic Seat Height, 360 Degree Swivel, Swivel/Tilt Control, Tilt Lock, Tilt-Tension, Adjustable Lumbar

BRADLEY UPHOLSTERIES IN STOCK:



BLK Black
Bonded Leather
(PER-BL01BLK)



GRY Gray
Bonded Leather
(PER-BL18GRY)



Gold Stars Indicate
Product New for 2019.

Spencer *COLLECTION* by OfficeSource®



#1265



#1245



MATCHING GUEST



See Hospitality Section
For Details

EXECUTIVE HIGH BACK W/MAHOGANY FRAME SKU: 1265

Overall: 27"W x 28"D x 46-49½"H
Seat: 21"W x 20½"D x 19-22½"H
List: \$509.00

FUNCTIONS: Pneumatic Seat Height, 360-Degree Swivel, Swivel/Tilt Control, Tilt Lock, Tilt-Tension

EXECUTIVE MID BACK W/MAHOGANY FRAME SKU: 1245

Overall: 27"W x 28"D x 37-40"H
Seat: 21"W x 20½"D x 20-23"H
List: \$489.00

FUNCTIONS: Pneumatic Seat Height, 360-Degree Swivel, Swivel/Tilt Control, Tilt Lock, Tilt-Tension

SPENCER UPHOLSTERY IN STOCK:



BLK Black
Leather-Soft Vinyl™
(NOR-CAREPLUSBLK)



Tre **COLLECTION** by OfficeSource®

EXECUTIVE HIGH BACK W/CHROME FRAME

SKU: 50811KT ★

Overall: 22 $\frac{1}{16}$ "W x 26 $\frac{3}{8}$ "D x 41 $\frac{3}{4}$ -44 $\frac{7}{8}$ "H

Seat: 19 $\frac{1}{2}$ "W x 18 $\frac{1}{2}$ "D x 18 $\frac{1}{2}$ -21 $\frac{1}{4}$ "H

List: \$789.00

FUNCTIONS: Pneumatic Seat Height,
360-Degree Swivel, Knee-Tilt Control,
Tilt Lock, Tilt-Tension

EXECUTIVE MID BACK W/CHROME FRAME

SKU: 50821KT ★

Overall: 22 $\frac{1}{16}$ "W x 26 $\frac{3}{8}$ "D x 38 $\frac{3}{16}$ -40 $\frac{1}{16}$ "H

Seat: 19 $\frac{1}{2}$ "W x 18 $\frac{1}{2}$ "D x 18 $\frac{1}{2}$ -21 $\frac{1}{4}$ "H

List: \$719.00

FUNCTIONS: Pneumatic Seat Height,
360-Degree Swivel, Knee-Tilt Control,
Tilt Lock, Tilt-Tension



MATCHING GUEST



See Hospitality Section
For Details


TRE - UPHOLSTERIES IN STOCK:



BLK Black
Bonded Leather
(PER-BL01BLK)




GRY Gray
Leathertek
(PER-BL18GRY)



WHT White
Leathertek
(PER-V260WHT)

CHAIR OPTION



ARM SLEEVE
SKU: 50800AC
List: \$54.00



#50811KTBLK



#50811KTGRY



#50821KTWHT



Tre Lite *COLLECTION* by OfficeSource®

Tre Lite Collection - Upholsteries In Stock:

BLK Black Bonded Leather (PER-BL01BLK), **GRY** Gray (PER-BL18GRY)
& **WHT** White Leathertek (PER-V260WHT)



#60811BLK

EXECUTIVE HIGH BACK W/CHROME FRAME

SKU: 60811

Overall: 22 $\frac{1}{6}$ "W x 26 $\frac{3}{8}$ "D x 41 $\frac{3}{4}$ -44 $\frac{7}{8}$ "H

Seat: 19 $\frac{5}{32}$ "W x 18 $\frac{1}{2}$ "D x 18 $\frac{1}{2}$ -21 $\frac{1}{4}$ "H

List: \$649.00

FUNCTIONS: Pneumatic Seat Height,
360-Degree Swivel, Swivel/Tilt Control,
Tilt Lock, Tilt-Tension



#60821GRY

EXECUTIVE MID BACK W/CHROME FRAME

SKU: 60821

Overall: 22 $\frac{1}{6}$ "W x 26 $\frac{3}{8}$ "D x 38 $\frac{3}{16}$ -40 $\frac{15}{16}$ "H

Seat: 19 $\frac{5}{32}$ "W x 18 $\frac{1}{2}$ "D x 18 $\frac{1}{2}$ -21 $\frac{1}{4}$ "H

List: \$589.00

FUNCTIONS: Pneumatic Seat Height,
360-Degree Swivel, Swivel/Tilt Control,
Tilt Lock, Tilt-Tension



#70821WHT

ARMLESS EXECUTIVE MID BACK W/CHROME FRAME

SKU: 70821


Overall: 22 $\frac{1}{6}$ "W x 26 $\frac{3}{8}$ "D x 38 $\frac{3}{16}$ -40 $\frac{15}{16}$ "H

Seat: 19 $\frac{5}{32}$ "W x 18 $\frac{1}{2}$ "D x 18 $\frac{1}{2}$ -21 $\frac{1}{4}$ "H

List: \$519.00

FUNCTIONS: Pneumatic Seat Height,
360-Degree Swivel, Swivel/Tilt Control,
Tilt Lock, Tilt-Tension

CHAIR OPTION



ARM SLEEVE
SKU: 50800AC
List: \$54.00



#60811WHT



#60821BLK



#70821GRY

MATCHING GUEST



See Hospitality Section
For Details

Merak **COLLECTION** by OfficeSource®

These attractive chairs combine form & function in a clean contemporary design. The adjustable height, Leather-Soft Vinyl™ upholstery, chrome armrests, 360 degree swivel, and 5 point chrome rolling base with castors add to its features making it fit for any office situation.

OfficeSource®
05030

LARGE 27" CHROME BASE!
On Both the High & Mid Back
Chairs Provide Added Stability

MATCHING GUEST



See Hospitality Section
For Details



#1501CHMBLK
Pictured in Black



#1501CHMGY
Pictured in Gray



NEW!
UPHOLSTERY

#1501CHWHT
Pictured in White

EXECUTIVE HIGH BACK W/CHROME FRAME

SKU: 1501CHM

Overall: 27"W x 29"D x 43¼-46¾"H

Seat: 20¼"W x 21½"D x 20-23"H

List: \$579.00

FUNCTIONS: Pneumatic Seat Height,
360-Degree Swivel, Swivel/Tilt Control,
Tilt Lock, Tilt-Tension



#1505CHMBLK
Pictured in Black



NEW!
UPHOLSTERY

#1505CHMGY
Pictured in White

EXECUTIVE MID BACK W/CHROME FRAME

SKU: 1505CHM

Overall: 27"W x 27"D x 37-41"H

Seat: 19"W x 20"D x 20-23"H

List: \$569.00

FUNCTIONS: Pneumatic Seat Height,
360-Degree Swivel, Swivel/Tilt Control,
Tilt Lock, Tilt-Tension




MERAK UPHOLSTERIES IN STOCK:



BLK Black
Leather-Soft Vinyl™
(NOR-CAREPLUSBLK)



GRY Gray
Leather-Soft Vinyl™
(NOR-CAREPLUSGRY)



NEW! WHT White
Leather-Soft Vinyl™
(NOR-CAREPLUSWHT)

Boxero **COLLECTION** by OfficeSource®

The contemporary design of Boxero brings style and function to any office environment. Beautiful chrome frame upholstered in black or gray Leather-Soft Vinyl™.

OfficeSource®
05030



EXECUTIVE HIGH BACK W/CHROME FRAME

SKU: 1401

Overall: 23¼"W x 29¼"D x 40¾-43¾"H

Seat: 19¼"W x 19¼"D x 19-22"H

List: \$419.00

FUNCTIONS: Pneumatic Seat Height, 360-Degree Swivel, Swivel/Tilt Control, Tilt Lock, Tilt-Tension



BOXERO UPHOLSTERIES IN STOCK:




BLK Black
Leather-Soft Vinyl™
(NOR-CAREPLUSBLK)



GRY Gray
Leather-Soft Vinyl™
(NOR-CAREPLUSGRY)

Studio **COLLECTION** by OfficeSource®

Improve your workspace with the Studio Collection by OfficeSource®. This high back chrome arm chair is highlighted with attractive horizontal stitching. Designed for the modern office, the Studio Collection offers great back support and tension control that allows for easy back position adjustments.



MID BACK CHAIR W/CHROME FRAME

SKU: 696

Overall: 27"W x 30"D x 40-43"H

Seat: 19¾"W x 19"D x 38½-41½"H

List: \$379.00

FUNCTIONS: Pneumatic Seat Height, 360-Degree Swivel, Swivel/Tilt Control, Tilt Lock, Tilt-Tension

STUDIO UPHOLSTERIES IN STOCK:




BLK Black
Leather-Soft Vinyl™
(NOR-CAREPLUSBLK)



GRY Gray
Leather-Soft Vinyl™
(NOR-CAREPLUSGRY)



RED Red
Leather-Soft Vinyl™
(NOR-CAREPLUSRED)



WHT White
Leather-Soft Vinyl™
(NOR-CAREPLUSWHT)

MATCHING GUEST



See Hospitality
Section For Details



#3265CHM 



#3245CHM 

**EXECUTIVE HIGH BACK
W/CHROME FRAME**

SKU: 3265CHM

Overall: 27"W x 32¼"D x 43-46"H

Seat: 20½"W x 19½"D x 18-21"H

List: \$629.00

FUNCTIONS: Pneumatic Seat Height,
360-Degree Swivel, Swivel/Tilt Control,
Tilt Lock, Tilt-Tension

**EXECUTIVE MID BACK
W/CHROME FRAME**

SKU: 3245CHM

Overall: 27"W x 30"D x 38½ -41½"H

Seat: 20½"W x 19½"D x 18-21"H

List: \$599.00

FUNCTIONS: Pneumatic Seat Height,
360-Degree Swivel, Swivel/Tilt Control,
Tilt Lock, Tilt-Tension

**INDULGE
UPHOLSTERY
IN STOCK:**



BLK Black
Leather-Soft Vinyl™
(NOR-CAREPLUSBLK)


Prestige **COLLECTION** by OfficeSource®

**THIN
PROFILE
DESIGN**



#7765 



#7745 

**EXECUTIVE HIGH BACK
W/CHROME FRAME**

SKU: 7765BLK

Overall: 27"W x 29½"D x 45-48"H

Seat: 20"W x 20"D x 19-22"H

List: \$649.00

FUNCTIONS: Pneumatic Seat Height,
360-Degree Swivel, Knee Tilt, Tilt Lock,
Tilt-Tension

**EXECUTIVE MID BACK
W/CHROME FRAME**

SKU: 7745BLK

Overall: 27"W x 28"D x 38-41"H

Seat: 20"W x 20"D x 19-22"H

List: \$599.00

FUNCTIONS: Pneumatic Seat Height,
360-Degree Swivel, Knee Tilt, Tilt Lock,
Tilt-Tension

**PRESTIGE
UPHOLSTERY
IN STOCK:**



BLK Black
Leather-Soft Vinyl™
(NOR-CAREPLUSBLK)

Provident **COLLECTION** by OfficeSource®

Imperial **COLLECTION** by OfficeSource®



#70101



EXECUTIVE HIGH BACK CHAIR W/BLACK FRAME SKU: 70101

Overall: 25¼"W x 27½"D x 41½-44"H
Seat: 20½"W x 19¾"D x 17½-21"H
List: \$279.00

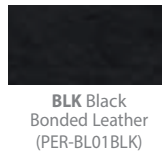
FUNCTIONS: Pneumatic Seat Height,
360-Degree Swivel, Tilt Lock, Tilt-Tension

EXECUTIVE HIGH BACK CHAIR W/BLACK FRAME SKU: 11601BLK

Overall: 25¾"W x 27¾"D x 43¾-47¾"H
Seat: 21"W x 21"D x 19-23"H
List: \$309.00


FUNCTIONS: Pneumatic Seat Height, 360-Degree
Swivel, Tilt-Tension

PROVIDENT UPHOLSTERY IN STOCK:



BLK Black
Bonded Leather
(PER-BL01BLK)

IMPERIAL UPHOLSTERY IN STOCK:



BLK Black PU
(QIA-EVOBLKPU)



#11601BLK



#1201BLK



Advantage **COLLECTION** by OfficeSource®

EXECUTIVE HIGH BACK CHAIR W/BLACK FRAME SKU: 1201BLK

Overall: 24"W x 26¼"D x 40¼-44"H
Seat: 19¾"W x 18¼"D x 18¾-22¼"H
List: \$289.00

FUNCTIONS: Pneumatic Seat Height,
360-Degree Swivel, Tilt Lock, Tilt-Tension

EXECUTIVE MID BACK CHAIR W/BLACK FRAME SKU: 1206BLK

Overall: 24"W x 26¼"D x 37¼-40¾"H
Seat: 19¾"W x 18¼"D x 18½-22"H
List: \$279.00

FUNCTIONS: Pneumatic Seat Height,
360-Degree Swivel, Tilt Lock, Tilt-Tension

ADVANTAGE UPHOLSTERY IN STOCK:



BLK Black
Leather-Soft Vinyl™
(NOR-CAREPLUSBLK)



#1206BLK



Sierra **COLLECTION** by OfficeSource®

EXECUTIVE HIGH BACK W/BLACK FRAME SKU: 10311BLK

Overall: 26½"W x 28"D x 41½-44"H
Seat: 20¼"W x 21"D x 18½-21¼"H
List: \$459.00

FUNCTIONS: Pneumatic Seat Height,
360-Degree Swivel, Tilt Lock, Tilt-Tension

EXECUTIVE MID BACK W/BLACK FRAME SKU: 10321BLK

Overall: 26½"W x 28"D x 38½-41½"H
Seat: 21¼"W x 21"D x 18½-21¼"H
List: \$419.00

FUNCTIONS: Pneumatic Seat Height,
360-Degree Swivel, Tilt Lock, Tilt-Tension

**SIERRA
UPHOLSTERY
IN STOCK:**



BLK Black
Bonded Leather
(PER-BL01BLK)



#10321BLK

**SIERRA FEATURES DOUBLE
CUSHIONED SEAT & BACKS!**



#10311BLK



**PADDED
ARM CAPS**

Whistler **COLLECTION** by OfficeSource®

EXECUTIVE HIGH BACK W/BLACK FRAME SKU: 7111

Overall: 25¼"W x 26"D x 39½-42"H
Seat: 20"W x 20"D x 17¾-21"H
List: \$439.00

FUNCTIONS: Pneumatic Seat Height,
360-Degree Swivel, Swivel/Tilt Control,
Tilt Lock, Tilt-Tension

EXECUTIVE MID BACK W/BLACK FRAME SKU: 5041 ★

Overall: 25½"W x 26"D x 37-40"H
Seat: 20½"W x 19"D x 17¾-20½"H
List: \$329.00

FUNCTIONS: Pneumatic Seat Height,
360-Degree Swivel, Tilt Lock, Tilt-Tension

**WHISTLER
UPHOLSTERY
IN STOCK:**



BLK Black
(PER-PU15BLK)

**PHINDA
UPHOLSTERY
IN STOCK:**



BLK Black
(PER-PU15BLK)



Contrast Stitching



#7111

Phinda **COLLECTION** by OfficeSource®

★ **NEW!**



#5041



Gold Stars Indicate
Product New for 2019.

Dawson COLLECTION

LA-Z-BOY EXECUTIVE CHAIR W/SILVER FRAME

SKU: 49328

- Premium ComfortCore® Plus with memory foam seat construction
- Upholstered in commercial grade black bonded leather
- Durable arms and base in a silver finish
- Cable actuated center pivot seat plate for height and tilt adjustment
- Meets or exceeds BIFMA testing standards and supports up to 300 lbs.
- ACA endorsed office seating
- 10-Year limited warranty

Overall: 27"W x 30"D x 43¼-46¼"H

Seat: 22½"W x 19¾"D x 20-23"H

List: \$539.00

FUNCTIONS: Pneumatic Seat Height,
360-Degree Swivel

**DAWSON
UPHOLSTERY
IN STOCK:**



BLK Black
Bonded Leather
(TRU-BLK)



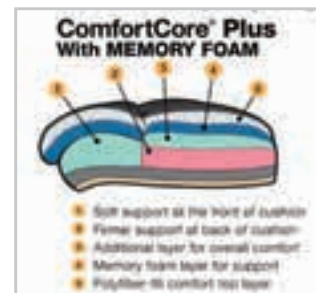
#49328



PROFILE



FRONT



Skylar COLLECTION

LA-Z-BOY EXECUTIVE CHAIR W/ALUMINUM BASE

SKU: 49330

- Premium ComfortCore® Plus with memory foam seat construction
- Upholstered in commercial grade black or gray bonded leather
- Durable aluminum base. Pneumatic lift with tilt, lock, and height adjust
- Meets or exceeds BIFMA testing standards and supports up to 300 lbs
- ACA endorsed office seating
- 10-Year limited warranty

Overall: 31¾"W x 30¼"D x 42¾-45¾"H

Seat: 20¼"W x 19½"D x 19¼-22¼"H

List: \$589.00

FUNCTIONS: Pneumatic Seat Height, 360-Degree
Swivel, Tilt Lock, Tilt-Tension

**SKYLAR
UPHOLSTERIES IN STOCK:**



BLK Black
Bonded Leather
(TRU-BLK)



GRY Gray
Bonded Leather
(TRU-070)



#49330GRY
Pictured in Gray
Bonded Leather



#49330BLK
Pictured in Black
Bonded Leather



**EXECUTIVE, HIGH BACK CHAIR
W/SMOKE GRAY FRAME**

SKU: 49362

- Shiatsu roller massage technology massages your back as you rock back and forth promoting spinal wellness and circulation
- Upholstered in commercial grade black bonded leather
- Integrated arm fingertip control for seat height and tilt lock adjustment
- ACA endorsed office seating
- 5-Year limited warranty

Overall: 27½"W x 30"D x 43½-46½"H

Seat: 21"W x 20"D x 18½-21¼"H

List: \$849.00

FUNCTIONS: Pneumatic Seat Height,
360-Degree Swivel, Tilt Lock, Tilt-Tension

**49362
UPHOLSTERY
IN STOCK:**



BLK Black
Bonded Leather
(TRU-BLK)

WHAT IT DOES

- Massages your back as you rock back and forth
- Promotes spinal wellness and circulation
- Keeps you moving and active while you sit

WHY IT DOES IT

- Static posture creates discomfort and pain
- Spine movement is key for healthy back
- Different people want different levels of pressure

HOW IT DOES IT

- The internal mechanism provides a shiatsu massage motion
- The mechanism is activated by the users motion and there is no need for batteries or external power
- The side level adjustment controls the level of pressure



**EXECUTIVE, HIGH BACK CHAIR
W/SILVER FRAME**

SKU: 49332

- Incite 3D technology is a fully articulating backrest offering continuous lumbar support at any angle
- Upholstered in commercial grade black bonded leather
- Flip up cantilever arms
- Pneumatic lift with tilt tension adjustment and lockout feature
- ACA endorsed office seating
- 5-Year limited warranty

Overall: 29¼"W x 30"D x 43½-47¼"H

Seat: 23"W x 19"D x 19½-23¼"H

List: \$729.00

FUNCTIONS: Pneumatic Seat Height,
360-Degree Swivel, Tilt Lock, Tilt-Tension

**49332
UPHOLSTERY
IN STOCK:**



BLK Black
Bonded Leather
(TRU-BLK)

WHAT IT DOES

- Maintains an ideal spine curvature
- Offers evenly distributed support while you move
- Follows your every move as you work

WHY IT DOES IT

- Each specific activity requires a different posture state
- Support requirements change as we move and work
- We do not remain static throughout the day

HOW IT DOES IT

- The incite 3D back has a central pivoting hub that allows it to flex in all axis
- Its ability to follow your back at all angles offers unparalleled support
- It's self adjusting and requires no user input





**TASK, MID BACK CHAIR
W/BLACK FRAME**

SKU: 49331

- Perch lumbar technology provides back support while perching. With the simple touch of the fingertip control, the back will move forward to support you at any sitting position
- Upholstered in commercial grade black bonded leather
- Height adjustable arms with solid pu arm pads
- Durable black nylon base
- Meets BIFMA testing standards and supports up to 275 lbs
- ACA endorsed office seating
- 5-Year limited warranty

Overall: 26¼"W x 29"D x 38¾-41¾"H

Seat: 19¼"W x 18"D x 19½-22½"H

List: \$629.00

FUNCTIONS: Pneumatic Seat Height, 360-Degree Swivel, Tilt Lock, Tilt-Tension

**49331
UPHOLSTERY IN STOCK:**



BLK Black
Bonded Leather
(TRU-BLK)

**MESH CHAIR W/INFINITE SUPPORT
TECHNOLOGY W/BLACK FRAME**

SKU: 49335

- Breathable mesh seat and back
- Perch lumbar technology provides back support while perching. With the simple touch of the arm lever, the back will move forward to support you at any sitting position
- Flip up cantilever arms
- Butterfly synchro mechanism
- ACA endorsed office seating
- 5-Year Limited Warranty

Overall: 26¾"W x 26"D x 37¼-41"H

Seat: 20½"W x 16"D x 18-21¾"H

List: \$679.00

FUNCTIONS: Pneumatic Seat Height, 360-Degree Swivel, Tilt Lock, Tilt-Tension

**49335
UPHOLSTERY IN STOCK:**



BLK Black Mesh
(TRU-3195)

WHAT IT DOES

- Provide lumbar support no matter how far forward you sit
- Ensures proper back support while you perch
- Provides an infinite number of back angle positions

WHY IT DOES IT

- We all shift forward in our seats as our tasks intensify
- Eliminates the need for pillows or support cushions
- An unsupported back might lead to pain and discomfort

HOW IT DOES IT

- The infinite support will extend to reach your lumbar with the push of a button
- Back angle can be adjusted to any angle
- The perfect curvature of the back is designed to hit the right spot at any angle



WHAT IT DOES

- Provide lumbar support no matter how far forward you sit
- Ensures proper back support while you perch
- Provides an infinite number of back angle positions

WHY IT DOES IT

- We all shift forward in our seats as our tasks intensify
- Eliminates the need for pillows or support cushions
- An unsupported back might lead to pain and discomfort

HOW IT DOES IT

- The infinite support will extend to reach your lumbar with the push of a button
- Back angle can be adjusted to any angle
- The perfect curvature of the back is designed to hit the right spot at any angle





#49333

Weston COLLECTION

LA-Z-BOY EXECUTIVE ADJUSTABLE AIR CHAIR W/SILVER FRAME SKU: 49333

- Upholstered in commercial grade black bonded leather
- Premium ComfortCore® Plus with memory foam seat construction
- Adjustable AIR™ Technology promotes active movement and neutral posture
- Durable arms and base in a silver finish
- Cable actuated center pivot seat plate for height and tilt adjustment
- 350 lbs. BIFMA Rated
- ACA endorsed office seating

Overall: 28½"W x 32½"D x 45-48"H

Seat: 22½"W x 19¼"D x 20-23"H

List: \$699.00

FUNCTIONS: Pneumatic Seat Height,
360-Degree Swivel, Lumbar Adjustment

WESTON UPHOLSTERY IN STOCK:



BLK Black
Bonded Leather
(TRU-BLK)

WHAT IT DOES

- Air Technology helps maintain proper body alignment
- Its flexible and adjustable structure promotes spinal movement
- Increased airflow for heat and moisture dissipation

WHY IT DOES IT

- Slouching is bad for you
- A body at rest is an unhealthy body
- Regular leather chairs can be hot and uncomfortable

HOW IT DOES IT

- The suspension lumbar does not rely on typical foam construction and it is adjustable for a custom fit
- The pivoting lumbar support allows for motion and flexibility
- Perforated materials allow for better air circulation



ARM
DETAIL

Marco COLLECTION by OfficeSource®

HIGH BACK MODERN EXECUTIVE CHAIR W/WHITE FRAME

SKU: 3201BLK ★

- Plastic white shell back
- Contemporary back seat cushion design
- Spring tilt cushion

Overall: 24¾"W x 28½"D x 45¼-48¼"H

Seat: 20"W x 20½"D x 18-21"H

List: \$549.00

FUNCTIONS: Pneumatic Seat Height,
360-Degree Swivel, Tilt Lock, Tilt Tension



CHAIR BACK

Bowery COLLECTION by OfficeSource®

EXECUTIVE MID CENTURY MODERN CHAIR W/CHROME FRAME

SKU: 7601BLK ★

- Unique resimercial design
- High chrome base

Overall: 25"W x 29¾"D x 34½-37"H

Seat: 18½"W x 18½"D x 19-21½"H

List: \$749.00

FUNCTIONS: Pneumatic Seat Height,
360-Degree Swivel, Tilt Lock, Tilt Tension

OfficeSource®

05030



#7601BLK
Pictured in Black
Leather-Soft Vinyl™

**MARCO & BOWERY
UPHOLSTERY IN STOCK:**



BLK Black
Leather-Soft Vinyl™
(NOR-CAREPLUSBLK)



Gold Stars Indicate
Product New for 2019.

#3201BLK

Pictured in Black
Leather-Soft Vinyl™



Profile **COLLECTION** by OfficeSource®

The Profile Collection by OfficeSource® is upholstered in beautiful commercial grade black bonded leather. This chair is both stylish and comfortable.



#49334

STANDARD FEATURES

- Upholstered in commercial grade black bonded leather
- Auto-return gas cylinder
- Four-star metal base
- ACA endorsed office seating
- 5-Year limited warranty

HIGH BACK, COLLABORATIVE CHAIR W/METAL BASE


SKU: 49334

Overall: 35"W x 33¼"D x 44"H

Seat: 22"W x 19½"D x 20"H

List: \$1,059.00

FUNCTIONS: 360-Degree Swivel, Swivel/Tilt Control



**PROFILE
UPHOLSTERY
IN STOCK:**



BLK Black
Bonded Leather
(LF-BONDLTHER)

★ **NEW!**

**WEIGHT
CAPACITY
400 LBS**



#21041CHM

Big & Tall **COLLECTION** by OfficeSource®

BIG & TALL, EXECUTIVE HIGH BACK CHAIR W/CHROME FRAME

SKU: 21041CHM ★

WEIGHT CAPACITY: 400 LBS

- Black bonded leather with matching pvc upholstery
- High density cut foam
- Chrome armrest with soft pad
- Heavy-duty butterfly mechanism, tilt & lock at start position

Overall: 28½"W x 31"D x 44¼-47"H

Seat: 24"W x 22½"D x 21-24"H

List: \$799.00

FUNCTIONS: Pneumatic Seat Height, 360 Degree Swivel, Swivel/Tilt Control, Tilt Lock, Tilt-Tension

**BIG & TALL
UPHOLSTERY
IN STOCK:**



BLK Black
Bonded Leather
(PER-BL01BLK)

**BEAUTIFUL
COMMERCIAL GRADE
BLACK BONDED
LEATHER!**



Gold Stars Indicate
Product New for 2019.

DON'T FORGET CHAIRMATS...

A BETTER WAY TO WORK

See Accessories Section For
Complete Selection





**WEIGHT
CAPACITY
400 LBS!**

**BIG & TALL EXECUTIVE CHAIR
W/BLACK FRAME**

SKU: 54011BLK

WEIGHT CAPACITY: 400 LBS

Overall: 30½"W x 30½"D x 45-47¾"H

Seat: 22"W x 20"D x 19½-21½"H

List: \$769.00

FUNCTIONS: Pneumatic Seat Height,
360-Degree Swivel, Swivel/Tilt Control, Tilt Lock,
Tilt-Tension, Height/Width Adjustable Arms

**BIG & TALL HIGH BACK CHAIR
W/BLACK BASE**

SKU: 44088A

WEIGHT CAPACITY: 400 LBS

Overall: 28¾"W x 27¼"D x 41¼-44"H

Seat: 22"W x 18½"D x 17¾-20¾"H

List: \$719.00

FUNCTIONS: Pneumatic Seat Height,
360-Degree Swivel, Swivel/Tilt Control,
Tilt Lock, Tilt-Tension, Height Adjustable Arms

**54011BLK
UPHOLSTERY
IN STOCK:**



BLK Black
Bonded Leather
(PER-BL01BLK)

**44088A
UPHOLSTERY
IN STOCK:**



BLK Black Seat
w/Black Mesh Back
(PER-F58)



**WEIGHT
CAPACITY
400 LBS!**



**WEIGHT
CAPACITY
400 LBS!**

Ratchet Back

**24/7 EXECUTIVE HIGH BACK CHAIR
W/BLACK STEEL BASE**

SKU: 12501

WEIGHT CAPACITY: 400 LBS

Overall: 28¾"W x 25½"D x 43¾-47½"H

Seat: 22"W x 20½"D x 20-23½"H

List: \$929.00

FUNCTIONS: Pneumatic Seat Height, 360-Degree
Swivel, Swivel/Tilt Control, Tilt Lock, Height
Adjustable Arms

**BIG & TALL, EXECUTIVE
HIGH BACK CHAIR
W/BLACK STEEL BASE**

SKU: 11922ONX

WEIGHT CAPACITY: 400 LBS

Overall: 29¾"W x 27½"D x 40-43"H

Seat: 20¾"W x 22¾"D x 17¾-23½"H

List: \$619.00

FUNCTIONS: Pneumatic Seat Height, 360-Degree
Swivel, Swivel/Tilt Control, Tilt Lock, Tilt-Tension

**12501
UPHOLSTERY
IN STOCK:**



BLK Black
(QIA-QT001)

**11922ONX
UPHOLSTERY
IN STOCK:**



BLK Onyx
(NOR-BL0084)



**WEIGHT
CAPACITY
400 LBS!**



**WEIGHT
CAPACITY
400 LBS!**

**BIG & TALL EXECUTIVE
W/SILVER HEAVY DUTY METAL BASE
SKU: 993BLK**

WEIGHT CAPACITY: 400 LBS

Overall: 26"W x 31"D x 43½-46½"H

Seat: 21½"W x 18"D x 19½-22½"H

List: \$649.00

FUNCTIONS: Pneumatic Seat Height, 360-Degree Swivel, Swivel/Tilt Control, Tilt Lock, Tilt-Tension

**BIG & TALL, EXECUTIVE
HIGH BACK CHAIR
W/BLACK FRAME
SKU: 991**

WEIGHT CAPACITY: 400 LBS

Overall: 33½"W x 31"D x 43-45½"H

Seat: 22½"W x 21"D x 20¼-23"H


List: \$689.00

FUNCTIONS: Pneumatic Seat Height, 360-Degree Swivel, Swivel/Tilt Control, Tilt Lock, Tilt-Tension

**BIG & TALL
UPHOLSTERIES IN STOCK:**



BLK Black Leather
(NOR-LTHRPLUSBK)



BRN Brown
Bomber Leather
(NOR-LTHRBRN)
(991 Only)



**WEIGHT
CAPACITY
400 LBS!**



MATCHING GUEST



See Hospitality
Section For Details



**WEIGHT
CAPACITY
450 LBS!**

**BIG & TALL HIGH BACK,
MULTI-FUNCTION CHAIR
W/BLACK STEEL BASE
SKU: 11781BLK**

WEIGHT CAPACITY: 450 LBS

Overall: 27¾"W x 21¾"D x 40½-44½"H

Seat: 19½"W x 20¾"D x 19-23"H

List: \$959.00

FUNCTIONS: Pneumatic Seat Height, 360-Degree Swivel, Swivel/Tilt Control, Tilt Lock, Height Adjustable Arms

**BIG & TALL MESH TASK CHAIR
W/BLACK STEEL HEAVY-DUTY BASE
SKU: 11701**

WEIGHT CAPACITY: 400 LBS

Overall: 26¾"W x 23¾"D x 39¾-44"H

Seat: 21½"W x 20"D x 20-24¾"H

List: \$619.00

FUNCTIONS: Pneumatic Seat Height, 360-Degree Swivel, Swivel/Tilt Control, Tilt Lock, Tilt-Tension

**11781BLK
UPHOLSTERY
IN STOCK:**



BLK Black Seat
w/Black Mesh Back
(QIA-QT001)

**11701
UPHOLSTERY
IN STOCK:**



BLK Black Airmesh Seat
w/Black Mesh Back
(QIA-EVOMESH)



**WEIGHT
CAPACITY
400 LBS!**





When you spend many hours sitting and playing your favorite game, the last thing you want to be is uncomfortable. OfficeSource® now offers two premium PC gaming chairs that are extremely comfortable for extended periods of time. Chairs feature upholstered bonded two-tone leather.

★ **NEW!**

Renegade **RAIDER** by OfficeSource®

**HIGH BACK, GAMING CHAIR
W/BLACK FRAME**

SKU: 37801 ★

- Upholstered in bonded leather with matching PVC
- Two-tone back & seat cushions
- Recline angle to 135°
- Height adjustable arms
- Butterfly mechanism with adjustment for locking
- BIFMA standard
- TB117-2013 fire retardant
- R350 nylon base with red decorative covers/50R PA casters

Overall: 27½"W x 30"D x 50¼"H

Seat: 22"W x 20¼"D x 17-20"H

List: \$579.00

FUNCTIONS: Pneumatic Seat Height, 360 Degree Swivel, Swivel/Tilt Control, Tilt Lock, Tilt-Tension

**RENEGADE
UPHOLSTERY
IN STOCK:**



Black & Red Bonded Leather
(PER-BLKBL01/REDV85)



#37801

★ **NEW!**

Blue **STRIKER** by OfficeSource®

**HIGH BACK, GAMING CHAIR
W/BLACK FRAME**

SKU: 36801 ★

- Upholstered in bonded leather with matching PVC
- Two-tone back & seat cushions
- Diamond tufted back cushion
- Flip-arm with pad
- Butterfly mechanism
- BIFMA standard
- TB117-2013 fire retardant
- R350 nylon base/50R PA casters

Overall: 28"W x 22"D x 44-47"H

Seat: 20"W x 20"D x 17½-20¼"H

List: \$439.00

FUNCTIONS: Pneumatic Seat Height, 360 Degree Swivel, Swivel/Tilt Control, Tilt Lock, Tilt-Tension, Lumbar Adjustment, Height Adjustable Arms

**BLUE STRIKER
UPHOLSTERY
IN STOCK:**



Black & Blue Bonded Leather
(PER-BLKBL01/BLUV43)



#36801

★ Gold Stars Indicate
Product New for 2019.



**MAKE ANY OFFICE SETTING
STYLISH & FUNCTIONAL WITH
OUR BENCHING CABINETS!**

Benching Cabinets by OfficeSource®

Choose Your Cabinet Base Style!



#830BF

2 DRAWER METAL FILE

SKU: 830BF

30"W x 19"D x 20"H

List: \$819.00

2 DRAWER METAL FILE

SKU: 836BF

36"W x 19"D x 20"H

List: \$899.00



#830BF
w/#83CASTERS



#830BF
w/#83SL



#83000

BOOKCASE W/1 SHELF

SKU: 83000

30"W x 19"D x 20"H

List: \$559.00

BOOKCASE W/1 SHELF

SKU: 83600

36"W x 19"D x 20"H

List: \$619.00



#83000
w/#83CASTERS




#83000
w/#83SL

BENCHING - FINISHES IN STOCK:



SI Silver



WHT White

Corridor Lockers by OfficeSource®

OfficeSource®
05030

Top Tier corridor locker is a cost-effective option for schools, healthcare facilities, employee lockers, and for general use. Our lockers are produced with durable 16 gauge doors and frames, 24 gauge bodies, and come standard with 6" legs. Recessed handles on 1-3 tier. 6 tier locker has a pull hasp. Lockers come with a durable powder coat finish in Khaki (K) and Battleship Gray (G) in same color throughout. Midnight (M) and Raven (R) lockers come with neutral Khaki interiors.

SO = SPECIAL ORDER

1-WIDE LOCKER

MODEL #	DESCRIPTION	DIMENSION	WEIGHT	LIST PRICE
SOQ1R1212721A	1 Tier, assembled	12"W x 12"D x 72"H	55 lbs.	\$561.00
SOQ1R1215721A	1 Tier, assembled	12"W x 15"D x 72"H	59 lbs.	\$587.00
SOQ1R1218721A	1 Tier, assembled	12"W x 18"D x 72"H	63 lbs.	\$624.00
SOQ1R1515721A	1 Tier, assembled	15"W x 15"D x 72"H	63 lbs.	\$631.00
SOQ1R1518721A	1 Tier, assembled	15"W x 18"D x 72"H	70 lbs.	\$667.00
SOQ1R1818721A	1 Tier, assembled	18"W x 18"D x 72"H	76 lbs.	\$700.00
SOQ2R1212721A	2 Tier, assembled	12"W x 12"D x 36"H	56 lbs.	\$630.00
SOQ2R1215721A	2 Tier, assembled	12"W x 15"D x 36"H	60 lbs.	\$667.00
SOQ2R1218721A	2 Tier, assembled	12"W x 18"D x 36"H	64 lbs.	\$693.00
SOQ2R1515721A	2 Tier, assembled	15"W x 15"D x 36"H	67 lbs.	\$707.00
SOQ2R1518721A	2 Tier, assembled	15"W x 18"D x 36"H	70 lbs.	\$740.00
SOQ3R1212721A	3 Tier, assembled	12"W x 12"D x 24"H	58 lbs.	\$700.00
SOQ3R1215721A	3 Tier, assembled	12"W x 15"D x 24"H	62 lbs.	\$725.00
SOQ6R1212721A	6 Tier Box, assembled	12"W x 12"D x 12"H	60 lbs.	\$740.00
SOQ6R1215721A	6 Tier Box, assembled	12"W x 15"D x 12"H	66 lbs.	\$766.00
SOQ6R1218721A	6 Tier Box, assembled	12"W x 18"D x 12"H	72 lbs.	\$808.00



Please Note: Products are priced each.

3-WIDE LOCKER

MODEL #	DESCRIPTION	DIMENSION	WEIGHT	LIST PRICE
SOQ1R1212723A	1 Tier, assembled	36"W x 12"D x 72"H	147 lbs.	\$1,572.00
SOQ1R1215723A	1 Tier, assembled	36"W x 15"D x 72"H	156 lbs.	\$1,620.00
SOQ1R1218723A	1 Tier, assembled	36"W x 18"D x 72"H	166 lbs.	\$1,668.00
SOQ1R1515723A	1 Tier, assembled	45"W x 15"D x 72"H	173 lbs.	\$1,751.00
SOQ1R1518723A	1 Tier, assembled	45"W x 18"D x 72"H	186 lbs.	\$1,832.00
SOQ1R1818723A	1 Tier, assembled	54"W x 18"D x 72"H	205 lbs.	\$1,919.00
SOQ2R1212723A	2 Tier, assembled	36"W x 12"D x 36"H	151 lbs.	\$1,778.00
SOQ2R1215723A	2 Tier, assembled	36"W x 15"D x 36"H	159 lbs.	\$1,850.00
SOQ2R1218723A	2 Tier, assembled	36"W x 18"D x 36"H	168 lbs.	\$1,909.00
SOQ2R1515723A	2 Tier, assembled	45"W x 15"D x 36"H	179 lbs.	\$1,980.00
SOQ2R1518723A	2 Tier, assembled	45"W x 18"D x 36"H	188 lbs.	\$2,050.00
SOQ3R1212723A	3 Tier, assembled	36"W x 12"D x 24"H	160 lbs.	\$1,994.00
SOQ3R1215723A	3 Tier, assembled	36"W x 15"D x 24"H	169 lbs.	\$2,034.00
SOQ6R1212723A	6 Tier Box, assembled	36"W x 12"D x 12"H	163 lbs.	\$2,106.00
SOQ6R1215723A	6 Tier Box, assembled	36"W x 15"D x 12"H	174 lbs.	\$2,159.00
SOQ6R1218723A	6 Tier Box, assembled	36"W x 18"D x 12"H	186 lbs.	\$2,254.00



OPTIONAL ACCESSORIES

FRONT BASES

SKU: SOBF1206

• Available in sizes 15" W & 18" W

List: \$18.00 ea. (Prices for other sizes may vary)

END BASES

SKU: SOEB1206

• Available in sizes 15" D & 18" D

List: \$27.00 ea. (Prices for other sizes may vary)

INDIVIDUAL SLOPE TOP KIT

SKU: SOISK12124

• Available in various sizes

List: \$53.00 ea. (Prices for other sizes may vary)

Please call your local Sales Representative for unassembled prices on specific corridor locker models!

Benches by OfficeSource®

Hardwood benches are sold separately from pedestals. Choose your bench length and pedestal style. Benches are 9½" wide. BPED Pedestal is a standard, heavy duty tube with flanged ends. BPEDSS is a stainless steel, trapezoid style bench pedestal. FOB Shipping Point.

BENCH TOPS

MODEL #	DIMENSION	WEIGHT	LIST PRICE
SOLBS09036	36" L	13 lbs.	\$267.00
SOLBS09048	48" L	16 lbs.	\$320.00
SOLBS09060	60" L	20 lbs.	\$395.00
SOLBS09072	72" L	24 lbs.	\$465.00
SOLBS09084	84" L	29 lbs.	\$572.00
SOLBS09096	96" L	32 lbs.	\$659.00



BENCH BASES

MODEL #	DESCRIPTION	DIMENSION	WEIGHT	LIST PRICE
SOBPED	Standard	16¾" H	32 lbs.	\$99.00
SOBPEDSS	Stainless Steel	16¾" H	32 lbs.	\$232.00

SO = SPECIAL ORDER

GREAT FOR
VARSITY LOCKER
ROOMS!

Specialty Lockers by OfficeSource®

Our popular Kid's locker is available in Candy Red (C), Aqua Blue (A), Mardi Gras Purple (P), Golden Yellow (Y), Carrot Orange (O), Parakeet Green (G), Hot Pink (H), and Raven Black (R). Wall Mount Locker is available in Khaki and Battleship Gray. 16 Person Locker is available in Khaki and Battleship Gray. FOB Shipping Point.

WALL MOUNT LOCKER ★

MODEL #	DESCRIPTION	DIMENSION	WEIGHT	LIST PRICE
SOQ04518WM	Wall Mount, unassembled	45" W x 18" D x 14" H	43 lbs.	\$779.00
SOQ04518WMA	Wall Mount, assembled	45" W x 18" D x 14" H	43 lbs.	\$950.00



#Q04518WMA
Khaki

Please Note: Products are priced each.

SO = SPECIAL ORDER



#Q1R1515481A
Hot Pink

#Q1R1515481A
Parakeet Green

KIDS LOCKER

MODEL #	DESCRIPTION	DIMENSION	WEIGHT	LIST PRICE
SOQ1R1515481	Kid's Locker, unassembled	15" W x 15" D x 48" H	51 lbs.	\$443.00
SOQ1R1515481A	Kid's Locker, assembled	15" W x 15" D x 48" H	51 lbs.	\$587.00

Heavy Duty Racks by OfficeSource®

Heavy Duty Wire Racks are ideal for commercial, office or residential applications. Made of heavy duty construction, these racks have adjustable shelves and are easy to assemble.

WIRE SHELVING UNIT

SKU: PWS722136BLK
• Shelf weight capacity: 300 lbs.
36"W x 21"D x 72"H
List: \$355.00

WIRE SHELVING UNIT

SKU: PWS722148BLK
• Shelf weight capacity: 250 lbs.
48"W x 21"D x 72"H
List: \$430.00

Finish In Stock: Black

ACCESSORIES

36"W - EXTRA SHELF SKU: PWS1236BLK List: \$50.00 ea.	48"W - EXTRA SHELF SKU: PWS1248BLK List: \$62.00 ea.
--	--



#PWS722136BLK



#PWS722148BLK

Cubby Storage Organizers

by OfficeSource®

Heavy duty, welded all steel Cubby cabinet available with 9 or 12 storage compartments. Ideal for visual organization. Durable powder coat finish. Each opening is 14½"W x 17½"D x 15"H.

**CUBBY STORAGE ORGANIZER
W/9 COMPARTMENTS**
SKU: Q5IC00461852
46"W x 18"D x 52"H
List: \$979.00

**CUBBY STORAGE ORGANIZER
W/12 COMPARTMENTS**
SKU: Q5IC00461866
46"W x 18"D x 66"H
List: \$1,149.00



OfficeSource®
05030



Welded Storage Lockers by OfficeSource®

Durable welded steel construction with powder coat finish. Doors have vent holes and a recessed handle to accommodate a standard padlock (not included). Includes a number plate* and two inside side hooks. 48"H includes top shelf. 24"H can be stacked on top of one another or single stacked on top of 48"H locker. Shipped assembled.

**SINGLE TIER LOCKER
W/1 OPENING**
SKU: QSLF1B151524
15"W x 15"D x 24"H
List: \$375.00

**SINGLE TIER LOCKER
W/1 OPENING**
SKU: QSLF1B151548
15"W x 15"D x 48"H
List: \$500.00

**FULLY
ASSEMBLED**

*All the same number, if different numbers are required, call for pricing on the number plates.

Welded Booktrucks by OfficeSource®

All-welded steel construction with powder coat finish. Four 5" swivel casters with locking brakes for safety, smooth rounded handles for a comfortable grip and perforated side panels for a contemporary look. Shelves have a 12" clearance between each shelf. Slope backs are 6" deep.



SINGLE SIDED W/THREE SHELVES

SKU	DIMENSIONS	LIST PRICE
QSSL33017	18"W X 14"D X 46"H	\$829.00
QSSL327	28"W X 14"D X 46"H	\$849.00
QSSL330	32"W X 14"D X 46"H	\$959.00

**DOUBLE SIDED
W/SIX SLOPED SHELVES**
SKU: QSSV336
39"W x 19"D x 46"H
List: \$1,499.00

Heavy Duty Welded Booktrucks by OfficeSource®


18-gauge welded steel construction for heavy duty use with powder coat finish. Shelves holds up to 200 lbs. each. Extended handle for easy steering, even when fully loaded. Each slope shelf 30"W x 6½"D. Six heavy duty 5" swivel casters (2 locking) for strength and effortless maneuverability.



**DOUBLE SIDED
W/SIX SLOPED SHELVES**
SKU: QSMCD566
37¼"W x 16"D x 43¼"H
List: \$1,179.00

QS = QUICKSHIP

FINISHES AVAILABLE:



Welded Storage Lockers by OfficeSource®



Standard Duty Lockers. Doors have vent holes and a die cast handle that secures the door in a closed position and accommodates a standard padlock. The single tier locker has a top shelf. All compartments have two side hooks (except for five tier locker) and a flat bottom. Welded steel construction. Powder coat finish. Number plate also included.*



#LF1B151524

SINGLE TIER LOCKER W/1 OPENING

SKU: **QSLF1B151524**

15"W x 15"D x 24"H

Weight: 20 lbs.

List: \$375.00



#LF1B151548

SINGLE TIER LOCKER W/1 OPENING

SKU: **QSLF1B151548**

15"W x 15"D x 48"H

Weight: 36 lbs.

List: \$500.00



#LF1B151866

SINGLE TIER LOCKER W/1 OPENING

SKU: **QSLF1B151866**

15"W x 18"D x 66"H

Weight: 48 lbs.

List: \$685.00



#LF2B151866

DOUBLE TIER LOCKER W/2 OPENINGS

SKU: **QSLF2B151866**

15"W x 18"D x 66"H

Approx. Tier Size: 30"H

Weight: 55 lbs.

List: \$720.00



#LF3B151866

TRIPLE TIER LOCKER W/3 OPENINGS

SKU: **QSLF3B151866**

15"W x 18"D x 66"H

Approx. Tier Size: 19"H

Weight: 57 lbs.

List: \$785.00



#LF5H151866

FIVE TIER LOCKER W/5 OPENINGS

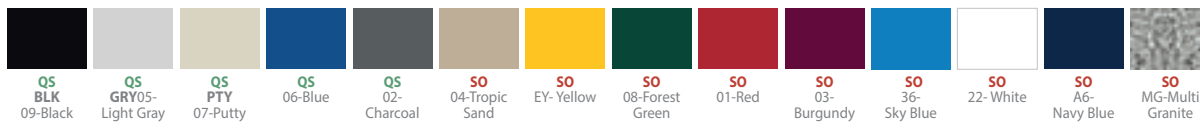
SKU: **QSLF5H151866**

15"W x 18"D x 66"H

Approx. Tier Size: 11"H

Weight: 60 lbs.

List: \$865.00



QS = QUICKSHIP

SO = SPECIAL ORDER

*All the same number, if different numbers are required, call for pricing on the number plates.

Flat File Storage by OfficeSource®



#244881


10-DRAWER FILE SKU: **QS244885**

• (For sheets up to 43" x 32")

Overall: 46¾"W x 35¾"D x 16½"H

Inside: 43¾"W x 32¾"D x 7¾"H

List: \$3,299.00



#244880

5-DRAWER FILE SKU: **QS244879**

• (For sheets up to 43" x 32")

Overall: 46¾"W x 35¾"D x 16½"H

Inside: 43"W x 32¾"D x 2"H

List: \$2,249.00

OPEN BASE

SKU: **QS244881**

• (For 244879 flat file)

46¾"W x 35¾"D x 20"H

List: \$889.00

CLOSED BASE


SKU: **QS244880**

• (For 244879 flat file)

46¾"W x 35¾"D x 4"H

List: \$319.00

FLAT FILES FINISHES AVAILABLE:



These heavy-duty welded steel files will provide long lasting durability to keep your valuable blueprints, drawings, artwork, maps, and other flat materials neatly and safely stored. Includes hinged paper weights in drawer fronts and hoods at rear to keep papers from curling. Central lock system secures all drawers.

**ALL WELDED
CONSTRUCTION!
FULLY ASSEMBLED**



Shelf Clips

Four shelf clips are positioned at the front and back edges of the shelves, relieving stress from the sides. Shelves adjust easily at 2" increments.

For Detailed Information
See Page 1



**FULLY
ASSEMBLED**

Steel Bookcases by OfficeSource®

STANDARD FEATURES

- 200 Lb shelf capacity evenly distributed - 12" deep
- Shelves adjust on 1" centers
- Heavy gauge steel: 22 gauge top, shelves, bottom, back and sides

2 SHELVES

SKU: BA10341230

- 1 Adjustable, 1 fixed
- 34½"W x 13"D x 30"H
- Weight: 36 lbs
- List: \$399.00

5 SHELVES

SKU: BA40341272

- 4 Adjustable, 1 fixed
- 34½"W x 13"D x 72"H
- Weight: 74 lbs
- List: \$759.00

3 SHELVES

SKU: BA20341242

- 2 Adjustable, 1 fixed
- 34½"W x 13"D x 42"H
- Weight: 48 lbs
- List: \$499.00

6 SHELVES

SKU: BA50341282

- 5 Adjustable, 1 fixed
- 34½"W x 13"D x 82"H
- Weight: 86 lbs
- List: \$929.00

4 SHELVES

SKU: BA30341252

- 3 Adjustable, 1 fixed
- 34½"W x 13"D x 52"H
- Weight: 59 lbs
- List: \$619.00

EXTRA SHELF

(NOT PICTURED)

SKU: EA103412

- 34½"W x 12½"D x 1"H
- List: \$90.00

Finishes In Stock: Black, Light Gray & Putty

18" Deep Bookcases are Available by Special Order.

#BA50341282 #BA40341272 #BA30341252 #BA20341242 #BA10341230

Mobile Steel Bookcases by OfficeSource®

STANDARD FEATURES

- Fully adjustable shelves adjust on 1" centers plus raised bottom shelf
- Welded steel construction
- Heavy duty caster base w/2 locking. Shipped assembled, no assembly required



**FULLY
ASSEMBLED**

QS = QUICKSHIP

2 SHELVES

SKU: QSBM36

- 1 Adjustable, 1 fixed
- 36"W x 18"D x 36"H
- Weight: 72 lbs
- List: \$939.00

4 SHELVES

SKU: QSBM58

- 3 Adjustable, 1 fixed
- 36"W x 18"D x 78"H
- Weight: 100 lbs
- List: \$1,209.00

3 SHELVES

SKU: QSBM48

- 2 Adjustable, 1 fixed
- 36"W x 18"D x 48"H
- Weight: 89 lbs
- List: \$1,079.00

5 SHELVES

SKU: QSBM78

- 4 Adjustable, 1 fixed
- 36"W x 18"D x 78"H
- Weight: 131 lbs
- List: \$1,339.00

Finishes In Stock: Black, Light Gray & Putty

18" Deep Bookcases are Available by Special Order.

#BM78 #BM58 #BM48 #BM36

**HEAVY DUTY CASTER BASE
NO ASSEMBLY REQUIRED**

FINISHES AVAILABLE:



BLK 09-Black



GRY 05-Light Gray



PTY 07-Putty



QS06-Blue



QS02-Charcoal



QS04-Tropic Sand



QSEY-Yellow



QS08-Forest Green



QS01-Red



QS03-Burgundy



QS36-Sky Blue



QS22-White



QSA6-Navy Blue



QSMG-Multi Granite

**Additional widths are
available by Special Order.**

Laminate Bookcases by OfficeSource®

Features commercial grade laminated shelving and finished solid back for heavy duty use. Ready to assemble. Greenguard Certified.

STANDARD FEATURES

- Matching heavy duty back
- 3mm PVC Dura-Edge on all exposed edges

BOOKCASE - 6 SHELVES

SKU: PL156

- 4 Adjustable shelves;
- 1 Fixed shelf (when using doors, 2 shelves are fixed)

32"W x 14"D x 71"H

List: \$439.00

OPTIONAL DOORS (For PL156, PL155 & PL154)

DOOR KIT

SKU: PLBCDK

List: \$165.00

Please Note: Silver handles standard on Modern Walnut, Espresso, White, & Coastal Gray. All other finishes come standard with black handles.



#PL156



#PL156

#PLBCDK



#PL155

BOOKCASE - 4 SHELVES

SKU: PL155

- 3 Adjustable shelves
- 1 Fixed shelf

32"W x 14"D x 47"H

List: \$309.00



#PL154

BOOKCASE - 2 SHELVES

SKU: PL154

- 1 Adjustable shelf
- 1 Fixed shelf

32"W x 14"D x 30"H

List: \$235.00

EXTRA SHELF

SKU: PLBCXS

- (For use on PL154, PL155, PL156)
- Not available in white

List: \$57.00

PREMIUM BOOKCASE 1" THICK MATERIAL

- 6 SHELVES

SKU: PL168 ★

- 4 Adjustable shelves;
- 1 Fixed shelf

35½"W x 14"D x 66½"H

List: \$999.00

New Bookcase! All 1" Thick Material for Added Stability!




#PL168

★ Gold Stars Indicate Product New for 2019.



Some items in this collection come ready-to-assemble.

LAMINATE BOOKCASES - FINISHES IN STOCK:





Ez2® Rotary Filing Systems FILING & STORAGE



Save time, space and money with **Ez2® Rotary Filing Systems** by Datum Storage Solutions. Rotating, double-sided shelving units house twice the files as a traditional cabinet. Available in 5, 6 or 7-high units, the versatility and user-friendly design of the Ez2® makes it a perfect fit for any environment where storage space is limited.

STANDARD FEATURES

- Requires 6" of space behind unit to rotate

Finishes Available:

Bone White (T15) or Light Gray (T47)

#XLTS6 & XLTA6



MODEL

SOXLTS5

SOXLTA5

SOXLTS6

SOXLTA6

SOXLTS7

SOXLTA7

DESCRIPTION

5-High Letter, Starter

5-High Letter, Adder

6-High Letter, Starter

6-High Letter, Adder

7-High Letter, Starter

7-High Letter, Adder

DIMENSION

36½"W x 25"D x 61½"H

30¾"W x 25"D x 61½"H

36½"W x 25"D x 72"H

30¾"W x 25"D x 72"H

36½"W x 25"D x 82½"H

30¾"W x 25"D x 82½"H

LIST PRICE

\$2,575.00

\$2,285.00

\$2,836.00

\$2,615.00

\$3,292.00

\$3,002.00

4Post™-in-a-Box Shelving System FILING & STORAGE

The **4Post™-in-a-Box Shelving System** by Datum Storage Solutions comes pre-packaged for easy assembly with no hardware needed! Units are designed to accommodate various media and file types.

STANDARD FEATURES

- Easy assembly with no hardware needed
- Shelves adjustable on 1½ centers
- 3 movable dividers per shelf (included)
- Heavy duty steel construction

Finishes Available: Bone White (T15) or Light Gray (T47)

* = Double Entry

‡ = No Dividers



MODEL

SO761236S7P

SO761236A7P

SO881236S8P

SO881236A8P

SO762436S7P*

SO762436A7P*

SO882436S8P*

SO882436A8P*

SO761836S4UP‡

SO761836A4UP‡

SO881836S5UP‡

SO881836A5UP‡

DESCRIPTION

7-Shelf Letter, Starter

7-Shelf Letter, Adder

8-Shelf Letter, Starter

8-Shelf Letter, Adder

7-Shelf Letter, Starter

7-Shelf Letter, Adder

8-Shelf Letter, Starter

8-Shelf Letter, Adder

4-Shelf Storage, Starter

4-Shelf Storage, Adder

5-Shelf Storage, Starter

5-Shelf Storage, Adder

DIMENSION

36"W x 12"D x 76"H

36"W x 12"D x 76"H

36"W x 12"D x 88"H

36"W x 12"D x 88"H

36"W x 24"D x 76"H

36"W x 24"D x 76"H

36"W x 24"D x 88"H

36"W x 24"D x 88"H

36"W x 18"D x 76"H

36"W x 18"D x 76"H

36"W x 18"D x 88"H

36"W x 18"D x 88"H

LIST PRICE

\$647.00

\$561.00

\$731.00

\$640.00

\$965.00

\$815.00

\$1,084.00

\$926.00

\$490.00

\$398.00

\$547.00

\$455.00

Please Note: Adder Units do not stand alone, MUST be assembled with Starter Unit.



#881236S8P &
#881236A8P



#SN26LT6

Stak-N-Lok™ Modular Systems FILING & STORAGE

With office space at a premium, **Stak-N-Lok™ modular systems** by Datum Storage Solutions add more capacity while using considerably less floor space — 15" deep compared to 18" for a standard lateral file. There's also an additional level of filing compared to a lateral file. The receding door design allows access to all of the files at once rather than just one level at a time.

STANDARD FEATURES

- Easy access to files
- Enhanced record security
- One divider per shelf opening (included)
- Heavy duty steel construction
- End Tab Storage Solution

MODEL

SOSN16LT5

SOSN16LT6

SOSN26LT5

SOSN26LT6

SOSN36LT5

SOSN36LT6

DESCRIPTION

5-High Letter

6-High Letter

5-High Letter, (posting shelf)

6-High Letter, (posting shelf)

5-High Letter with spacer

6-High Letter with spacer

DIMENSION

36"W x 15"D x 64"H

36"W x 15"D x 76"H

36"W x 15"D x 66½"H

36"W x 15"D x 78½"H

36"W x 15"D x 66½"H

36"W x 15"D x 78½"H

LIST PRICE

\$1,332.00

\$1,524.00

\$1,571.00

\$1,762.00

\$1,474.00

\$1,664.00

100 Series

100 Series

200 Series

200 Series

300 Series

300 Series

Finishes Available: Bone White (T15) or Light Gray (T47)

SO = SPECIAL ORDER

All items on this page are Special Order.

The Datum FileCart™ FILING & STORAGE

The **Datum FileCart™** is designed to provide transportation and storage of file folders, mail, and other office supplies. Easy access of transported materials increases office organization and efficiency.

STANDARD FEATURES

- Casters are 3" Dia hard rubber swivel casters (two free/two locking)



MODEL

SOBFC1

SOBFC2

DESCRIPTION

Basic File Cart, Flat and File

Basic File Cart (2-file)

DIMENSION

35"W x 16"D x 33¾"H

35"W x 16"D x 33¾"H

LIST PRICE

\$406.00

\$479.00

#BFC1

- Includes 2 movable dividers
- 1 file shelf and 1 fixed utility shelf

#BFC2

- Includes 4 movable dividers
- 2 file shelves



TekCart™ Prime **COMPUTER SECURITY**

STANDARD FEATURES

- Two hinged front doors with a 3-point locking system and hasp lock (utilizes a padlock; not included)
- A hinged rear door with a 3-point locking system and key lock
- External lights provide updates about devices charging status
- Two external power outlets
- Ships assembled

TekCart™ Prime - The Intellerum by Datum TekCart™ Prime stores, charges, and transports up to 36 devices using Intelleepower Smart Charge technology. The Intelleepower Smart Timer determines the most efficient way to provide charge to your devices.

MODEL #	DESCRIPTION	DIMENSION	LIST PRICE
★ SOPRIME36	36-Capacity (charging)	26 $\frac{3}{8}$ "W x 25 $\frac{1}{8}$ "D x 42 $\frac{1}{2}$ "H	\$2,279.00

Compartment Dimensions: 1 $\frac{1}{2}$ "W x 15 $\frac{1}{2}$ "D x 10 $\frac{1}{2}$ "H

Finish Available: Tech Blue (T42) & Ivory (T48)

★ **NEW!**



#PRIME36



FULLY ASSEMBLED

SO = SPECIAL ORDER

All items on this page are Special Order.

TekStak II™ **INDIVIDUAL SECURITY** ★ **NEW!**

TekStak II™ is the perfect solution for individual security, whether it is for personal items such as wallets and keys or personal devices such as phones, tablets, and laptops. Contains 2 USB ports and 1 AC outlet in each tier to allow charging of your personal devices while being stored.

MODEL #	DESCRIPTION	DIMENSION	LIST PRICE	Other Lock Options Available!
★ SOTEKS2E5K	5 Compartments	16 $\frac{1}{2}$ "W x 16 $\frac{1}{2}$ "D x 27 $\frac{1}{4}$ "H	\$1,024.00	
★ SOTEKS2E8K	8 Compartments	16 $\frac{1}{2}$ "W x 16 $\frac{1}{2}$ "D x 41 $\frac{1}{2}$ "H	\$1,481.00	
★ SOTEKS2E10K	10 Compartments	16 $\frac{1}{2}$ "W x 16 $\frac{1}{2}$ "D x 51"H	\$1,759.00	

Compartment Dimensions: 12 $\frac{3}{8}$ "W x 15 $\frac{1}{2}$ "D x 3 $\frac{3}{4}$ "H

Finish Available: Tech Blue (T42)

#TEKS2E8K (Closed)

#TEKS2E8K (Open)



Datum TekCart™ GLC **COMPUTER SECURITY**

STANDARD FEATURES

- Exclusive fold-flat doors to maintain a smaller footprint
- 2 UL-listed 16-outlet, staggered power strips
- Removable back panel
- Cord wrap can be installed on either side
- Side integrated handle hold
- Secure locking doors and back panel
- Four full-swivel casters
- Ships assembled

TekCart™ GLC by Datum Storage Solutions is a versatile charging cart for laptops, Chromebooks and tablets that fits perfectly into your venue—and your budget. **Includes timer.**

This "Great Little Cart" will charge a full 32 devices at once and provides more capacity in a smaller footprint than competitor carts.

MODEL #	DESCRIPTION	DIMENSION	LIST PRICE
★ SOGLC32T	32-Capacity (charging)	24 $\frac{1}{2}$ "W x 20 $\frac{1}{8}$ "D x 35 $\frac{1}{2}$ "H	\$1,570.00

Compartment Dimensions: 1 $\frac{1}{2}$ "W x 13 $\frac{3}{8}$ "D x 12 $\frac{1}{2}$ "H



★ **NEW!**

Finish Available: Tech Blue (T42) only



#GLC32T

Image subject to change.

WallWrite® **DESKS AND WRITING SYSTEMS**



#WW103

WallWrite® by Datum Storage Solutions is a unique, wall-mounted solution for areas where a desk or traditional workstation isn't feasible. The durable flip-down door serves as a writing surface.

MODEL #	DESCRIPTION	DIMENSION	LIST PRICE
SOWW100	Locking	20"W x 3 $\frac{3}{8}$ "D x 16 $\frac{3}{8}$ "H	\$228.00
SOWW101	Non-Locking	20"W x 3 $\frac{3}{8}$ "D x 16 $\frac{3}{8}$ "H	\$201.00
SOWW103	Economy, Non-Locking	20"W x 3 $\frac{3}{8}$ "D x 16 $\frac{3}{8}$ "H	\$184.00
SOWW103SS	Economy, Non-Locking (Stainless)	20"W x 3 $\frac{3}{8}$ "D x 16 $\frac{3}{8}$ "H	\$530.00

Finishes Available: Bone White (T15), Light Gray (T47), or Stainless Steel (SS)



#WW101



The Mobile Podium Desk **DESKS AND WRITING SYSTEMS**

The Mobile Podium Desk by Datum Storage Solutions combines a lockable podium cabinet with a desk unit to create a mobile solution for classrooms, training facilities and more.

MODEL #	DESCRIPTION	DIMENSION	LIST PRICE	STANDARD FEATURES
SO6024POD	Mobile Podium Desk	60"W x 24"D	\$1,785.00	• Built-in-wire management
SO6030POD	Mobile Podium Desk	60"W x 30"D	\$1,890.00	• Modesty panel
SOCDPOD	Center Drawer	N/A	\$155.00	• Lockable storage areas
SORBRBPR	Rubber Bumpers	N/A	\$11.00 ea.	• Podium has two shelves

Finishes Available: Bone White (T15) with Finish Oak (L15) top or Gray Mist (T86) with Wild Cherry (L21) top.



- Locking caster wheels
- Optional rubber bumpers (Pictured)



#6024POD



#8036

STORAGE CABINET SKU: 8036

• Four adjustable shelves
36"W x 18"D x 72"H
Weight: 130 lbs.
List: \$1,149.00



#8118

COMBINATION WARDROBE/STORAGE SKU: 8118

36"W x 18"D x 72"H
Weight: 130 lbs.
List: \$1,319.00

OVERSIZED CABINET SKU: 8208

(Not Pictured)
• Four adjustable shelves
36"W x 24"D x 78"H
Weight: 185 lbs.
List: \$1,429.00

STANDARD FEATURES

- 180 lb shelf capacity, evenly distributed
- Shelves adjust on 2" centers
- Heavy gauge steel
- 3 Point locking system



#8080

STORAGE CABINET COUNTER HEIGHT SKU: 8080

• Two adjustable shelves
36"W x 18"D x 42"H
Weight: 76 lbs.
List: \$819.00

18" DEEP EXTRA SHELF SKU: 8038

Weight: 6 lbs.
List: \$102.00

**180 LB SHELF
CAPACITY,
EVENLY
DISTRIBUTED.
FULLY WELDED
STEEL
CONSTRUCTION!**

DELUXE STORAGE FINISHES AVAILABLE:



09-Black



05-Light Gray



07-Putty



QS04-Tropic Sand




QS02-Charcoal

Please Note: Must install handles & locks in the field.

Finishes In Stock: Black, Light Gray & Putty
Finishes Quickship: Tropic Sand & Charcoal

PRODUCT DETAILS:



A tru-lock
three point
rod assembly



#EA4E361872

Elite Collection by OfficeSource®

STORAGE CABINET W/KEYLESS ELECTRONIC LOCK HANDLE

These cabinets are equipped with a keyless electronic coded locking system. The coded lock is available with two passwords, the administrator and the user. These can be changed to any combination of numbers, four for the user and six for the administrative password. The keypad also keeps a record of the day, date and time of when the cabinet is accessed, which can be displayed when the mechanism is idle. Emergency key included.

HANDLE/LOCK DETAILS:



Keyless
Electronic Lock
& Handle

STORAGE CABINET SKU: QSEA4E361872

• 4 Adjustable shelves
36"W x 18"D x 72"H
List: \$1,549.00

STORAGE CABINET SKU: QSEA4E462472

• 4 Adjustable shelves
46"W x 24"D x 72"H
List: \$2,239.00

STORAGE CABINET SKU: QSEA4E362472

• 4 Adjustable shelves
36"W x 24"D x 72"H
List: \$1,829.00

STORAGE CABINET SKU: QSEA4E462478

• 4 Adjustable shelves
46"W x 24"D x 78"H
List: \$2,329.00

ELITE FINISHES AVAILABLE:



QS 04-Tropic Sand QSGRY 05-Light Gray QS 08-Forest Green QS MG-Multi Granite



QSBLK 09-Black QS(PTY) 07-Putty QS02-Charcoal QS22-White



QS 01-Red QS 06-Blue



QS = QUICKSHIP

*** Please Note:** Must install handles & locks in the field.

Budget Storage Cabinets by OfficeSource®



#8902

STANDARD FEATURES

- 150 lb shelf capacity evenly distributed
- Shelves adjust on 2" centers
- Brushed chrome handle
- All cabinets come standard with lock
- All welded

STORAGE CABINET SKU: 8902

- 3 Adjustable shelves
 - 1 Fixed shelf
- 36"W x 18"D x 72"H
Weight: 125 lbs.
List: \$1,029.00

ECONOMY EXTRA SHELF SKU: 8038

- For 8902
- Weight: 9 lbs.
List: \$102.00

COUNTER HEIGHT CABINET SKU: 8903

- 2 Fixed shelves
- 36"W x 18"D x 42"H
Weight: 62 lbs.
List: \$669.00

FINISHES IN STOCK: Black, Putty, Light Gray



#8903



Please Note:
Must install handles & locks in the field.

BUDGET STORAGE - FINISHES AVAILABLE:



BLK 09-Black



GRY 05-Light Gray



PTY 07-Putty

Mobile Storage Cabinets by OfficeSource®

Heavy gauge steel (20/22 gauge). Patented heavy duty 12 gauge caster base. Casters located to permit flush positioning to walls. Recessed three point locking handle. Extra deep adjustable shelves, plus bottom shelf. Welded steel construction. Powder coat finish. Shipped assembled.



#9551WC

Heavy Duty Patented
Caster Base

STANDARD FEATURES

- 4 Heavy duty 5" casters; 2 with locking brakes
- Heavy gauge steel shelves adjustable on 2" centers

MOBILE STORAGE CABINET SKU: 9551WC

- 3 Adjustable shelves
 - Recessed handles
 - 850 lb. load capacity evenly distributed per cabinet
- 36"W x 24"D x 66"H
Weight: 165 lbs.
List: \$1,599.00

MOBILE STORAGE CABINET SKU: QSTA3R462460 (Not Pictured)

- 2 Adjustable shelves
 - Same as above
- 46"W x 24"D x 66"H
Weight: 165 lbs.
List: \$2,449.00

FINISH AVAILABLE:



PTY 07-Putty

Heavy Duty Caster Base
(No Assembly Required)

**OPTIONAL SIDE HANDLE
MAKES TRANSPORTING
SIMPLE!**

**TRU-GLIDE
3-POINT LOCKING
ASSEMBLY!**

PRODUCT DETAILS:



**Recessed
three point
locking
handle.**

SIDE HANDLE FOR TRANSPORTS SKU: QSTSH

- Attaches to either side using bolts/nuts provided.
 - Additional backer support plate attaches
- List: \$200.00




#TSH

QS = QUICKSHIP



MOBILE STORAGE - FINISHES AVAILABLE:



PTY 07-Putty

QS 01-Red

QS02-Charcoal

QS 04-Tropic Sand

QSGRY 05-Light Gray

QS 06-Blue

QS 08-Forest Green

QSBK 09-Black

QS22-White



#44422C



QS = QUICKSHIP

UL 1-Hour **LATERAL FILES**

UL Class 350 one hour fire and impact rating. File folders not included. 22½"D. Manufacturer limited lifetime warranty.

Finish In Stock: Parchment

4 DRAWER FILE - LETTER/LEGAL

SKU: 43822C

37½"W x 22½"D x 52¾"H

Weight: 907 lbs.

List: \$7,332.00

4 DRAWER FILE - LETTER/LEGAL

SKU: 43122C

31¾"W x 22½"D x 52¾"H

Weight: 794 lbs.

List: \$6,144.00

4 DRAWER FILE - LETTER/LEGAL

SKU: QS44422C

44½"W x 22½"D x 52¾"H

Weight: 1,019 lbs.

List: \$8,811.00

** Please Note: 2 & 3 Drawer Files Also Available*



UL 1-Hour **VERTICAL FILES**

UL Class 350 one-hour fire, impact, and explosion rating. Insulation between drawers makes each drawer a separate, fireproof unit. UL Listed, high-security Medeco® key lock. Water resistant. Manufacturer's limited lifetime warranty.

Free after-fire replacement guarantee. Made in the USA.

31½" - DEEP FILES

2 DRAWER FILE - LEGAL

SKU: QS22131C

20¾"W x 31¾"D x 27¾"H

Weight: 383 lbs.

List: \$3,190.00

4 DRAWER FILE - LEGAL

SKU: QS42131C

20¾"W x 31¾"D x 52¾"H

Weight: 664 lbs.

List: \$4,857.00

2 DRAWER FILE - LETTER

SKU: QS21831C

17¾"W x 31¾"D x 27¾"H

Weight: 348 lbs.

List: \$3,102.00

4 DRAWER FILE - LETTER

SKU: QS41831C

17¾"W x 31¾"D x 52¾"H

Weight: 603 lbs.

List: \$4,730.00



#41831C

25" - DEEP FILES

2 DRAWER FILE - LETTER

SKU: QS21825C

17¾"W x 25"D x 27¾"H

Weight: 287 lbs.

List: \$2,497.00

4 DRAWER FILE - LETTER

SKU: QS41825C

17¾"W x 25"D x 52¾"H

Weight: 508 lbs.

List: \$3,905.00

2 DRAWER FILE - LEGAL

SKU: QS22125C

20¾"W x 25"D x 27¾"H

Weight: 326 lbs.

List: \$2,541.00

4 DRAWER FILE - LEGAL

SKU: QS42125C

20¾"W x 25"D x 52¾"H

Weight: 551 lbs.

List: \$3,971.00



#21831C



#41831C



QS = QUICKSHIP



#4P1831C

Patriot File - *AMERICAN MADE*

Economically priced for today's economy, yet featuring FireKing's signature integrity and high quality. The Patriot File has been awarded the prestigious UL class 350° one hour fire rating. **Finishes In Stock:** Parchment & Black

4 DRAWER FILE - LETTER

SKU: 4P1831C

17¾"W x 31½"D x 52¾"H

Weight: 603 lbs.

List: \$3,018.00

4 DRAWER FILE - LETTER/LEGAL

SKU: 4P1825C

17¾"W x 25"D x 52¾"H

Weight: 508 lbs.

List: \$2,626.00

4 DRAWER FILE - LEGAL

SKU: 4P2131C

20¾"W x 31½"D x 52¾"H

Weight: 664 lbs.

List: \$3,186.00

** Please Note: 2 Drawer Files also available through Quickship.*

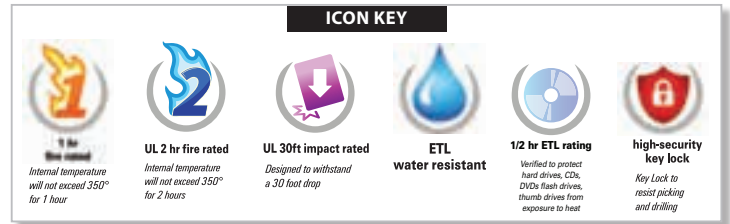
**FINISHES
IN STOCK:**



BLK Black



PA Parchment



UL 1-Hour *TURTLE FILES*

UL Class 350 1-hr. rated for both fire and 30-ft. impact. Files both letter and legal size documents. Only 17¾"W x 22½"D.

Parchment finish. Two person delivery required. File folders not included. Manufacturer limited lifetime warranty.

Finish In Stock: Parchment

2 DRAWER FILE - LETTER/LEGAL

SKU: 2R1822C

17¾"W x 22½"D x 27¾"H

Weight: 251 lbs.

List: \$1,332.00

4 DRAWER FILE - LETTER/LEGAL

SKU: 4R1822C

17¾"W x 22½"D x 52¾"H

Weight: 435 lbs.

List: \$2,303.00



#2R1822C



#4R1822C

1-Hour *FIRE RESISTANT STORAGE CABINETS*

UL Class 350 fire rating and one UL Listed high-security keylock. Manufacturer limited lifetime warranty. HIPAA Compliance solution. **Finish Available:** Parchment (PA)

STORAGE CABINET

SKU: SOCF7236D ★

• 4 Adjustable shelves
36"W x 19¼"D x 72"H
Weight: 892 lbs.
List: \$5,962.00

STORAGE CABINET

SKU: SOCF4436D ★

• 2 Adjustable shelves
36"W x 19¼"D x 44"H
Weight: 620 lbs.
List: \$4,015.00

STORAGE CABINET W/END-TAB FILING

SKU: SOCF7236MD ★

• 6 Fixed shelves
36"W x 19¼"D x 72"H
Weight: 948 lbs.
List: \$7,079.00

STORAGE CABINET W/END-TAB FILING

SKU: SOCF4436MD ★

• 3 Fixed shelves
36"W x 19¼"D x 44"H
Weight: 698 lbs.
List: \$4,554.00



#CF7236DPA



#CF7236MDPA



SO = SPECIAL ORDER

★ Gold Stars Indicate Product New for 2019.



#PL151



#PL207



#PL150
w/PL150151SGD
Hinged to Open
Right or Left.

OPTIONAL DOOR

**TEMPERED GLASS
FRAMED HUTCH
DOOR W/SILVER
FRAME**

SKU: PL150151SGD

• (For PL150 & PL151)

List: \$309.00

Please Note: 1 Per Box, Order 2
for complete coverage on PL151.

**TEMPERED GLASS
FRAMED HUTCH DOOR
W/SILVER FRAME**

• (Set of 2)

SKU: PL152SGD (For PL152)

List: \$509.00 each set

DOUBLE DOOR CABINET

SKU: PL151

• Four adjustable shelves
35½"W x 22"D x 65½"H
List: \$1,138.00

WARDROBE CABINET

SKU: PL207

• Adjustable shelves, coat rod
• 2 Vertical drawers
24"W x 24"D x 65½"H
List: \$1,649.00

PERSONAL WARDROBE STORAGE CABINET

SKU: PL150

• Adjustable shelf & coat rod
18"W x 24"D x 65½"H
List: \$875.00



Some items in this collection
come ready-to-assemble.

FINISHES WITH STANDARD PULLS IN STOCK:



Cherry w/Black Pulls



Mahogany w/Black Pulls



Honey w/Black Pulls



Maple w/Black Pulls



Espresso w/Silver Pulls



Modern Walnut
w/Silver Pulls



Coastal Gray
w/Silver Pulls



*White w/Silver Pulls
(Select Skus)

2 DRAWER LATERAL FILE

SKU: PL112

• Removable top
• Letter or legal
• Fully assembled
35½"W x 22"D x 29½"H
List: \$819.00

OPEN HUTCH

SKU: PL153

• Two adjustable shelves
35½"W x 14"D x 36"H
List: \$399.00

DOUBLE DOOR CABINET


SKU: PL152

• Two adjustable shelves
35½"W x 22"D x 37¼"H
List: \$689.00

STORAGE COMBINATIONS



#PL152
w/PL153



#PL112
w/PL152



#PL152SGD



STORAGE BUFFET

SKU: PL172 ★

• 1 Small drawer & 2 doors
• Doors have locks
35½"W x 22"D x 36"H
List: \$1,099.00

★ Gold Stars Indicate
Product New for 2019.

OPTIONAL DRAWER PULLS



**RECT. PULL
PLPULLRSI**
List: \$30.00 ea.



**SILVER PULL
PLPULLHLNI**
List: \$26.00 ea.



**NEW! MODERN
METRO PULL
PLPULLCYL** ★
Silver, Graphite or Black
List: \$26.00 ea.



**NEW! MODERN
PULL
PLPULLBAR** ★
Silver, Graphite or Black
List: \$35.00 ea.

Laminate Pedestals

by OfficeSource®

MOBILE - 3 DRAWER PEDESTAL - BOX/BOX/FILE

SKU: PL148

• Includes lock
16"W x 22"D x 28½"H
List: \$619.00

MOBILE - 2 DRAWER PEDESTAL - FILE/FILE

SKU: PL149

• Includes lock
16"W x 22"D x 28½"H
List: \$649.00

MOBILE - 2 DRAWER PEDESTAL - BOX/FILE

SKU: PL1007

• Includes lock
16"W x 22½"D x 22½"H
List: \$509.00

OPTIONAL CUSHION
TOP CUSHION
SKU: CUSH1623
• For PL1007 pedestal
List: \$143.00



#PL148



#PL149



#PL1007
w/CUSH1623



#PL1007

CUSHION UPHOLSTERIES IN STOCK:



Celestial Blue



Lime Green



Dark Gray

Laminate Finishes In Stock: Cherry, Espresso, Mahogany, Honey, Maple, Modern Walnut, White & Coastal Gray
Please Note: See previous page for standard and optional pulls.



Pictured w/Optional Top Cushion

Metal Pedestals

by OfficeSource®

Features Include: Free standing, sliding ball bearing suspension drawers to ensure smooth drawer action, adjustable glides & locks included.



#CPSFF



#CPSBBF



#CPSBF

2 DRAWER PEDESTAL - FILE/FILE

SKU: CPSFF

• Includes lock & 4 adj. Glides
15"W x 22"D x 26½"H
List: \$449.00

3 DRAWER PEDESTAL - BOX/BOX/FILE

SKU: CPSBBF

• Includes lock & 4 adj. Glides
15"W x 22"D x 26½"H
List: \$449.00

2 DRAWER MOBILE PEDESTAL - BOX/FILE

SKU: CPSBF

• Includes lock & 4 Casters
15"W x 22"D x 22¼"H
List: \$399.00

(CPSFF & CPSBBF) Finishes In Stock: Black, Charcoal, Light Gray, Silver & White
(CPSBF) Finishes In Stock: Silver & White Only

FINISHES IN STOCK:




BLK Black



CHR Charcoal



GRY Light Gray



WH White



SIL Silver



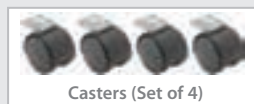
#CPSBF

Pictured w/Optional Top Cushion

METAL PEDESTAL OPTIONS



TOP CUSHION
SKU: CUSH1522
• For CPS pedestal
List: \$133.00



Castors (Set of 4)

OPTIONAL CASTERS
SKU: CPPCASTERS
• (Set of 4)
List: \$40.00

Lateral File Collection

by OfficeSource®

OfficeSource®
05030

STANDARD FEATURES

- Safety features include counter weights and an interlock system to prevent tipping
- Heavy duty full pull designer cabinet at an affordable price
- Reinforced heavy gauge welded steel construction
- Standard with factory installed lock and hanging bars
- Powder coat paint
- Meets or exceeds ANSI/BIFMA performance standards

35-1/2"WIDE - LATERAL FILES

2 DRAWER FILE SKU: 8362

19¾"D x 27¾"H
List: \$839.00

3 DRAWER FILE SKU: 8363

19¾"D x 39¾"H
List: \$1,219.00

4 DRAWER FILE SKU: 8364

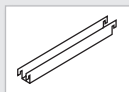
19¾"D x 51¾"H
List: \$1,479.00

5 DRAWER FILE SKU: 8365

19¾"D x 63¾"H
List: \$2,079.00



ACCESSORIES



DOUBLE RAIL HANGING FRONT TO BACK FILING RAIL SKU: 8000FB

• All files require 2 rails per drawer
List: \$50.00 (Pair)



8000LOCKCOREKIT

List: \$60.00 ea.

8000COREKEY

List: \$20.00 ea.

8000MASTERKEY

List: \$30.00 ea.



Some items in this collection come ready-to-assemble.



#VF4DLET250

#VF2DLET250

Vertical File Collection

by OfficeSource®

These durable welded steel vertical file cabinets are the cost-effective way to keep files organized and secure using minimal floor space.



SINGLE LOCK SECURES
ALL DRAWERS



INCLUDES FOLLOWER BLOCK
TO HELP KEEP FILES UPRIGHT

STANDARD FEATURES

- Steel ball bearing slide suspension for superior performance
- Full drawer extension for easy file retrieval
- High sided drawers accommodate hanging folders
- Follower block in drawers keeps files upright
- Label holder for easy identification
- Aluminum thumb latch and handles
- Single lock secures all drawers, 2 keys included
- Powder coat finish

25"DEEP - VERTICAL FILES

4 DRAWER FILE - LETTER SKU: VF4DLET250

15"W x 52"H
List: \$799.00

2 DRAWER FILE - LETTER SKU: VF2DLET250

15"W x 29"H
List: \$459.00

Finishes In Stock: BLK Black, GRY Light Gray, PTY Putty

FINISHES IN STOCK:



BLK Black

PTY Putty

GRY Light Gray

DURABLE, POWDER COATED FINISH!




**QUALITY
3MM DURA-EDGE
PROTECTION!**


OS Laminate *Lateral Files* by OfficeSource®



OPTIONAL DRAWER PULLS



SILVER PULL
SKU: PLPULLHLNI
List: \$26.00 ea.



RECT. PULL
SKU: PLPULLRSI
List: \$30.00 ea.



**NEW! MODERN
METRO PULL**
SKU: PLPULLCYL ★
Silver, Graphite or Black
List: \$26.00 ea.



**NEW! MODERN
PULL**
SKU: PLPULLBAR ★
Silver, Graphite or Black
List: \$35.00 ea.

2 DRWR LATERAL SKU: PL112

- Removable top
 - Letter or legal
 - Fully assembled
- 35½"W x 22"D x 29½"H
List: \$819.00
(Not Pictured)

3 DRWR LATERAL SKU: PL183

- Letter or legal
 - Fully assembled
- 35½"W x 22"D x 42"H
List: \$1,949.00

4 DRWR LATERAL SKU: PL184

- Letter or legal
 - Fully assembled
- 35½"W x 22"D x 54½"H
List: \$2,369.00

COMBO LATERAL BOX/BOX/ FILE W/1 LATERAL FILE SKU: PL114

- Removable top
 - Fully assembled
- 31"W x 22"D x 29½"H
List: \$925.00



Gold Stars Indicate
Product New for 2019.



OS LAMINATE - FINISHES IN STOCK W/STANDARD PULLS:



Cherry
w/Black Pulls



Mahogany
w/Black Pulls



Honey
w/Black Pulls



Maple
w/Black Pulls



Espresso
w/Silver Pulls



Modern Walnut
w/Silver Pulls



White
w/Silver Pulls



Coastal Gray
w/Silver Pulls

OS 600 Series *Lateral Files* by OfficeSource®

QS = QUICKSHIP

- Full drawer extension on genuine progressive telescoping ball-bearing slides provide smooth, trouble-free operation
- Built in drawer interlock system prevents more than one drawer from opening at a time
- Center lock securely locks both sides of each drawer for positive security
- Meets or exceeds ANSI/BIFMA performance standards

**MAKE YOUR LATERAL
FILE MOBILE!**

2 DRAWER LATERAL FILE

SKU: QSLF6A362
36"W x 19¼"D x 28¾"H
List: \$1,139.00

3 DRAWER LATERAL FILE

SKU: QSLF6A363
36"W x 19¼"D x 40¾"H
List: \$1,599.00



#LF6A362 w/Optional Casters



#LF6A363



#LF6A364



#LF6A365

4 DRAWER LATERAL FILE

SKU: QSLF6A364
36"W x 19¼"D x 53¼"H
List: \$1,999.00

5 DRAWER LATERAL FILE

SKU: QSLF6A365
36"W x 19¼"D x 66¾"H
List: \$2,499.00

3 DRAWER 42" W LATERAL FILE

SKU: QSLF6A423
42"W x 19¼"D x 40¾"H
List: \$1,739.00

4 DRAWER 42" W LATERAL FILE

SKU: QSLF6A424
42"W x 19¼"D x 53¼"H
List: \$2,099.00

5 DRAWER 42" W LATERAL FILE

SKU: QSLF6A425
42"W x 19¼"D x 66¾"H
List: \$2,669.00

CASTER BASES ★

SKU: QSCFB3619
36"W - List: \$369.00
SKU: QSCFB4219
42"W - List: \$399.00

FINISHES AVAILABLE:



➔ **GROMMET POWER CENTERS** *Fits Inside Standard Worksurface Grommets*



POWER CENTER
SKU: OSF3000BLK

- 1 Power outlet, 1 USB connection with optional data/charge
- Fits all os laminate grommets (2 3/8")
- Grommet hole: 2 3/8"
- 5' Power cord; 40" USB cable

List: \$102.00

Color In Stock: Black



OPEN



CLOSED



Color In Stock: Black

HIDDEN POWER CENTER
SKU: OSF2000BLK

- Spring-loaded button to open
- Lid sits flush when not in use
- Provides direct access to power and ethernet
- 3 Power outlets, 2 USB chargers, RJ45
- 8' Power cord
- Overall dimensions: 4 3/8" D
- Cutout hole size: 4 3/8" D
- UL/CUL listed
- 15A, 125V

List: \$115.00

PULL OUT



LAY FLAT



CLOSED




PULL OUT POWER GROMMET
SKU: OSF1000BLK

- 4 Power outlets, 2 USB chargers
- Heavy duty 8' power cord with surge suppressor w/indicator light
- Fits all os laminate grommets (2 3/8")
- Grommet hole: 2 3/8"
- UL/CUL listed
- 15A, 125V

List: \$140.00

Color In Stock: Black

➔ **POWER INSERTS** *Fits Inside Conference Table Grommets*



Colors In Stock:
BLK Black or SI Silver

POWER INSERT
SKU: PLTBPOWER

- 2 Power outlets
- 2 USB 2.0 Ports; 1 USB 3.0 Port
- 1 HDMI port
- 1 Data outlet; 1 phone outlet
- 8' Power cord

Cutout: 8 3/4"W x 4 1/4"D
Overall: 10 3/8"W x 4 1/8"D
List: \$529.00

➔ **DESK TOP POWER MODULES**
Mounts Above or Below Work Surfaces, ideal for Desk Top Application



DESK MOUNT POWER
SKU: OSF9500 ★

- Mounts above or below worksurface
- 2 Power outlets, 2 USB ports
- 4' Power cord
- 6' GST cord
- Includes 3 mounts: above desk clamp, above desk grommet, below desk mount
- Plastic phone holder

List: \$299.00

Color In Stock: White



DAISY CHAINABLE!



Gold Stars Indicate
Product New for 2019.



TABLE MOUNTABLE POWER MODULE
SKU: OSF6000SI

- Mounts above or below worksurface
- 2 UL power outlets; 1 dual USB charger
- 8' Power cord

7"W x 3 1/2"D x 4"H
List: \$155.00

Color In Stock: Silver



➔ **POWER STRIP**
Mobile



5-OUTLET SURGE POWER STRIP W/USB CHARGING
SKU: OSF5500 ★

Specifications

- 5 Power outlets, 4 USB ports

List: \$289.00

Color In Stock: White

➔ **UNDER SURFACE POWER MODULE**
Mounts Below Work Surface, Ideal for Multi-Workstations



#OSF5000BLK

UNDER SURFACE MOUNT
SKU: OSF5000BLK

- 3 Electrical outlets (2 top, 1 on end)
- 1 USB + 1 USB data
- PCBA surge protection (with indicator light)
- Overload protection switch
- 118" Power cord
- 59" USB cable

List: \$185.00

Color In Stock: Black



DAISY CHAINABLE!

➔ **CELL PHONE CHARGER**
Fits all OS Laminate Grommets



CELL PHONE CHARGER
SKU: OSF7000BLK


- Fits all os laminate grommets (2 3/8")
- Includes Apple adapter

List: \$155.00



*Also Fits Into
Arm of Integrate
Modular Chair Arm!*

→ **MOBILE POWER STATION**



Color In Stock: Silver

**4-SIDED
MOBILE POWER TOWER**
SKU: OSF8000SI

- 14' power cord
 - 39 3/8" high
- Specifications**
Per Side:
- 2 Electrical sockets
 - 2 USB charging ports
 - Four-sided provides 360° degrees
 - Heavy duty casters
 - On/off switch
- List: \$1,019.00



→ **WIRE MANAGEMENT**



**RECTANGULAR SNAKE
CABLE MANAGEMENT**
SKU: CMS04 ★

30" Long
List: \$80.00
Color In Stock: Black (Only)



**SPINE CABLE
MANAGEMENT**
SKU: CMS03SI

30" Long Flexible Cord
Concealer
List: \$62.00
Color In Stock: Silver (Only)



**COIL SNAKE
CABLE MANAGEMENT**
SKU: CMS05 ★

24-50" Long
List: \$60.00
Color In Stock: Black (Only)

→ **CPU HOLDER**



**UNIVERSAL UNDER TABLE MOUNT
CPU HOLDER**

SKU: PLTASCPUH ★

- Attaches to underside of work surface
- 50 lbs load capacity
- 180 degree swivel rotation
- All steel
- Height and width adjustable

Inside Dimensions: 5-8 3/4"W x 11 1/4"-20 1/4"H
Overall Dimensions: 6 3/4"-10"W x 7 1/2"D x 15-24"H
List: \$179.00

Color In Stock: Black (Only)



PLASTIC CABLE MANAGEMENT

SKU: PLTPWM18 ★

18"L x 1 3/8"Dia
List: \$40.00
Color In Stock: Black (Only)

**KEEPS CORDS
ORGANIZED!**

**CONNECTING PEOPLE WITH
TECHNOLOGY TO ENHANCE COMFORT
AND PRODUCTIVITY!**

→ **MONITOR ARMS** *Modular System Build To Suit Arms*



**ONE, TWO, THREE, FOUR MONITORS?
WE HAVE YOU COVERED!**



**2 USB PORTS
INCLUDED!**

STANDARD FEATURES

- Grommet & clamp included
- Gas spring control
- 360 degree rotation, 85 degree upward, 15 degree downward
- 2 USB 3.0 ports

MODEL #	DESCRIPTION	LIST PRICE
506SMA ★	Single Arm - Black	\$199.00
506DMA ★	Dual Arm - Black	\$329.00
530SMA ★	Single Arm - Silver	\$450.00
530DMA ★	Dual Arm - Silver	\$675.00
530TMA ★	Triple Arm - Silver	\$725.00
530QMA ★	Quad Arm - Silver	\$1,125.00



Gold Stars Indicate
Product New for 2019.

→ KEYBOARD SYSTEMS



Keyboard System Color In Stock: Black



SLIDE-OUT KEYBOARD SYSTEM

SKU: OSF500BLK

- Includes MDF keyboard & mouse tray with molded PU palm rest
- Slides lock in fully extended position to prevent keyboard tray moving during use
- MDF teardrop mouse tray with swivel

Keyboard Tray: 20"W x 11"D

Mouse Tray: 7½"W x 8½"D

List: \$132.00

SPRING ASSIST SYSTEM

SKU: OSF600BLK

- Includes MDF keyboard & mouse tray with molded PU palm rest
- MDF teardrop mouse tray with swivel
- 21" Track

Keyboard Tray: 20"W x 11"D

Mouse Tray: 7½"W x 8½"D

List: \$195.00

LIFT & LOCK SYSTEM W/SLIDE-OUT

SKU: OSF800BLK

- Includes MDF keyboard & mouse tray with molded PU palm rest
- MDF square sliding mouse tray; mouse tray slides out either left or right
- 8" Front-to-back distance
- 21" Track

Keyboard Tray: 20½"W x 11"D

Mouse Tray: 7¼"W x 8"D

List: \$349.00

LIFT & LOCK W/TEAR DROP

SKU: OSF700BLK


- Includes MDF keyboard & mouse tray with gel palm rest
- MDF teardrop mouse tray with swivel
- 21" Track

Keyboard Tray: 20"W x 11"D

Mouse Tray: 7½"W x 8½"D

List: \$285.00

→ CENTER DRAWER



BLACK CENTER DRAWER

SKU: CDR1BLK

21¼"W x 16¼"D x 2"H
List: \$100.00

Features Include:

- Ball bearing suspension
- Built in pencil tray
- Low profile design

Color In Stock: Black

→ TASK LIGHTING - LED & ENERGY EFFICIENT



LED TASK LIGHT

- Features a basic On & Off switch
- Extra frosted lens to prevent unwanted glare
- Uses LED light instead of T5 fluorescent light to ensure longevity
- Includes (2) mounting clips and screws (magnets sold separately)

24" LED TASK LIGHT

SKU: PLEDBUDTL24

List: \$205.00

48" LED TASK LIGHT

SKU: PLEDBUDTL48

List: \$305.00

LED LIGHT



ENERGY EFFICIENT



LED TASK LIGHT

- Units features Touch Dimmer
- Includes built in magnet
- Packaged with 10' power cord
- AC100V-240V, 12W, 4000K

24" ENERGY EFFICIENT LED TASK LIGHT W/DIMMER

SKU: PLEDDIMTL24MAGBLK

List: \$235.00

48" ENERGY EFFICIENT LED TASK LIGHT W/DIMMER

SKU: PLEDDIMTL48MAGBLK

List: \$325.00

→ DESK RISER

StandUp PNEUMATIC DESK RISER

Converts Table Top
to Healthy Standing
Workstation

PNEUMATIC DESK RISER

SKU: SS3221BLK

- Height adjustable keyboard & monitor stand
- Easy touch pneumatic height adjustment
- Vacuum sealed surfaces
- Holds up to 33 lbs

Overall Upright: 31½"W x 21½"D x 16"H

Overall Lowered: 31½"W x 25½"D x 8"H

Wood Top Platform: 31½"W x 20½"D

Keyboard Platform: 24½"W x 8½"D

List: \$609.00

Color In Stock: Black





Glass CHAIRMATS by OfficeSource®

STANDARD FEATURES

- Made of 1/4" clear tempered glass to our patented specifications
- Five times stronger than common glass
- All mats feature patented beveled edges and radius corners -Patent No. US 8,168,286,B2 issued May 1, 2012.
- Capable of supporting 1000's of pounds per mat
- Lifetime Limited Warranty against breaking or chipping
- 99.9% of surveyed buyers say they are delighted with their glass chairmats

**AVAILABLE IN MANY SIZES
TO FIT ANY OFFICE**

**AFFORDABLE COMPARED TO
"BEST QUALITY USE & DISCARD"
VINYL CHAIRMATS!**

GLASS CHAIRMATS

Can withstand 1,000 lbs


MODEL #	DIMENSION	LIST PRICE
CI3646	36" x 46"	\$499.00
CI4646	46" x 46"	\$579.00
CI4450	44" x 50"	\$599.00
CI4848	48" Round	\$619.00
CI4860	48" x 60"	\$619.00

ROUND CHAIRMAT



EXCLUSIVE PATENTED FEATURE

**Beveled edges allow
easy rolling on and off chairmat!**



ERGONOMIC • ECO • ELEGANT • ECONOMICAL

ERGONOMIC BENEFITS

Relieves back and joint stress from difficult rolling and caster indentation.

ELEGANT IN YOUR OFFICE

Clear, beveled, quality elegance – complements office furnishings.

ECONOMICAL

Never needs replacing, saves money.

ECO A GREEN PRODUCT

Made from silica sand and recycled glass, not a petroleum product.

EFFORTLESS ROLLING

Desk chairs glide, no more pushing or tugging on thin vinyl mats.

PROTECTS YOUR FLOORING

Carpet and hardwood stay new and never wear under glass chairmats.

**SEE YOUR OFFICE SUPPLY AND FURNITURE DEALER FOR
A LIFETIME CHAIRMAT DEMONSTRATION.**

A BETTER WAY TO WORK

EVERLIFE®

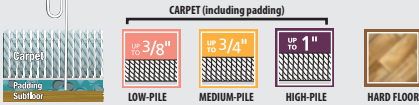
EverLife® chairmats protect floors from wear & tear and reduce fatigue by rolling easier with a clear chairmat. The first chairmat assortment certified for low product emissions. Carpet chairmats feature an AnchorBar® Cleat System which securely holds the mat in place without sharp points to harm carpet or hands. Greenguard Gold Certified.

Use the chairmat guide below to select a chairmat that will easily fit into any office environment. With a leading assortment of thicknesses, sizes and shapes, ES ROBBINS Chairmats have you covered with next level floor protection.

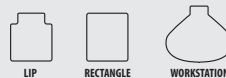


CHOOSING
A CHAIRMAT
EASY AS
1, 2, 3

1 PICK YOUR FLOOR TYPE
HOW TO MEASURE CARPET FOR PILE SIZE.



2 CHOOSE A SHAPE THAT WORKS BEST FOR YOUR SPACE



3 USAGE = TIME + WEIGHT
8+ HOURS OR +200 LBS.



EVERLIFE® BIG AND TALL CHAIRMAT FOR HIGH TO EXTRA HIGH PILE CARPET

High performance chairmat for intensive use such as multi-shift or Big & Tall. Crystal beveled edge. Limited Lifetime "No Crack Mat" Warranty.

SKU	Size (WxL)	Style	Lip (WxL)	Unit	Price
BT3648RBVC	36" x 48"	Rectangle	No Lip	EA	\$259.00
BT4553RBVC	45" x 53"	Lip	25" x 12"	EA	\$329.00



EVERLIFE® CHAIRMAT FOR MEDIUM PILE CARPET

All day support for everyday office use. Limited Lifetime "No Crack Mat" Warranty.

SKU	Size (WxL)	Style	Lip (WxL)	Unit	Price
STRAIGHT EDGE					
ST6660ABVC	66" x 60"	Workstation	20" x 12"	EA	\$279.00
CRYSTAL EDGE - Smooth, finished edge of superb clarity					
ST3648NBVC	36" x 48"	Lip	20" x 10"	EA	\$105.00
ST4553ABVC	45" x 53"	Lip	25" x 12"	EA	\$119.00
ST4860RBVC	46" x 60"	Rectangle	No Lip	EA	\$179.00
BEVELED EDGE - Ramped edge for smooth transition on/off mat					
ST4553RBVC	45" x 53"	Rectangle	20" x 10"	EA	\$169.00
ST4872RBVC	48" x 72"	Rectangle	25" x 12"	EA	\$299.00
ST6060RBVC	60" x 60"	Square	No Lip	EA	\$319.00



EVERLIFE® CHAIRMAT FOR LOW PILE CARPET

For use with carpet such as loop/berber style. Crystal beveled edge. Limited Lifetime "No Crack Mat" Warranty.

SKU	Size (WxL)	Style	Lip (WxL)	Unit	Price
LP3648NC	36" x 48"	Lip	20" x 10"	EA	\$74.00
LP4553AC	45" x 53"	Lip	25" x 12"	EA	\$89.00
E4860RAC	46" x 60"	Rectangle	No Lip	EA	\$159.00



EVERLIFE® CHAIRMAT FOR HARD FLOORS

Chairmat designed to preserve and protect the beauty of laminate, wood, tile and other hard flooring. Straight edge.

SKU	Size (WxL)	Style	Lip (WxL)	Unit	Price
FOR LIGHT USE - 1-YEAR LIMITED "NO CRACK MAT" WARRANTY					
HF3648SE	36" x 48"	Lip	20" x 10"	EA	\$109.00
FOR INTENSIVE USE - LIMITED LIFETIME "NO CRACK MAT" WARRANTY					
HF4553RC	45" x 53"	Rectangle	No Lip	EA	\$155.00
HF4860RC	46" x 60"	Rectangle	No Lip	EA	\$173.00



EverLife® carpet chairmats feature
AnchorBar® chairmat cleat system
- easy to handle; no sharp points.



LINEAR



CONCENTRIC
SQUARE

DIMENSIONS® LINEAR AND CONCENTRIC SQUARE CHAIRMATS

Innovative crystal clear design with smooth glide surface creates an extraordinary ergonomic experience. Micro-cleats securely position mat in place. Patented Linear and Concentric Square designs.



DIMENSIONS® LINEAR AND CONCENTRIC SQUARE CHAIRMATS FOR MEDIUM PILE CARPET

All day support for everyday use. Straight edge. Limited Lifetime "No Crack Mat" Warranty.

SKU	Size (WxL)	Style	Lip (WxL)	Unit	Price
LINEAR DESIGN					
DL3648RMP	36" x 48"	Rectangle	No Lip	EA	\$264.00
DL4553RMP	45" x 53"	Rectangle	No Lip	EA	\$285.00
DL4660RMP	46" x 60"	Rectangle	No Lip	EA	\$366.00
CONCENTRIC SQUARE DESIGN					
CS4648RC	46" x 48"	Square	No Lip	EA	\$289.00

Ask about our Custom Size Mats!



CLASS MAT™ - PREMIER FLOOR PROTECTION

Experience the beauty and clarity of glass without the weight, noise or reflectivity. Unique, aqua tint process creates a vintage glass look. Durable, constructed of 1/4 inch thick vinyl. Non-studded design is safe for all pile carpets and hard floor surfaces with effortless chair glide.



CLASS MAT™ FOR HIGH TO EXTRA HIGH PILE CARPET AND HARD FLOORS

High performance chairmat for intensive use or big and tall. Straight Edge. Limited Lifetime "No Crack Mat" Warranty.

SKU	Size (WxL)	Style	Lip (WxL)	Unit	Price
CM3648RC	36" x 48"	Rectangle	No Lip	EA	\$287.00
CM4553RC	45" x 53"	Rectangle	No Lip	EA	\$396.00
CM4660RC	46" x 60"	Rectangle	No Lip	EA	\$460.00



1 CHOOSE A STANDING OR SIT-TO-STAND DESK



2 PICK AN ANTI-FATIGUE MAT



3 WORK BETTER!

FACT: Studies show standing and moving more reduces the risk of obesity, diabetes, cardiovascular disease and cancer.



SIT OR STAND MAT®

Improve your workspace with the revolutionary all-in-one Sit or Stand Mat®. Mat offers the flexibility to sit or stand allowing you to sit less and move more. The innovative hinge folds for a supportive foam cushion and unfolds to a full size chair mat. Straight Edge. 1-Year Limited Lifetime "No Crack Mat" Warranty. Made in USA.

REDUCE THE NEGATIVE SIDE EFFECTS OF SITTING ALL DAY.



FOR CARPET

Sit or Stand Mat® features AnchorMat®, a rounded, dome style cleat system that grips securely yet is gentle on carpet and fingers.

SKU	Size (WxL)	Style	Lip (WxL)	Unit	Price
SC3653RC	36" x 53"	Lip	20" x 18"	EA	\$344.00



FEEL GOOD® ANTI-FATIGUE MAT

Stand in comfort with an ergonomically designed dome surfaced mat. Tapered edges and rounded corners help eliminate trip hazard. Waffle underside grips hard floors or carpet. For dry areas only. Limited 2-Year Warranty.

HARD FLOORS AND CARPET

SKU	Size (WxL)	Style	Lip (WxL)	Unit	Price
AF3624RBK	36" x 24"	Rectangle	No Lip	EA	\$199.00



EDGE DETAIL



*Water-proof, durable, and slip-resistant.
Beveled edges help reduce tripping hazards.*

ANTI-FATIGUE MAT

Comfort and increased productivity!

The ergonomically styled anti-fatigue mat from OfficeSource® is the perfect solution for improving workers comfort and productivity. This mat provides all day comfort and relief from aching feet and legs and also can help relieve back stress that occurs from long periods of standing.

BLACK MAT

SKU	Size (WxL)	Style	Lip (WxL)	Unit	Price
AF3320RBK	33" x 20"	Rectangle	No Lip	EA	\$125.00

9 TO 5 SEATING

Aria	190
Bristol	191
Core	191
Cydia	191
Strata	191
Vault	190

- C -

CANDEX

Component Series.....	13
Conference.....	14
Contemporary Value	12
Modern	14
Reception	15
Teacher's Metal Leg Desks	17
Workstation	14, 15

- D -

DIVERSIFIED

Lab Furniture.....	108-109
--------------------	---------

DATUM

4Post™-in-a-Box	218
Datum TekCart™ GLC	219
Ez2® Rotary Filing Systems....	218
Stak-N-Lok™ Modular Systems	218
TekCart™ Prime.....	219
TekStak II™	219
The Datum FileCart™	218
The Mobile Podium Desk	219
WallWrite®	219

- F -

FIREKING

1-Hour Storage Cabinets.....	223
Patriot File	223
UL 1-Hour Lateral File.....	222
UL 1-Hour Turtle Files.....	223
UL 1-Hour Vertical File.....	222

FLEXSTEEL CONTRACT

Governor's Collection.....	4-5
Inigo Collection	122
Keswick Collection	2, 103
Rue De Lyon Collection.....	3
Zoll Collection.....	123

- H -

HPFI

Eve & Evette	124
Flex	125
Hannah	124
Harmony	124

- I -

INDIANA FURNITURE

Canvas	8
Phoenix	9

- L -

LINEA ITALIA

Vortex Collection	18-19
-------------------------	-------

LA-Z-BOY

Dawson Collection	203
Skylar Collection	203
Weston Collection	206

- M -

MOORECO

Magnetic & Glass Boards..	113-114
Mobile Magnetic	114-115
Whiteboards	112

- N -

NATIONAL PUBLIC SEATING

6200 Series.....	174
Contemporary.....	174
Flip N Store	174
Music	174

- O -

OFFICESOURCE®

500, 600 Series Metal Desks....	16
600 Series Lateral Files.....	227
700 Series Metal Desks	17
Abbey.....	6-7, 102
Accessories.....	75, 229-230
Advanced	153, 178
Advantage	144, 201
Adventure	178
Aero	157
Artesa.....	183
Benches.....	212
Benching Cabinets	211
Big & Tall.....	146-148, 207-209
Bleecker.....	142, 158, 171
Blow Mold	106, 166
Blue Striker.....	210
Bookcases.....	216-217
Booktrucks.....	214
Borders II.....	74-79
Bowery.....	143, 206
Boxero	199
Bradley.....	195
Cade	183
Carson	154
Chairmats.....	231-233
Charleston	194
Chelsea	139
Conference Tables.....	88-91
CoolMesh	155, 164, 186-188
CoolMesh Basic.....	188
CoolMesh Pro ..	164, 168, 184-185
Costa	181
Crescent	145
Crossway.....	179
Crusader	189
Define	133
Dover	138
Draper	131
Effort.....	169, 178
Elite.....	220

OFFICESOURCE® (Continued)

Elroy 145
Encore 46-47
Engage..... 180
Fairfield 177
Flat Files 215
Franklin 151, 192
Frosted Glass Tables 101
Hahn..... 177
Hamilton..... 176
Hampton..... 144, 172
Heavy Duty Racks 213
Heitz 169, 189
Heritage 137
Imperial..... 201
Indulge 151, 200
Industrial..... 173
Integrate..... 126-127
Interra 116
Julep..... 165
Juniper..... 173
Kipton 172
Laminate Modular 20-29, 103
Laminate Typicals 30-45
Lancaster 141, 193
Lateral Files 226-227
Levy 157
Lockers 212-215
Loft 144, 172
Luna 182
Madison 134
Maggie..... 136
Magnetic White Boards 111
Manhattan 135
Marco..... 206
Mario 159
Medical Stools..... 170
Merak..... 150, 198
Merax..... 177
Merit..... 149

Millennial 128-129
Multi-Purpose 92-101
Nature 173, 176
Newton 137
Orb 104
Panels..... 118-120
Park..... 175
Parson 156
Pedestal Tables..... 104
Pedestals..... 225
Pennington 181
Perch 165
Phinda 202
Plexus..... 181
Prestige..... 200
Prisma 192
Prius 182
Profile..... 207
Provident 201
Reception Tables 105
Reese 162
Regal 153
Remark..... 179
Renegade Raider 210
Ridge 151
Rise Stool 171
Roster..... 154, 157
Savore 140
Serene 180
Shapes..... 130
Sienna 10-11
Sierra 202
Sit/Stand Stool 72, 170
Slash..... 156, 192
Sleek Stool 171
Spencer..... 144, 195
Spice..... 168, 189
Spool 167
Sprint 152
Spry..... 110-111

Stacked Seating 161
StandUp 64-67, 72
StandUp Typicals 68-71, 73
Steel Folding Chairs 166
Storage 214, 220-221, 224
Studio..... 199
System 2 117
Task Force..... 177
Task Lighting..... 230
Tate..... 152
Technology 228-229
Torrance 169, 179
Tower..... 161
Training Tables..... 80-87
Tre 150, 196
Tre Lite..... 197
Tribeca..... 132
Triumph..... 165
Value 149
Variant 48-56
Variant Typicals..... 57-63
Vertical Files..... 226
Wellness 204-205
Whistler..... 202
Wire Management..... 229
Viking..... 180
Zella 160

- S -**SCREENFLEX**

Mobile Screenflex 121

- V -**VIRCO**

6000 Series..... 106
785 Series 107
8900 Series..... 162
Classic Series™..... 163
Folding Chairs..... 166
Mobile Stool & Bench Tables.. 107

CHAIR FUNCTIONS

This useful chair functions guide will help you navigate finding the right chair for you. The visual graphics display in detail each function that is listed on various items within the seating section.

Pneumatic Seat Height



Adjusts “up and down” seat height relative to the floor.

Knee-Tilt Control



Allows user to fully recline while keeping feet comfortably on the floor. “Pivot point” is placed near the front of the seat.

Mid-Pivot Control



Allows user to recline at a more natural angle than the traditional tilt control. “Pivot point of chair is positioned slightly forward” toward the front of the seat.

360-Degree Swivel



Allows seat “rotation” in a full circle.

Synchronous Control




Automatically “adjusts seat and back angle while maintaining a 2:1 recline ratio”, providing optimum back support and minimal seat rise.

Back Depth Adjustment




Allows user to “adjust back in and out” for additional seat depth.

Swivel/Tilt Control



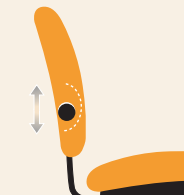
Places the “pivot point” directly above the base center and allows the user to lean back in a seated position.

Articulating Seat & Back




“Adjusts seat & back angle independently” with a single lever.

Lumbar Adjustment



Allows user to “custom fit chair by adjusting lumbar” for optimum support and comfort.

Tilt Lock



“Locks seat and back” in an upright position.

Adjustable Seat & Back




Allows user to “adjust and lock seat and back angle” of chair independently of each other.

Forward Seat Tilt



Allows user to “tilt seat forward” for optimum comfort while doing intensive forward-oriented tasks.

Tilt-Tension



Allows user to adjust “resistance” with which chair reclines or tilts.

Back Height Adjustment



Allows user to “adjust back up and down” for proper positioning of lumbar.

Height-Adjustable Arms



Allows user to “adjust arms up and down” within a set range to accommodate a variety of tasks.

Back Lock




Allows user to select and “lock a particular back angle.”

High Performance Control



Includes “swivel/tilt with tension control, independently adjustable seat and back angle with infinite lock (any position) and forward pitch control.”

Height/Width Adj. Arms



Allows user to “adjust arms up and down, or in and out” within a set range to accommodate a variety of tasks.

MILLENNIAL COLLECTION



Exceptional Furniture for an Inspired Life.

OfficeSource®



OfficeSource®



OfficeSource®
VARIANT
COLLECTION

CREATING
EXPECTATIONAL
WORKSPACES

